



GEO-ACCESS MAPS

For 2nd Quarter 2021

The following Geo-Access maps are generated by the KanCare Managed Care Organizations (MCOs) each quarter and illustrate the geographical coverage of providers throughout the state for specific provider types. The format for the maps has been updated to reflect changes with KanCare 2.0 and in accordance with the Medicaid and CHIP Managed Care Final Rule.

The Geographic Mapping Reports allow KDHE to evaluate the growth of the network, identify gaps in coverage, monitor MCO compliance with the KanCare Network Adequacy Standards, and provide constructive feedback to the MCOs.

The provider categories included in the maps are listed below:

- Adult Primary Care Providers (PCPs)
- Pediatric Primary Care Providers (PCPs)
- OB/GYN
- Adult Behavioral Health (non-waiver)
- Pediatric Behavioral Health (non-waiver)
- Adult Specialists
- Pediatric Specialists
- Hospital
- Pharmacy
- Dental and Vision
- Ancillary Services
- HCBS (fixed-site)

Each map identifies the specialty and—where applicable—population for the service identified. Only providers contracted for the specified service are shown, including providers in border states. Provider service locations are identified on each map as a small dot and colored circles are used to represent the radius in miles from each provider service location (for the identified urban-rural classification). The size of each circle corresponds to distance requirements identified in the network standards.

For each map, a count will display the number of unique providers and locations. In some instances, many providers practice in a single location. Providers may also have multiple practice locations.

The index below identifies the classification indicators used in the maps. For all maps, the following scale is used.



Adult Services

- Urban/Semi-Urban
- Densely Settled/Rural/Frontier
- Border State
- Provider Locations

Pediatric Services

- Urban/Semi-Urban
- Densely Settled/Rural/Frontier
- Border State
- Provider Locations

HCBS Services

- Urban/Semi-Urban
- Densely Settled/Rural/Frontier
- Border State
- Provider Locations

Hospital, Ancillary, Pharmacy, and Vision Services

- Urban/Semi-Urban
- Densely Settled/Rural/Frontier
- Border State
- Provider Locations



KanCare Managed Care Organization
 Mapped Provider Count Report
Aetna Better Health

Provider Specialty Type	# Unique Providers	# Unique Locations	URBAN & SEMI-URBAN		RURAL & FRONTIER	
			Percent of Members within Access Standard	Mean Distance from Member to Provider Type	Percent of Members within Access Standard	Mean Distance from Member to Provider Type
Primary Care Physicians			20 MILES / 40 MINUTES		30 MILES / 45 MINUTES	
Adult Primary Care Providers	2682	773	100.0%	1.5	100.0%	4.2
Pediatric Primary Care Providers	3362	811	100.0%	1.6	100.0%	4.3
OB/GYN			15 MILES / 30 MINUTES		60 MILES / 90 MINUTES	
OB/GYN	511	241	100.0%	3.2	100.0%	14.8
Behavioral Health			30 MILES / 60 MINUTES		60 MILES / 90 MINUTES	
Adult Behavioral Health	3350	971	100.0%	1.4	100.0%	6.1
Pediatric Behavioral Health	3760	989	100.0%	1.6	100.0%	6.2
Specialist			30 MILES / 60 MINUTES		90 MILES / 135 MINUTES	
ADULT SPECIALIST			30 MILES / 60 MINUTES		90 MILES / 135 MINUTES	
Allergy	39	46	97.1%	8.2	100.0%	41.2
Cardiology	551	276	100.0%	3.2	100.0%	16.9
Dermatology	57	113	100.0%	5.3	100.0%	23.3
Gastroenterology	147	113	100.0%	7.7	94.8%	49.7
General Surgery	491	330	100.0%	3.1	100.0%	8.1
Hematology/Oncology	254	180	100.0%	4.5	100.0%	23.5
Nephrology	170	138	100.0%	5.1	100.0%	25.6
Neurology	370	208	100.0%	4.1	100.0%	23.3
Ophthalmology	125	93	100.0%	5.7	100.0%	24.7
Orthopedics	323	245	100.0%	3.4	100.0%	12.0
Otolaryngology	141	100	100.0%	5.7	100.0%	28.7
Physical Medicine/Rehab	87	86	100.0%	7.1	82.9%	64.9
Plastic and Reconstructive Surgery	63	84	96.7%	9.2	92.4%	56.0
Podiatry	64	74	100.0%	6.9	100.0%	21.8
Psychiatrist	500	369	100.0%	2.5	100.0%	8.3
NOTE: The standard for this specialty differs from other specialties in this group.			15 MILES / 30 MINUTES ↑		60 MILES / 90 MINUTES ↑	
Pulmonary Disease	223	139	100.0%	5.9	100.0%	27.1
Urology	131	83	100.0%	6.4	99.8%	25.1



KanCare Managed Care Organization
 Mapped Provider Count Report
Aetna Better Health

Provider Specialty Type	# Unique Providers	# Unique Locations	URBAN & SEMI-URBAN		RURAL & FRONTIER	
			Percent of Members within Access Standard	Mean Distance from Member to Provider Type	Percent of Members within Access Standard	Mean Distance from Member to Provider Type
PEDIATRIC SPECIALIST			30 MILES / 60 MINUTES		90 MILES / 135 MINUTES	
Allergy	40	47	97.6%	8.1	100.0%	45.3
Cardiology	493	258	100.0%	3.5	100.0%	16.2
Dermatology	56	111	100.0%	5.4	100.0%	24.2
Gastroenterology	134	95	100.0%	7.6	90.7%	57.9
General Surgery	446	297	100.0%	3.3	100.0%	8.0
Hematology/Oncology	246	172	100.0%	4.8	100.0%	22.0
Neonatology	57	22	94.4%	15.3	67.6%	95.4
Nephrology	127	128	100.0%	5.2	100.0%	28.3
Neurology	337	191	100.0%	4.4	100.0%	25.6
Ophthalmology	121	87	100.0%	5.4	100.0%	27.0
Orthopedics	294	218	100.0%	3.6	100.0%	12.0
Otolaryngology	129	72	100.0%	5.8	100.0%	31.5
Physical Medicine/Rehab	80	79	100.0%	6.8	75.0%	79.6
Plastic and Reconstructive Surgery	57	75	97.3%	8.6	87.1%	66.0
Podiatry	56	55	100.0%	6.9	100.0%	22.8
Psychiatrist	483	346	100.0%	2.8	100.0%	8.4
NOTE: The standard for this specialty differs from other specialties in this group.			15 MILES / 30 MINUTES ↑		60 MILES / 90 MINUTES ↑	
Pulmonary Disease	206	129	100.0%	5.9	100.0%	30.0
Urology	116	74	100.0%	6.7	99.7%	24.1
Hospital			30 MILES / 60 MINUTES		60 MILES / 90 MINUTES	
Hospital	155	161	100.0%	4.5	100.0%	6.9
Pharmacy			10 MILES / 20 MINUTES		30 MILES / 45 MINUTES	
Pharmacy	688	673	99.9%	1.6	100.0%	4.1
Vision			30 MILES / 60 MINUTES		60 MILES / 90 MINUTES	
Optometry	432	300	100.0%	2.0	100.0%	11.1
Dental			20 MILES / 40 MINUTES		30 MILES / 45 MINUTES	
Adult Dental Primary Care	362	234	100.0%	2.7	97.9%	9.7
Pediatric Dental Primary Care	431	264	100.0%	2.6	97.7%	9.4



KanCare Managed Care Organization
 Mapped Provider Count Report
Aetna Better Health

Provider Specialty Type	# Unique Providers	# Unique Locations	URBAN & SEMI-URBAN		RURAL & FRONTIER	
			Percent of Members within Access Standard	Mean Distance from Member to Provider Type	Percent of Members within Access Standard	Mean Distance from Member to Provider Type
Ancillary Services			<i>30 MILES / 60 MINUTES</i>		<i>60 MILES / 90 MINUTES</i>	
Physical Therapy	627	215	100.0%	3.3	100.0%	14.2
Occupational Therapy	210	105	100.0%	4.5	72.9%	48.3
Speech Therapy	184	87	97.5%	7.3	72.8%	55.5
X-Ray	178	182	100.0%	4.2	100.0%	6.8
Lab	267	277	100.0%	4.3	100.0%	6.8
NOTE: The standard for this specialty differs from other specialties in this group.					<i>30 MILES / 60 MINUTES</i> ↑	

Provider Specialty Type	# Unique Providers	# Unique Locations	URBAN & SEMI-URBAN <i>30 MILES / 60 MINUTES</i>		RURAL & FRONTIER <i>60 MILES / 100 MINUTES</i>	
			Percent of Members within Access Standard	Mean Distance from Member to Specialist	Percent of Members within Access Standard	Mean Distance from Member to Specialist
Adult Day Care PT 55/PS 410/PC S5101 & S5102						
FE Waiver Providers	124	131	100.0%	4.5	100.0%	13.4
Day Supports PT 55/PS 520/PC T2021						
IDD Waiver Providers	119	135	100.0%	3.7	100.0%	16.9



KanCare Managed Care Organization
 Mapped Provider Count Report
 Sunflower State Health Plan

Provider Specialty Type	# Unique Providers	# Unique Locations	URBAN & SEMI-URBAN		RURAL & FRONTIER	
			Percent of Members within Access Standard	Mean Distance from Member to Provider Type	Percent of Members within Access Standard	Mean Distance from Member to Provider Type
Primary Care Physicians			<i>20 MILES / 40 MINUTES</i>		<i>30 MILES / 45 MINUTES</i>	
Adult Primary Care Providers	3,066	1,224	100.0%	1.3	100.0%	3.1
Pediatric Primary Care Providers	3,908	1,284	100.0%	1.4	100.0%	3.2
OB/GYN			<i>15 MILES / 30 MINUTES</i>		<i>60 MILES / 90 MINUTES</i>	
OB/GYN	450	240	99.9%	2.9	99.9%	15.2
Behavioral Health			<i>30 MILES / 60 MINUTES</i>		<i>60 MILES / 90 MINUTES</i>	
Adult Behavioral Health	3,355	1,217	100.0%	1.2	100.0%	5.4
Pediatric Behavioral Health	3,799	1,241	100.0%	1.3	100.0%	5.6
Specialist			<i>30 MILES / 60 MINUTES</i>		<i>90 MILES / 135 MINUTES</i>	
ADULT SPECIALIST			<i>30 MILES / 60 MINUTES</i>		<i>90 MILES / 135 MINUTES</i>	
Allergy	33	42	98.5%	7.5	94.1%	54.3
Cardiology	458	248	100.0%	3.8	100.0%	18.0
Dermatology	108	113	98.4%	6.8	99.9%	31.5
Gastroenterology	123	100	100.0%	7.0	95.1%	45.3
General Surgery	411	282	100.0%	3.5	100.0%	9.8
Hematology/Oncology	218	125	100.0%	5.1	100.0%	22.6
Nephrology	107	108	99.9%	5.9	100.0%	20.4
Neurology	327	172	100.0%	4.4	100.0%	28.7
Ophthalmology	142	183	100.0%	2.9	100.0%	18.0
Orthopedics	261	187	100.0%	3.6	100.0%	12.6
Otolaryngology	108	83	100.0%	5.8	100.0%	30.7
Physical Medicine/Rehab	62	74	100.0%	6.3	99.1%	34.2
Plastic and Reconstructive Surgery	53	66	94.0%	11.2	73.2%	84.7
Podiatry	54	68	100.0%	6.5	100.0%	27.4
Psychiatrist*	542	411	99.9%	2.3	100.0%	8.1
*NOTE: The standard for this specialty differs from other specialties in this group.			<i>15 MILES / 30 MINUTES</i>		<i>60 MILES / 90 MINUTES</i>	
Pulmonary Disease	204	123	100.0%	5.5	100.0%	27.9
Urology	102	70	100.0%	6.0	98.9%	30.0



KanCare Managed Care Organization
 Mapped Provider Count Report
Sunflower State Health Plan

Provider Specialty Type	# Unique Providers	# Unique Locations	URBAN & SEMI-URBAN		RURAL & FRONTIER	
			Percent of Members within Access Standard	Mean Distance from Member to Provider Type	Percent of Members within Access Standard	Mean Distance from Member to Provider Type
PEDIATRIC SPECIALIST			<i>30 MILES / 60 MINUTES</i>		<i>90 MILES / 135 MINUTES</i>	
Allergy	41	47	98.8%	7.3	92.4%	56.2
Cardiology	480	253	100.0%	3.5	100.0%	18.4
Dermatology	114	117	98.7%	6.6	99.9%	31.1
Gastroenterology	133	105	100.0%	6.9	93.4%	48.0
General Surgery	426	285	100.0%	3.6	100.0%	10.0
Hematology/Oncology	226	130	100.0%	5.3	100.0%	22.4
Neonatology	85	36	94.0%	10.2	95.7%	57.7
Nephrology	115	112	99.9%	5.6	100.0%	20.4
Neurology	335	178	100.0%	4.6	100.0%	27.4
Ophthalmology	145	183	100.0%	3.0	100.0%	19.3
Orthopedics	273	191	100.0%	3.7	100.0%	13.0
Otolaryngology	115	85	100.0%	5.9	100.0%	31.0
Physical Medicine/Rehab	69	76	100.0%	6.3	99.1%	33.7
Plastic and Reconstructive Surgery	58	69	94.0%	11.2	71.0%	88.6
Podiatry	56	68	100.0%	6.6	100.0%	27.6
Psychiatrist*	552	414	99.9%	2.4	100.0%	8.5
*NOTE: The standard for this specialty differs from other specialties in this group.			<i>15 MILES / 30 MINUTES</i>		<i>60 MILES / 90 MINUTES</i>	
Pulmonary Disease	210	127	100.0%	5.6	100.0%	28.5
Urology	102	72	100.0%	6.1	99.0%	29.9
Hospital			<i>30 MILES / 60 MINUTES</i>		<i>60 MILES / 90 MINUTES</i>	
Hospital	207	158	100.0%	4.3	100.0%	6.3
Pharmacy			<i>10 MILES / 20 MINUTES</i>		<i>30 MILES / 45 MINUTES</i>	
Pharmacy	637	627	99.8%	1.5	100.0%	3.8
Vision			<i>30 MILES / 60 MINUTES</i>		<i>60 MILES / 90 MINUTES</i>	
Optometry	454	402	100.0%	1.8	100.0%	6.5
Dental			<i>20 MILES / 40 MINUTES</i>		<i>30 MILES / 45 MINUTES</i>	
Adult Dental Primary Care	282	241	100.0%	2.9	99.8%	8.1
Pediatric Dental Primary Care	266	198	100.0%	2.6	96.2%	13.5



KanCare Managed Care Organization
 Mapped Provider Count Report
 Sunflower State Health Plan

Provider Specialty Type	# Unique Providers	# Unique Locations	URBAN & SEMI-URBAN		RURAL & FRONTIER	
			Percent of Members within Access Standard	Mean Distance from Member to Provider Type	Percent of Members within Access Standard	Mean Distance from Member to Provider Type
Ancillary Services			<i>30 MILES / 60 MINUTES</i>		<i>60 MILES / 90 MINUTES</i>	
Physical Therapy	748	376	100.0%	2.6	100.0%	5.0
Occupational Therapy	306	249	100.0%	2.9	100.0%	7.1
Speech Therapy	207	141	100.0%	3.8	99.9%	22.4
X-Ray	188	197	100.0%	4.0	100.0%	8.3
Lab*	198	199	100.0%	4.5	100.0%	9.0
*NOTE: The standard for this specialty differs from other specialties in this group.					<i>30 MILES / 60 MINUTES</i>	

Provider Specialty Type	# Unique Providers	# Unique Locations	URBAN & SEMI-URBAN <i>30 MILES / 60 MINUTES</i>		RURAL & FRONTIER <i>60 MILES / 100 MINUTES</i>	
			Percent of Members within Access Standard	Mean Distance from Member to Specialist	Percent of Members within Access Standard	Mean Distance from Member to Specialist
Adult Day Care PT 55/PS 410/PC S5101 & S5102						
FE Waiver Providers	91	96	100.0%	4.6	98.1%	19.6
Day Supports PT 55/PS 520/PC T2021						
IDD Waiver Providers	126	163	100.0%	2.7	97.0%	13.4



KanCare Managed Care Organization
 Mapped Provider Count Report
United HealthCare

Provider Specialty Type	# Unique Providers	# Unique Locations	URBAN & SEMI-URBAN		RURAL & FRONTIER	
			Percent of Members within Access Standard	Mean Distance from Member to Provider Type	Percent of Members within Access Standard	Mean Distance from Member to Provider Type
Primary Care Physicians			<i>20 MILES / 40 MINUTES</i>		<i>30 MILES / 45 MINUTES</i>	
Adult Primary Care Providers	3618	1118	99.9%	0.9	100.0%	2.2
Pediatric Primary Care Providers	3855	1125	99.9%	1.0	100.0%	2.5
OB/GYN			<i>15 MILES / 30 MINUTES</i>		<i>60 MILES / 90 MINUTES</i>	
OB/GYN	282	183	98.2%	2.6	96.1%	14.5
Behavioral Health			<i>30 MILES / 60 MINUTES</i>		<i>60 MILES / 90 MINUTES</i>	
Adult Behavioral Health	3347	1285	100.0%	0.9	100.0%	4.2
Pediatric Behavioral Health	3818	1333	100.0%	0.9	100.0%	4.2
Specialist			<i>30 MILES / 60 MINUTES</i>		<i>90 MILES / 135 MINUTES</i>	
ADULT SPECIALIST			<i>30 MILES / 60 MINUTES</i>		<i>90 MILES / 135 MINUTES</i>	
Allergy	41	40	97.3%	6.2	95.9%	34.5
Cardiology	357	181	99.9%	3.2	100.0%	13.5
Dermatology	54	56	94.0%	7.0	98.6%	24.2
Gastroenterology	106	65	93.1%	7.9	89.1%	41.9
General Surgery	312	215	100.0%	2.6	100.0%	8.6
Hematology/Oncology	204	93	99.9%	3.9	99.0%	17.4
Nephrology	70	43	97.1%	6.3	97.3%	29.8
Neurology	229	144	100.0%	3.3	100.0%	17.1
Ophthalmology	86	109	99.9%	2.7	100.0%	18.1
Orthopedics	229	149	100.0%	2.9	100.0%	10.0
Otolaryngology	94	87	99.9%	3.9	99.4%	20.9
Physical Medicine/Rehab	74	77	94.4%	6.7	91.0%	37.6
Plastic and Reconstructive Surgery	43	42	93.1%	8.7	84.3%	53.5
Podiatry	62	108	98.8%	3.8	100.0%	12.7
Psychiatrist	464	370	99.5%	1.7	100.0%	6.1
NOTE: The standard for this specialty differs from other specialties in this group.			<i>15 MILES / 30 MINUTES</i> ↑		<i>60 MILES / 90 MINUTES</i> ↑	
Pulmonary Disease	129	89	98.7%	4.3	99.9%	27.5
Urology	110	90	99.9%	3.9	99.6%	15.0



KanCare Managed Care Organization
 Mapped Provider Count Report
United HealthCare

Provider Specialty Type	# Unique Providers	# Unique Locations	URBAN & SEMI-URBAN		RURAL & FRONTIER	
			Percent of Members within Access Standard	Mean Distance from Member to Provider Type	Percent of Members within Access Standard	Mean Distance from Member to Provider Type
PEDIATRIC SPECIALIST			<i>30 MILES / 60 MINUTES</i>		<i>90 MILES / 135 MINUTES</i>	
Allergy	41	40	97.9%	6.1	94.7%	37.7
Cardiology	355	180	99.9%	3.1	100.0%	13.0
Dermatology	54	56	95.3%	6.6	98.8%	24.1
Gastroenterology	106	65	94.9%	7.2	83.4%	48.2
General Surgery	312	215	100.0%	2.7	100.0%	8.5
Hematology/Oncology	204	93	99.9%	3.9	99.3%	16.7
Neonatology	57	21	89.0%	11.5	55.5%	101.4
Nephrology	69	43	97.8%	5.9	97.7%	28.6
Neurology	229	144	100.0%	3.4	100.0%	18.5
Ophthalmology	140	144	99.9%	2.6	100.0%	18.9
Orthopedics	229	149	100.0%	3.1	100.0%	9.7
Otolaryngology	94	87	99.9%	4.0	99.5%	24.3
Physical Medicine/Rehab	74	77	95.1%	6.3	91.7%	37.9
Plastic and Reconstructive Surgery	43	42	94.8%	8.1	78.6%	60.0
Podiatry	62	108	99.1%	3.7	100.0%	12.2
Psychiatrist	464	370	99.6%	1.8	100.0%	6.3
NOTE: The standard for this specialty differs from other specialties in this group.			<i>15 MILES / 30 MINUTES</i> ↑		<i>60 MILES / 90 MINUTES</i> ↑	
Pulmonary Disease	129	89	98.9%	4.3	99.9%	30.5
Urology	110	90	99.9%	4.0	99.8%	14.3
Hospital			<i>30 MILES / 60 MINUTES</i>		<i>60 MILES / 90 MINUTES</i>	
Hospital	140	135	99.9%	4.2	100.0%	12.6
Pharmacy			<i>10 MILES / 20 MINUTES</i>		<i>30 MILES / 45 MINUTES</i>	
Pharmacy	680	653	99.1%	1.2	100.0%	3.1
Vision			<i>30 MILES / 60 MINUTES</i>		<i>60 MILES / 90 MINUTES</i>	
Optometry	476	515	100.0%	1.3	100.0%	4.8
Dental			<i>20 MILES / 40 MINUTES</i>		<i>30 MILES / 45 MINUTES</i>	
Adult Dental Primary Care	293	188	99.8%	2.2	92.8%	9.9
Pediatric Dental Primary Care	341	220	99.9%	2.1	96.7%	8.2



KanCare Managed Care Organization
 Mapped Provider Count Report
United HealthCare

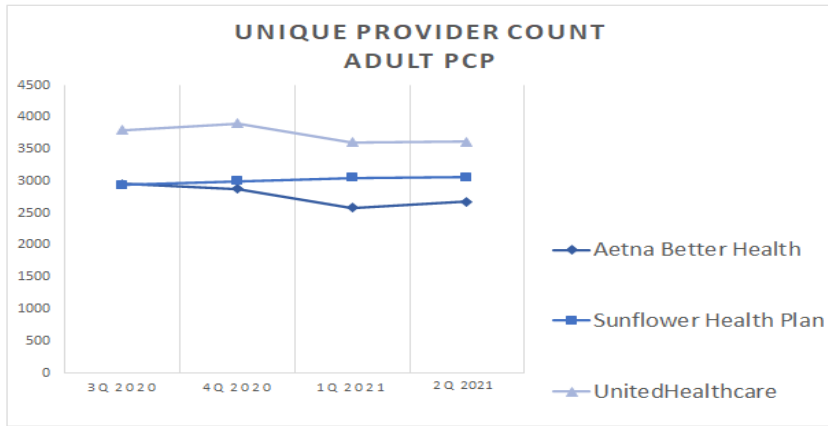
Provider Specialty Type	# Unique Providers	# Unique Locations	URBAN & SEMI-URBAN		RURAL & FRONTIER	
			Percent of Members within Access Standard	Mean Distance from Member to Provider Type	Percent of Members within Access Standard	Mean Distance from Member to Provider Type
Ancillary Services			<i>30 MILES / 60 MINUTES</i>		<i>60 MILES / 90 MINUTES</i>	
Physical Therapy	588	260	99.9%	2.0	98.9%	13.6
Occupational Therapy	173	138	99.4%	3.2	91.7%	25.4
Speech Therapy	150	85	95.0%	5.6	69.5%	50.9
X-Ray	65	59	88.1%	10.5	79.1%	38.2
Lab	45	41	93.5%	7.6	28.5%	53.9
NOTE: The standard for this specialty differs from other specialties in this group.					<i>30 MILES / 60 MINUTES</i> ↑	
			<i>URBAN & SEMI-URBAN 30 MILES / 60 MINUTES</i>		<i>RURAL & FRONTIER 60 MILES / 100 MINUTES</i>	
Provider Specialty Type	# Unique Providers	# Unique Locations	Percent of Members within Access Standard	Mean Distance from Member to Specialist	Percent of Members within Access Standard	Mean Distance from Member to Specialist
Adult Day Care PT 55/PS 410/PC S5101 & S5102						
FE Waiver Providers	133	148	100.0%	2.2	100.0%	11.1
Day Supports PT 55/PS 520/PC T2021						
IDD Waiver Providers	156	259	99.9%	1.8	99.5%	6.7

PHYSICIANS

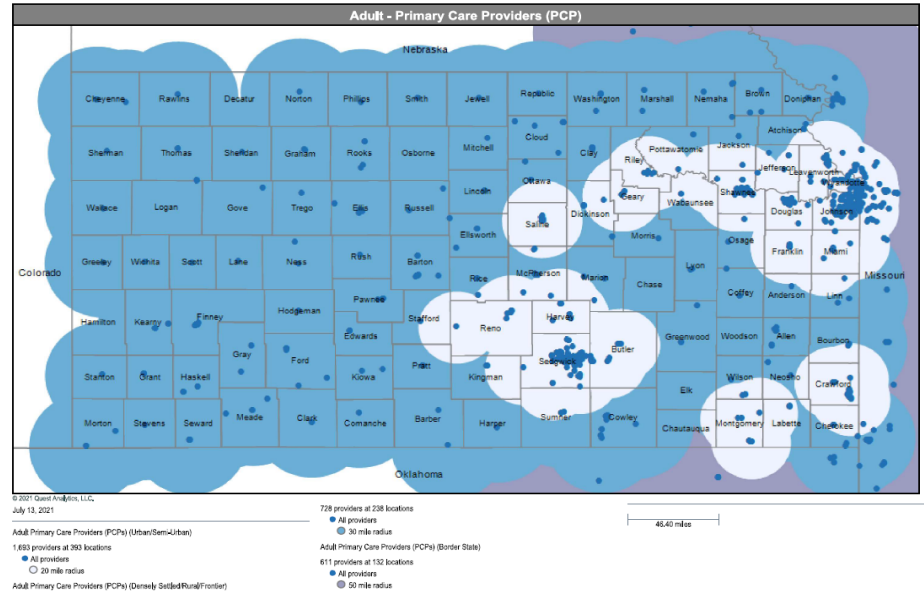
Primary Care Providers (PCP)

Quarterly Unique Provider Count

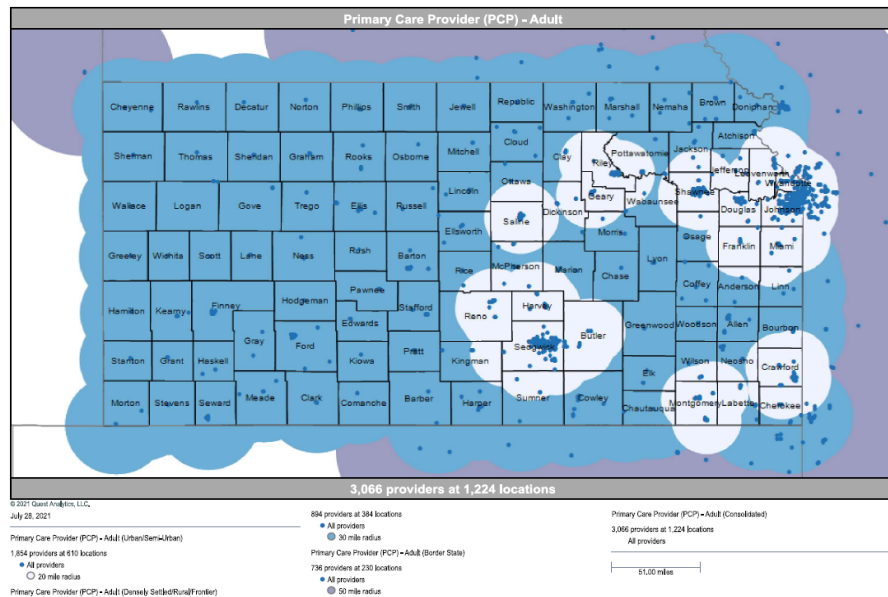
	3Q 2020	4Q 2020	1Q 2021	2Q 2021
Aetna Better Health	2960	2884	2586	2682
Sunflower Health Plan	2944	2999	3052	3066
UnitedHealthcare	3800	3911	3608	3618



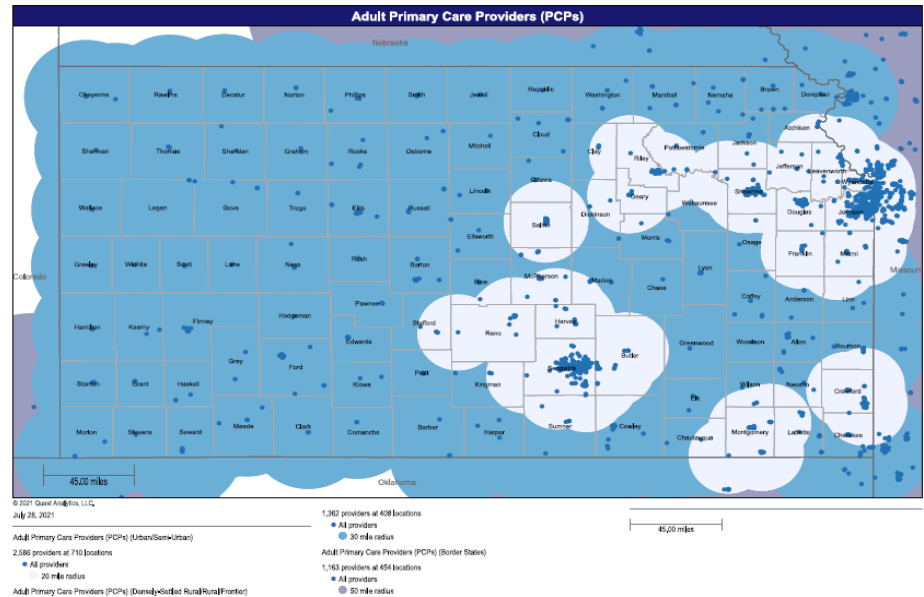
Aetna Better Health



Sunflower Health Plan



UnitedHealthcare

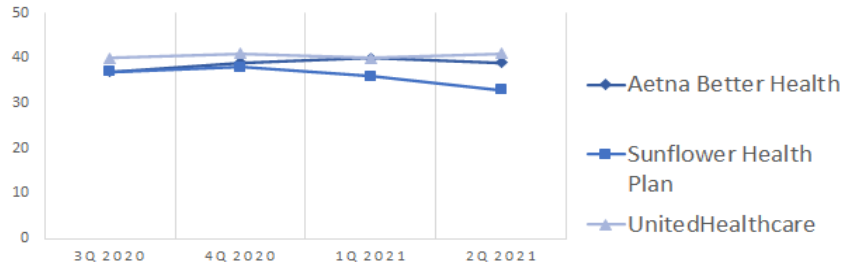


Allergy

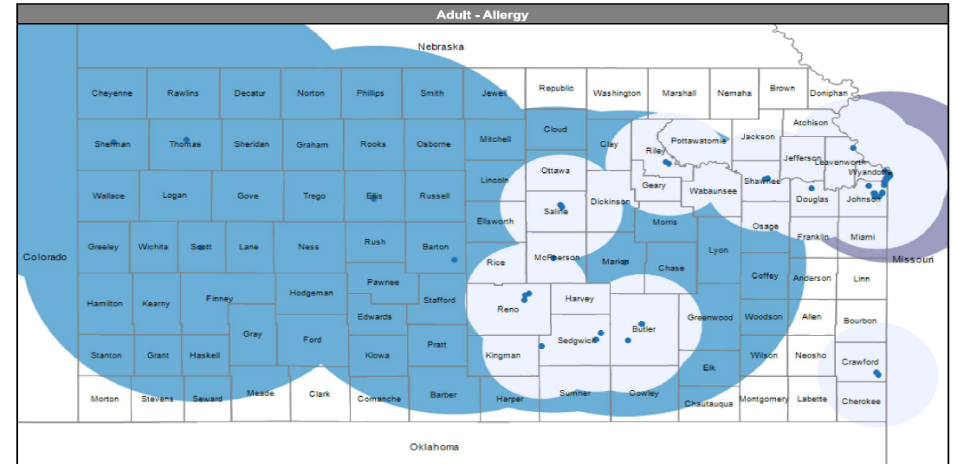
Quarterly Unique Provider Count

	3Q 2020	4Q 2020	1Q 2021	2Q 2021
Aetna Better Health	37	39	40	39
Sunflower Health Plan	37	38	36	33
UnitedHealthcare	40	41	40	41

UNIQUE PROVIDER COUNT
ADULT ALLERGY

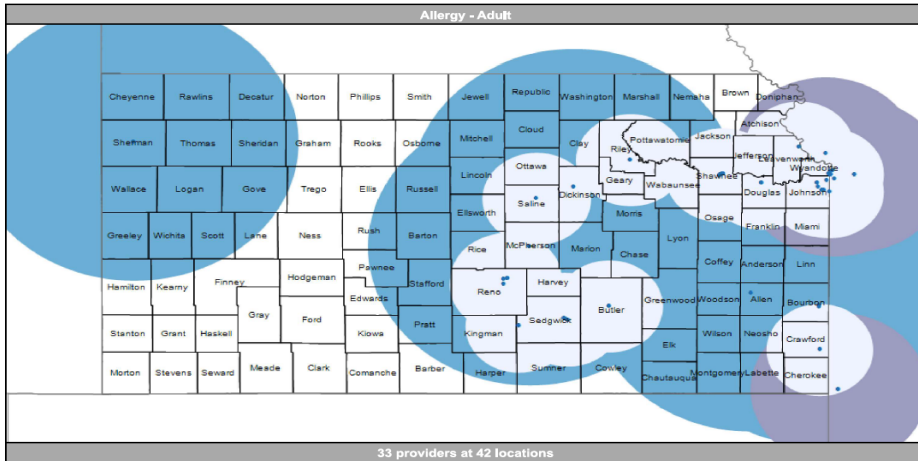


Aetna Better Health



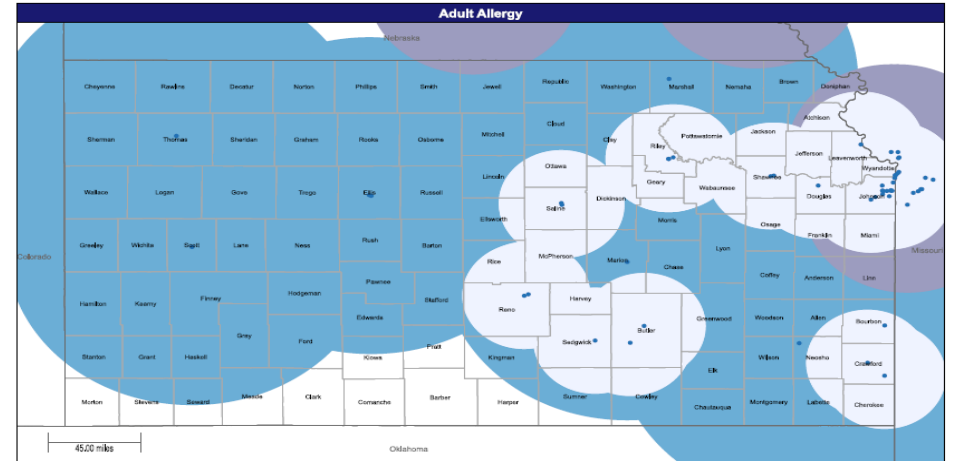
© 2021 Quest Analytics, LLC.
July 13, 2021
Allergy (Urban/Semi-Urban)
30 providers at 36 locations
● All providers
○ 30 mile radius
Allergy (Densely Settled/Rural/Frontier)
11 providers at 8 locations
● All providers
● 90 mile radius
Allergy (Border State)
7 providers at 2 locations
● All providers
● 50 mile radius

Sunflower Health Plan



© 2021 Quest Analytics, LLC.
July 28, 2021
Allergy - Adult (Urban/Semi-Urban)
26 providers at 27 locations
● All providers
○ 30 mile radius
Allergy - Adult (Densely Settled/Rural/Frontier)
4 providers at 6 locations
● All providers
● 90 mile radius
Allergy - Adult (Border State)
6 providers at 8 locations
● All providers
● 50 mile radius
Allergy - Adult (Core/Midwest)
33 providers at 42 locations
All providers

UnitedHealthcare



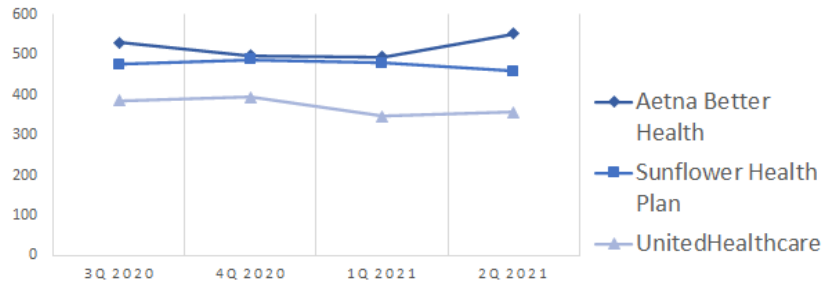
© 2021 Quest Analytics, LLC.
July 28, 2021
Adult Allergy (Urban/Semi-Urban)
38 providers at 32 locations
● All providers
○ 30 mile radius
Adult Allergy (Densely Settled/Rural/Frontier)
6 providers at 8 locations
● All providers
● 90 mile radius
Adult Allergy (Border State)
20 providers at 15 locations
● All providers
● 50 mile radius

Cardiology

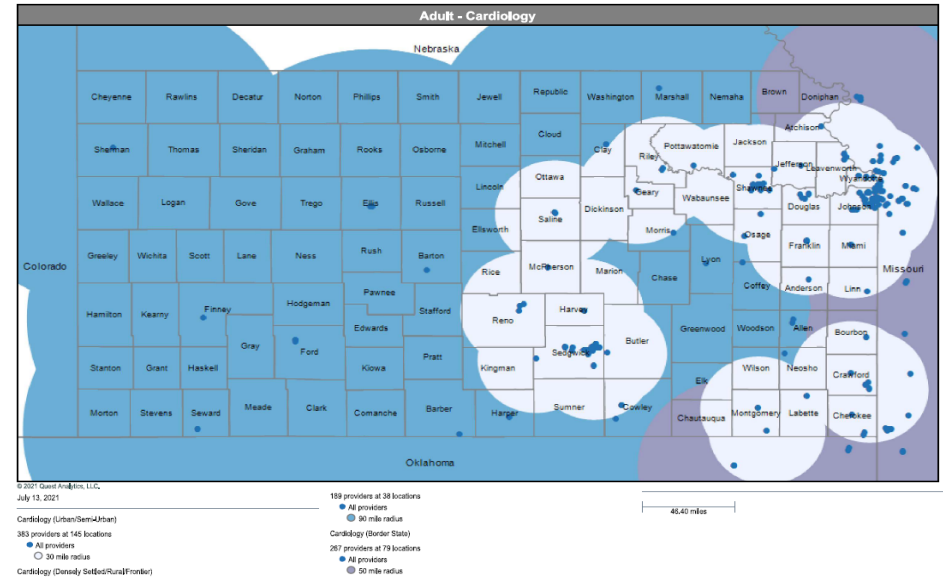
Quarterly Unique Provider Count

	3Q 2020	4Q 2020	1Q 2021	2Q 2021
Aetna Better Health	530	498	494	551
Sunflower Health Plan	476	487	479	458
UnitedHealthcare	385	394	346	357

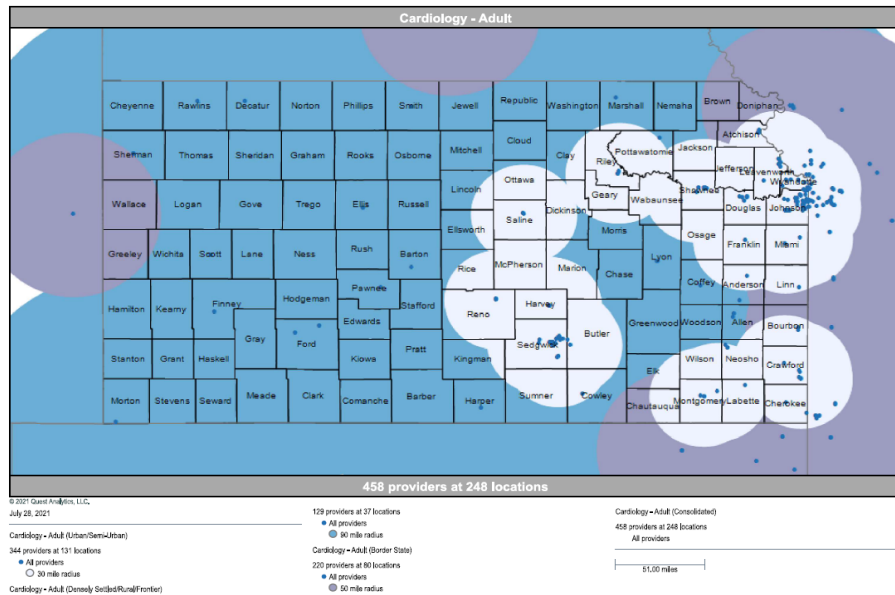
UNIQUE PROVIDER COUNT ADULT CARDIOLOGY



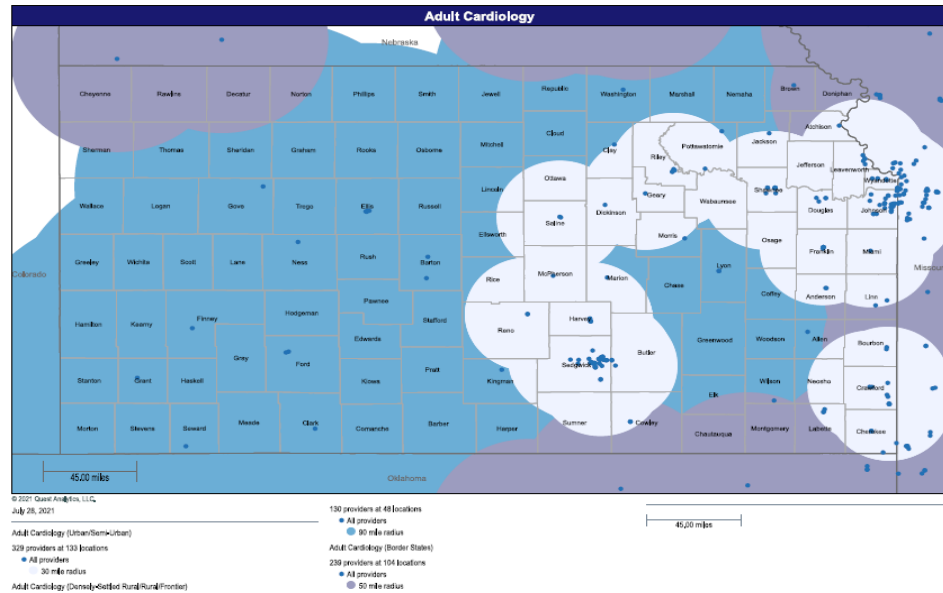
Aetna Better Health



Sunflower Health Plan



UnitedHealthcare





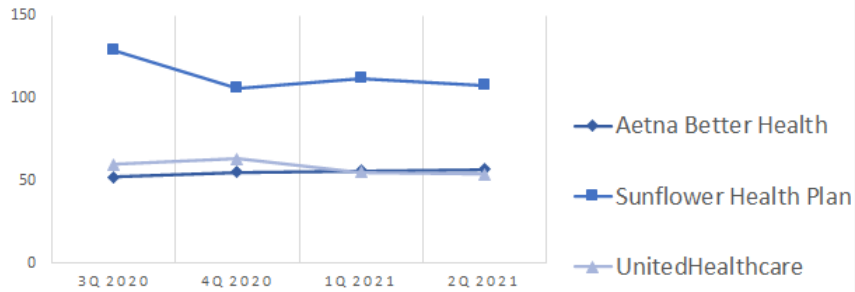
KanCare Managed Care Organization Network Access As of July 1, 2021

Dermatology

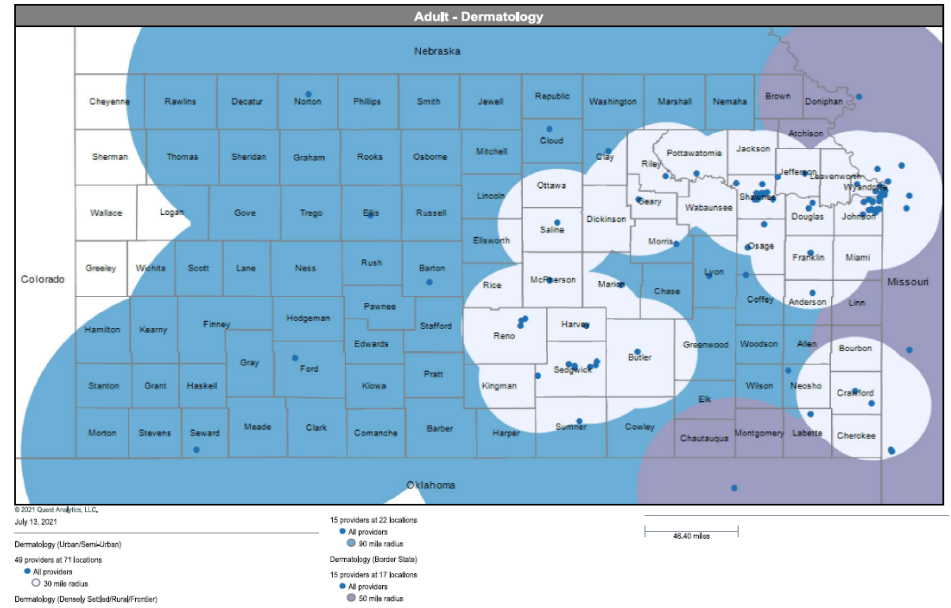
Quarterly Unique Provider Count

	3Q 2020	4Q 2020	1Q 2021	2Q 2021
Aetna Better Health	52	55	56	57
Sunflower Health Plan	129	106	112	108
UnitedHealthcare	60	63	55	54

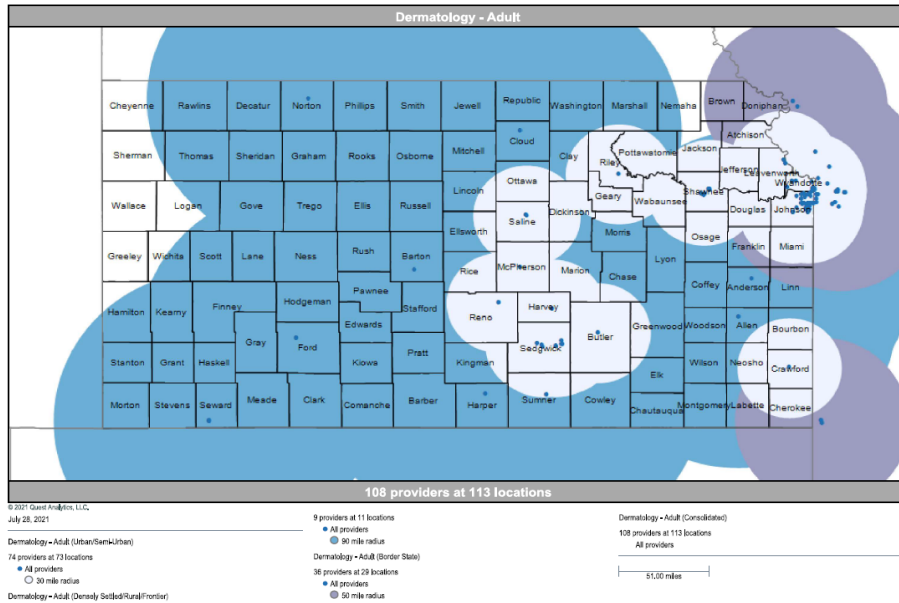
UNIQUE PROVIDER COUNT
ADULT DERMATOLOGY



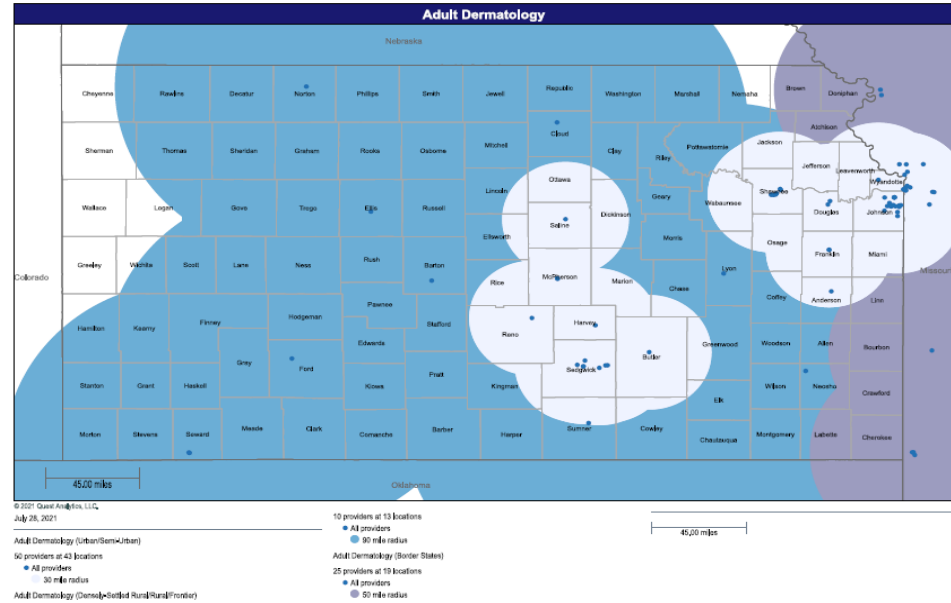
Aetna Better Health



Sunflower Health Plan



UnitedHealthcare

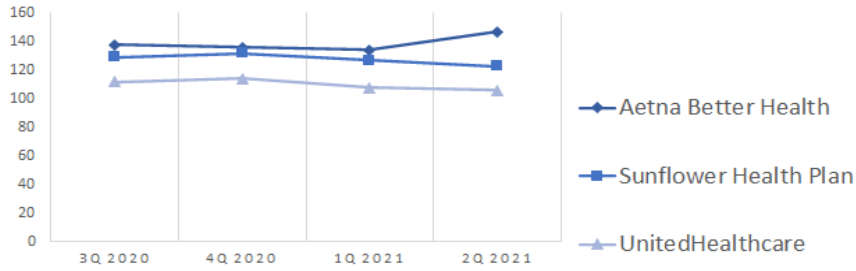


Gastroenterology

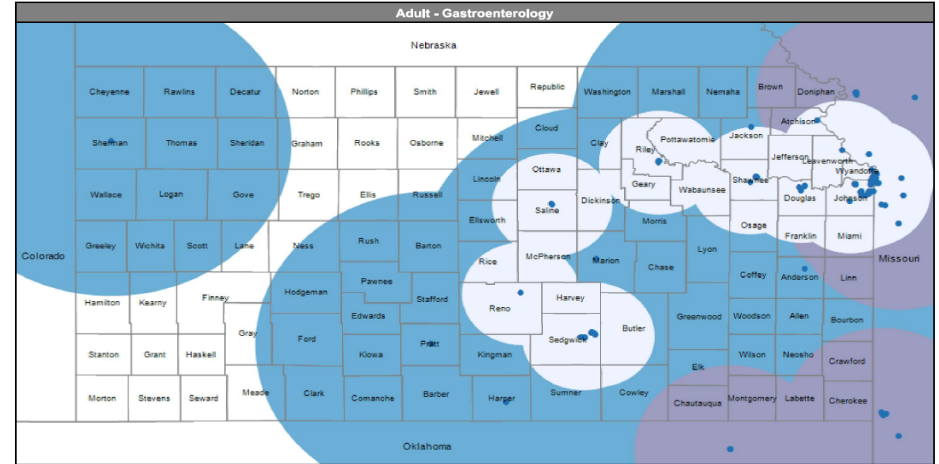
Quarterly Unique Provider Count

	3Q 2020	4Q 2020	1Q 2021	2Q 2021
Aetna Better Health	138	136	134	147
Sunflower Health Plan	129	132	127	123
UnitedHealthcare	112	114	108	106

UNIQUE PROVIDER COUNT ADULT GASTROENTEROLOGY



Aetna Better Health



© 2021 Quest Diagnostics, LLC
July 13, 2021

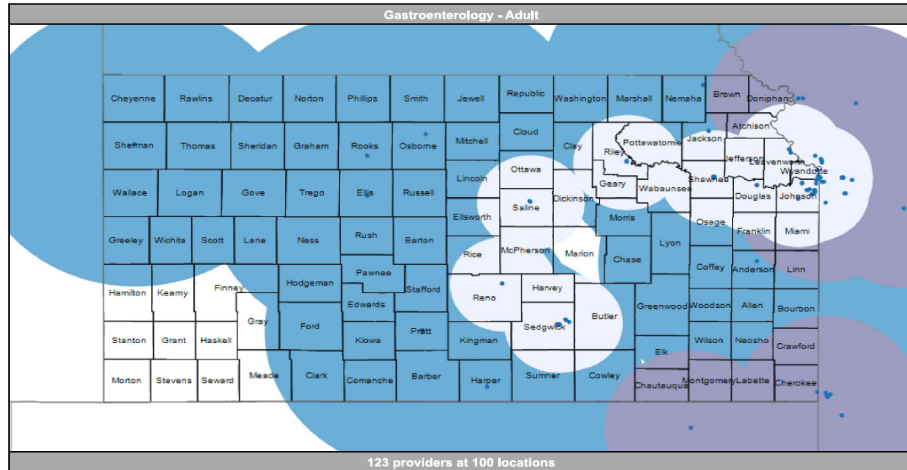
8 providers at 8 locations
● All providers
● 90 mile radius

104 providers at 62 locations
● All providers
○ 30 mile radius

Gastroenterology (Border State)
58 providers at 34 locations
● All providers
○ 50 mile radius

Gastroenterology (Densely Settled/Rural/Frontier)

Sunflower Health Plan



© 2021 Quest Diagnostics, LLC
July 28, 2021

11 providers at 13 locations
● All providers
○ 30 mile radius

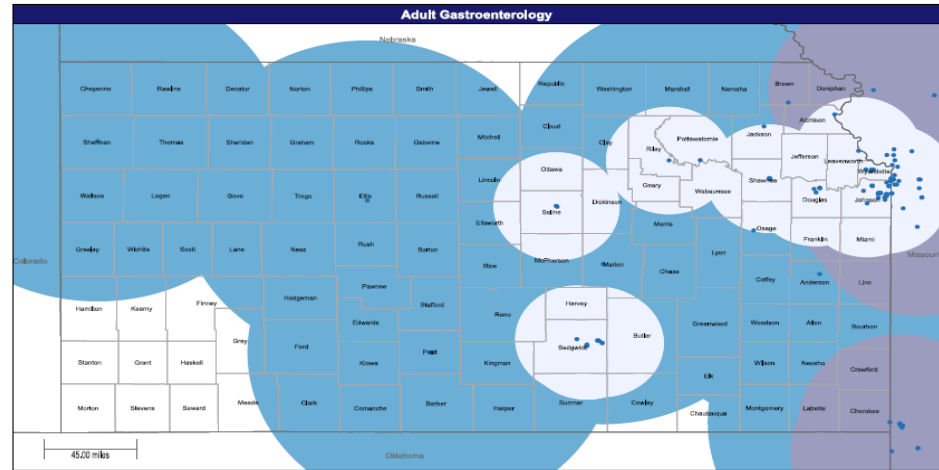
Gastroenterology - Adult (Urban/Semi-Urban)
93 providers at 64 locations
● All providers
○ 30 mile radius

Gastroenterology - Adult (Border State)
38 providers at 33 locations
● All providers
○ 50 mile radius

Gastroenterology - Adult (Densely Settled/Rural/Frontier)

Gastroenterology - Adult (Consolidated)
123 providers at 100 locations
All providers

UnitedHealthcare



© 2021 Quest Diagnostics, LLC
July 28, 2021

13 providers at 12 locations
● All providers
○ 90 mile radius

Adult Gastroenterology (Urban/Semi-Urban)
97 providers at 53 locations
● All providers
○ 30 mile radius

Adult Gastroenterology (Border State)
60 providers at 38 locations
● All providers
○ 50 mile radius

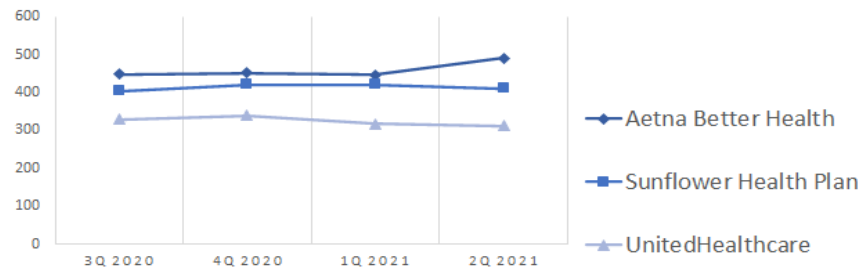
Adult Gastroenterology (Densely Settled/Rural/Frontier)

General Surgery

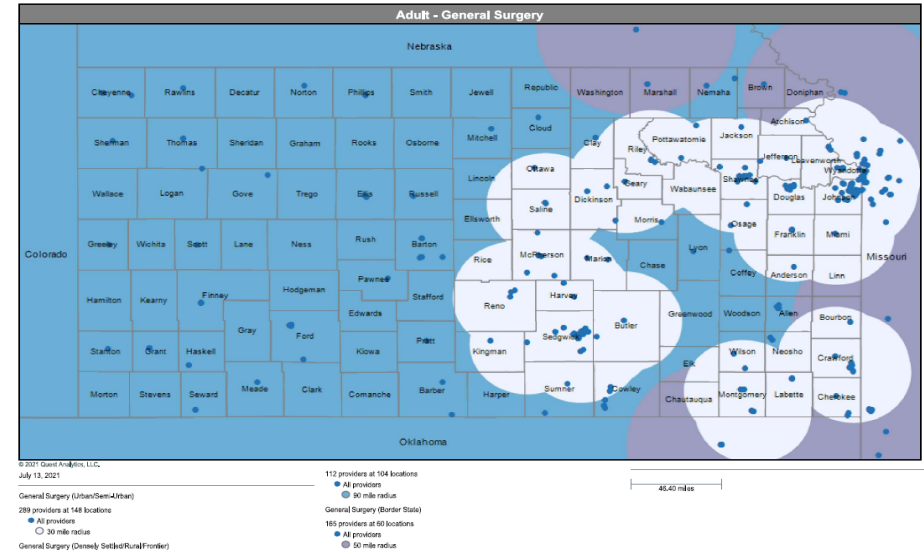
Quarterly Unique Provider Count

	3Q 2020	4Q 2020	1Q 2021	2Q 2021
Aetna Better Health	449	451	446	491
Sunflower Health Plan	405	421	422	411
UnitedHealthcare	330	340	318	312

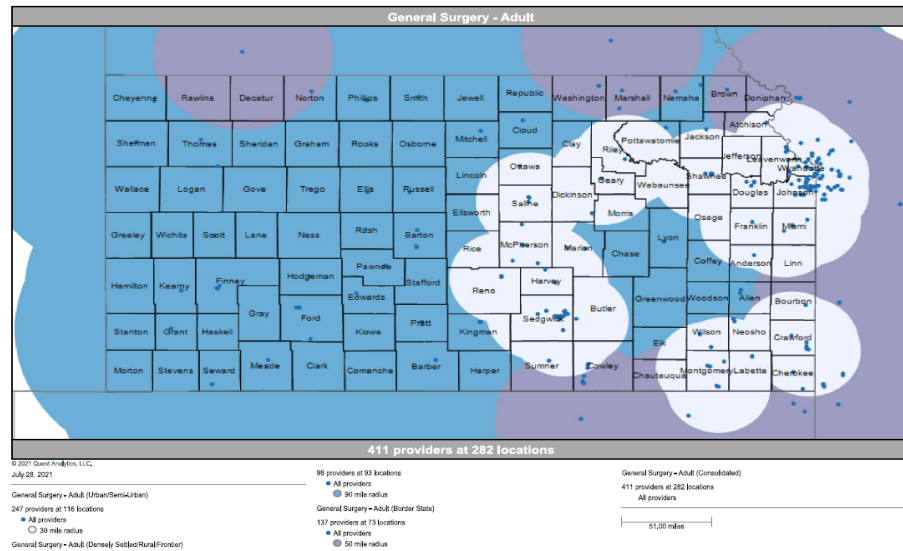
UNIQUE PROVIDER COUNT
ADULT GENERAL SURGERY



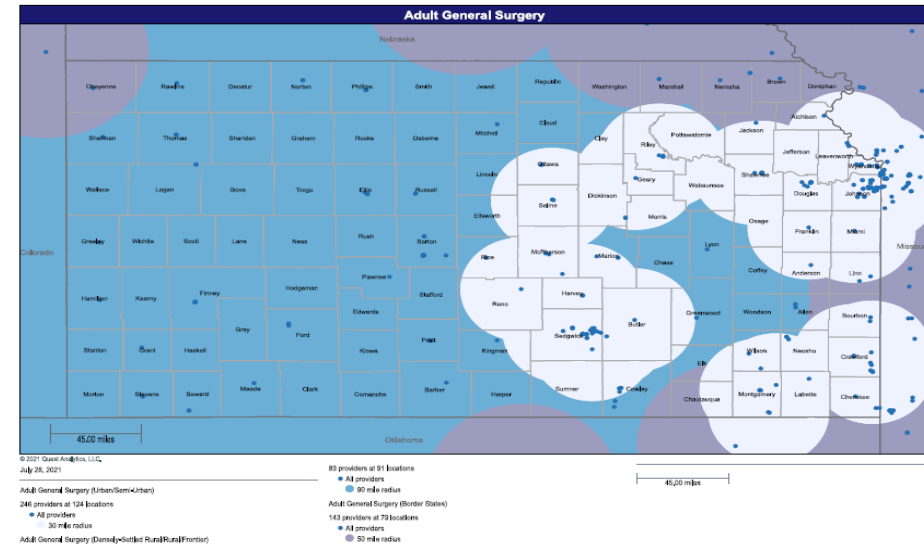
Aetna Better Health



Sunflower Health Plan



UnitedHealthcare

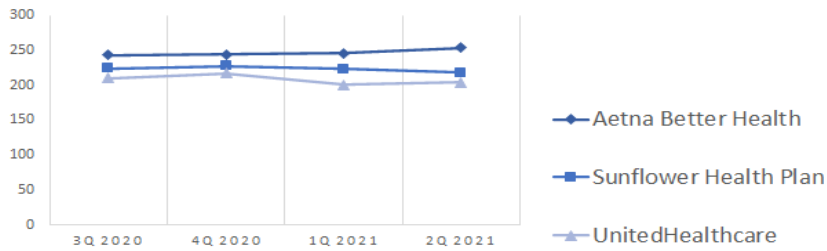


Hematology/Oncology

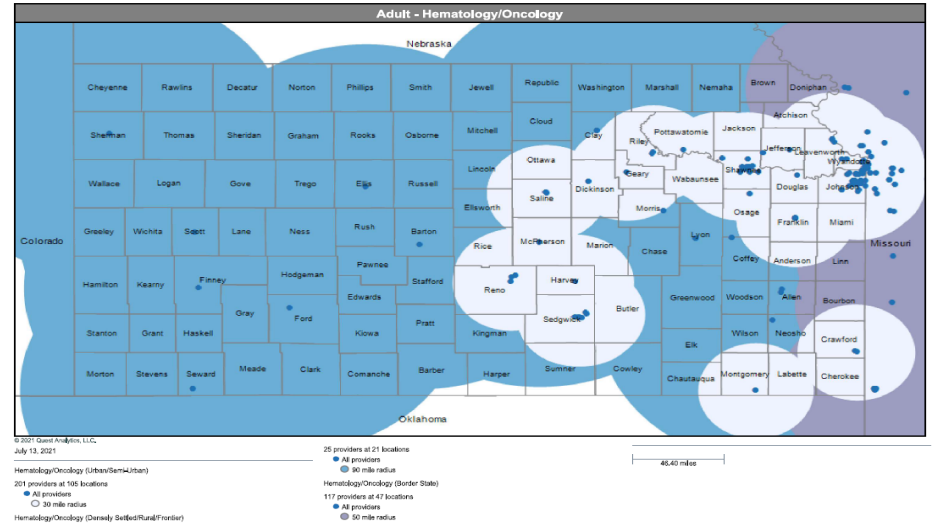
Quarterly Unique Provider Count

	3Q 2020	4Q 2020	1Q 2021	2Q 2021
Aetna Better Health	243	244	246	254
Sunflower Health Plan	224	228	223	218
UnitedHealthcare	210	217	201	204

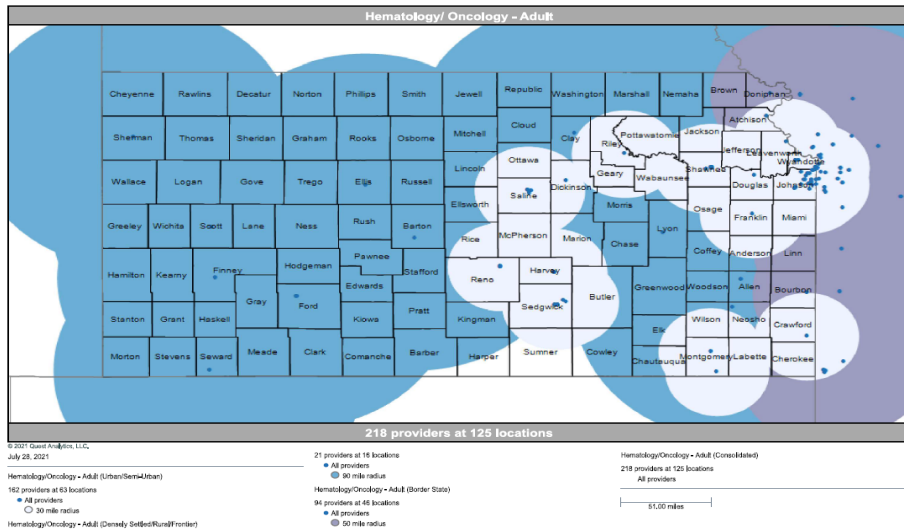
UNIQUE PROVIDER COUNT
ADULT HEMATOLOGY/ONCOLOGY



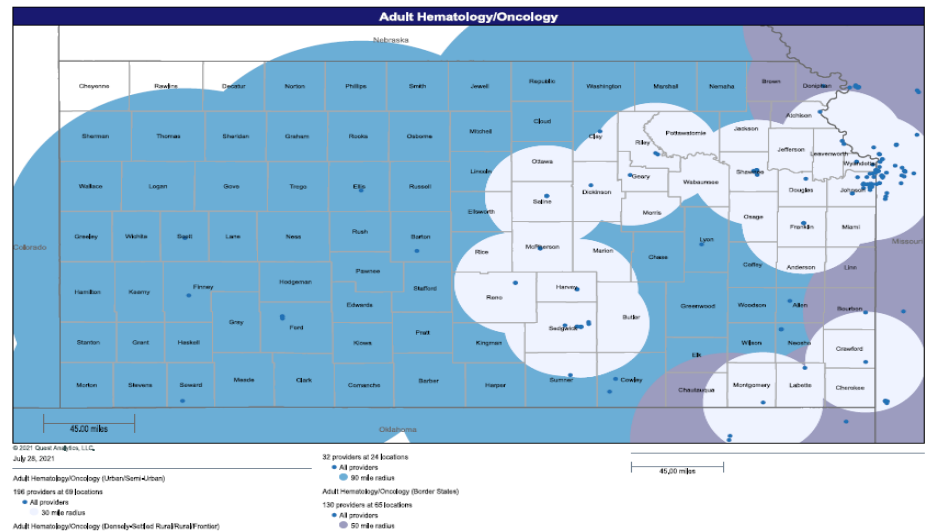
Aetna Better Health



Sunflower Health Plan



UnitedHealthcare

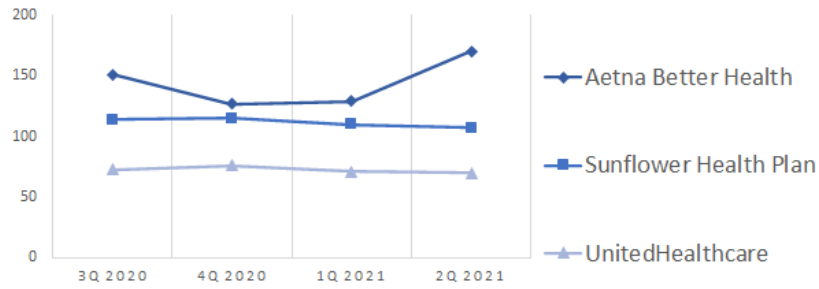


Nephrology

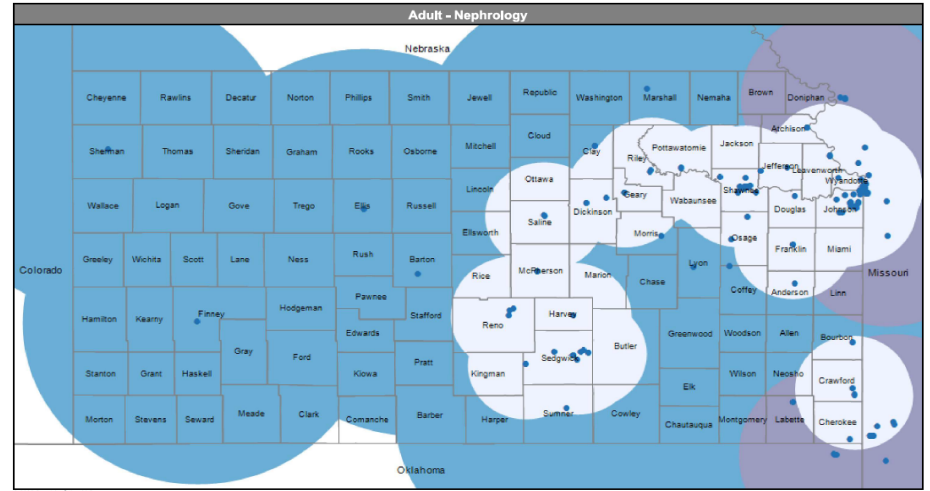
Quarterly Unique Provider Count

	3Q 2020	4Q 2020	1Q 2021	2Q 2021
Aetna Better Health	151	127	129	170
Sunflower Health Plan	114	115	110	107
UnitedHealthcare	73	76	71	70

UNIQUE PROVIDER COUNT
ADULT NEPHROLOGY



Aetna Better Health



© 2021 Quest Analytics, LLC
July 13, 2021

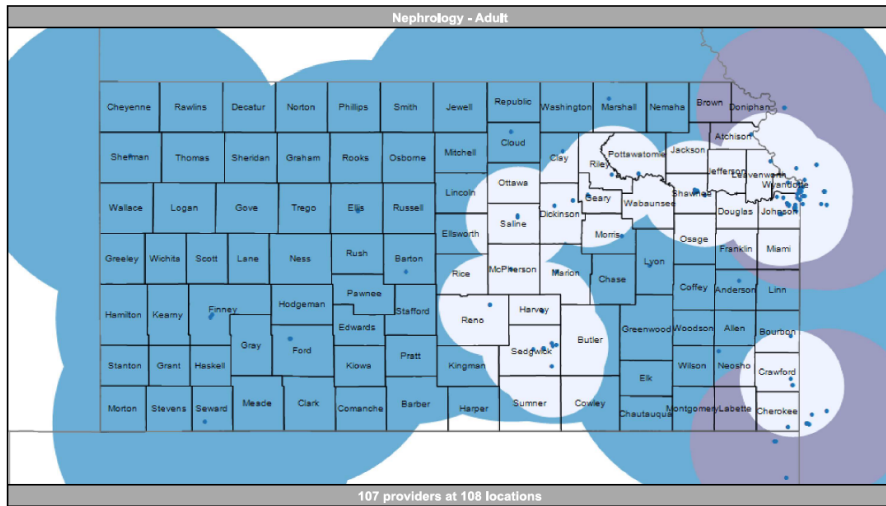
25 providers at 28 locations
 ● All providers
 ● 50 mile radius

Nephrology (Urban/Semi-Urban)
 83 providers at 75 locations
 ● All providers
 ○ 30 mile radius

Nephrology (Border State)
 65 providers at 28 locations
 ● All providers
 ● 50 mile radius

Nephrology (Densely Settled/Rural/Frontier)

Sunflower Health Plan



© 2021 Quest Analytics, LLC
July 28, 2021

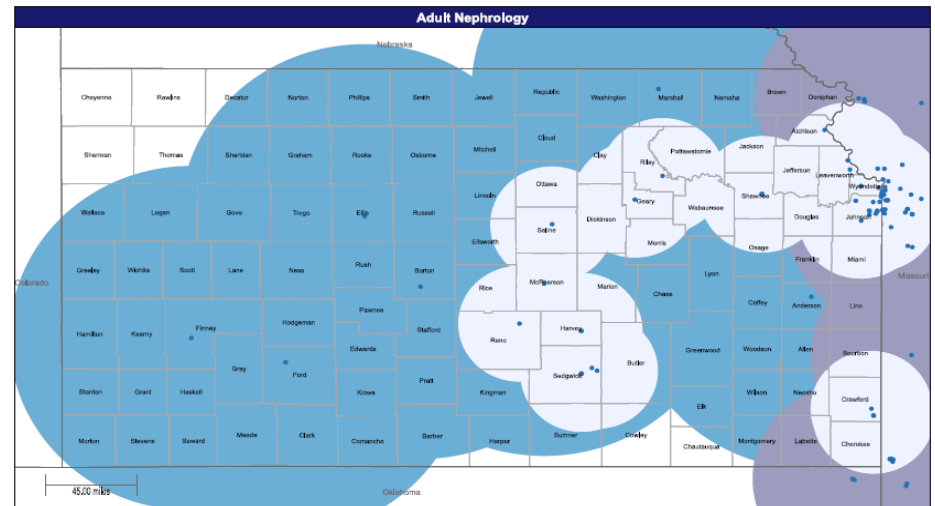
107 providers at 108 locations
 ● All providers
 ● 50 mile radius

Nephrology - Adult (Urban/Semi-Urban)
 71 providers at 53 locations
 ● All providers
 ○ 30 mile radius

Nephrology - Adult (Border State)
 48 providers at 30 locations
 ● All providers
 ● 50 mile radius

Nephrology - Adult (Consolidated)
 107 providers at 108 locations
 All providers

UnitedHealthcare



© 2021 Quest Analytics, LLC
July 28, 2021

10 providers at 8 locations
 ● All providers
 ● 50 mile radius

Adult Nephrology (Urban/Semi-Urban)
 65 providers at 35 locations
 ● All providers
 ● 30 mile radius

Adult Nephrology (Border State)
 54 providers at 46 locations
 ● All providers
 ● 50 mile radius

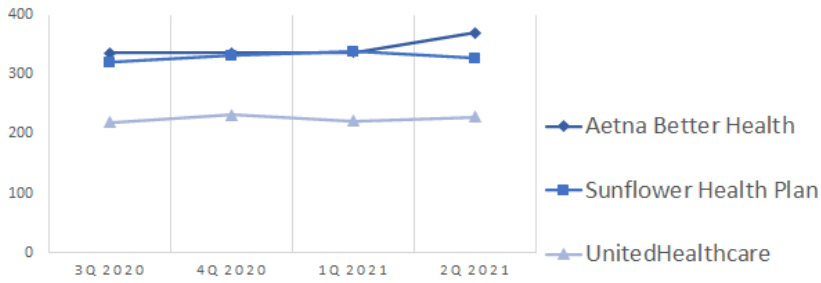
Adult Nephrology (Densely Settled/Rural/Frontier)

Neurology

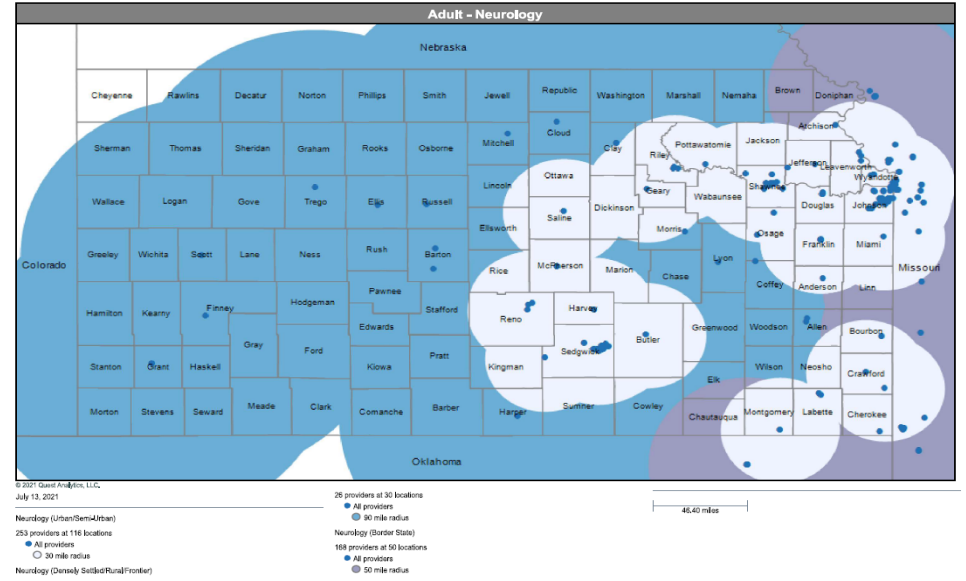
Quarterly Unique Provider Count

	3Q 2020	4Q 2020	1Q 2021	2Q 2021
Aetna Better Health	336	336	337	370
Sunflower Health Plan	321	332	339	327
UnitedHealthcare	219	232	222	229

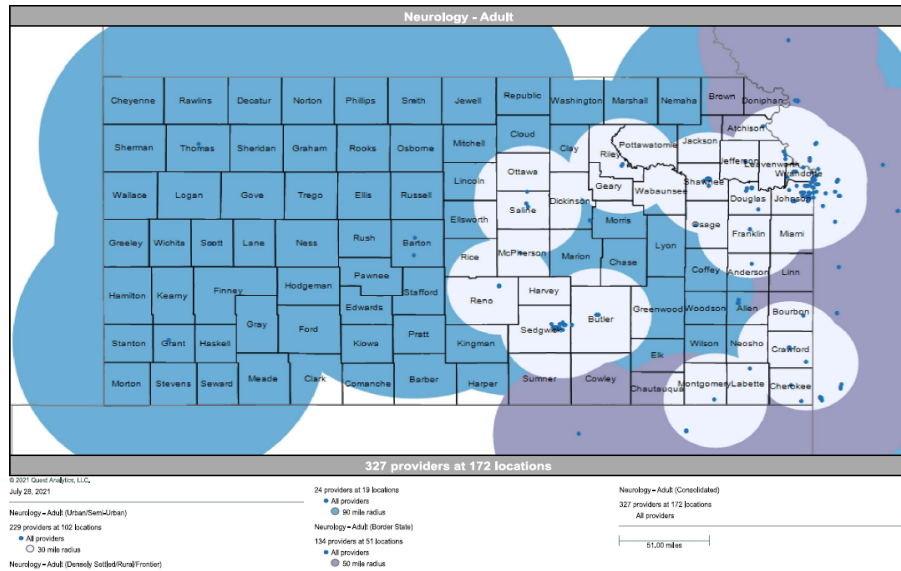
UNIQUE PROVIDER COUNT ADULT NEUROLOGY



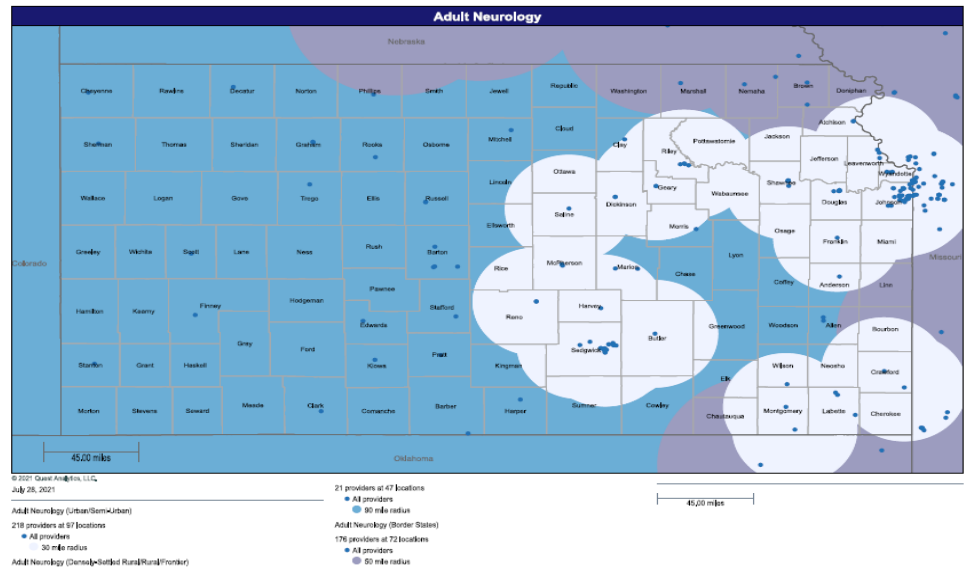
Aetna Better Health



Sunflower Health Plan



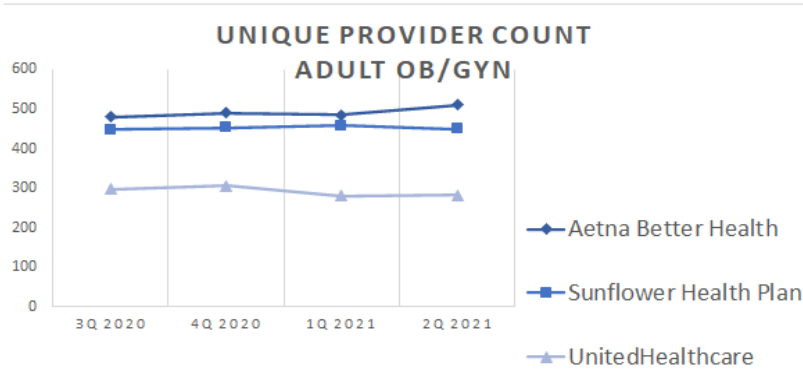
UnitedHealthcare



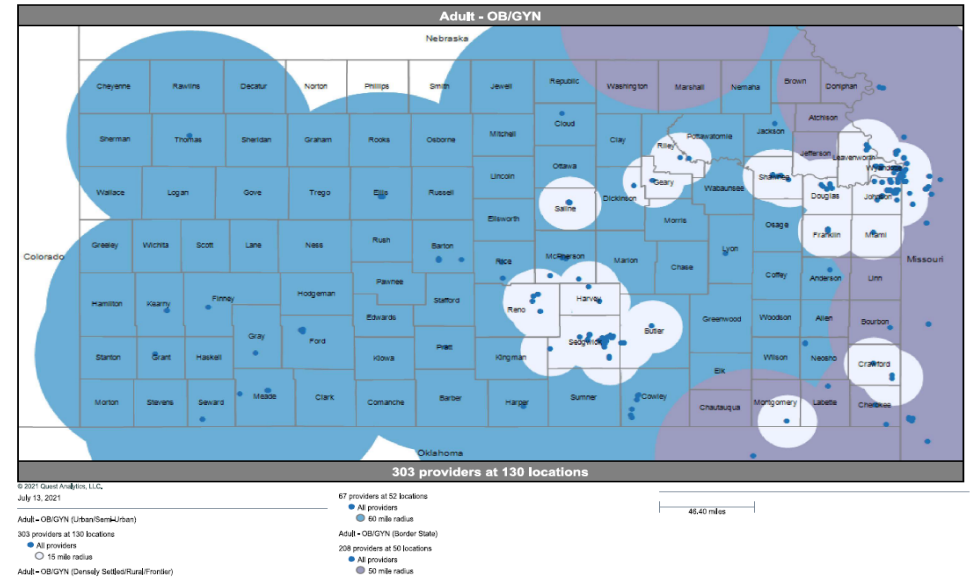
Obstetrics/Gynecology (OB/GYN)

Quarterly Unique Provider Count

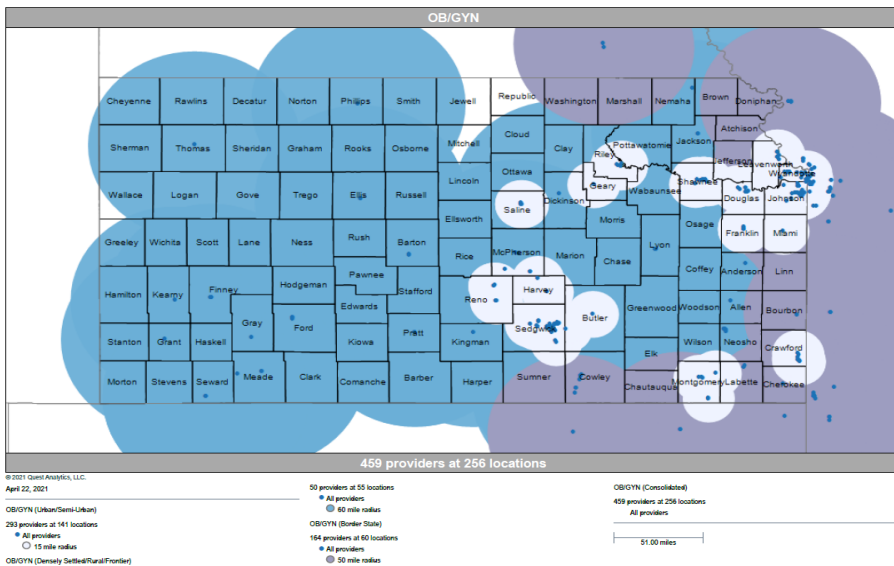
	3Q 2020	4Q 2020	1Q 2021	2Q 2021
Aetna Better Health	481	490	486	511
Sunflower Health Plan	449	454	459	450
UnitedHealthcare	298	306	280	282



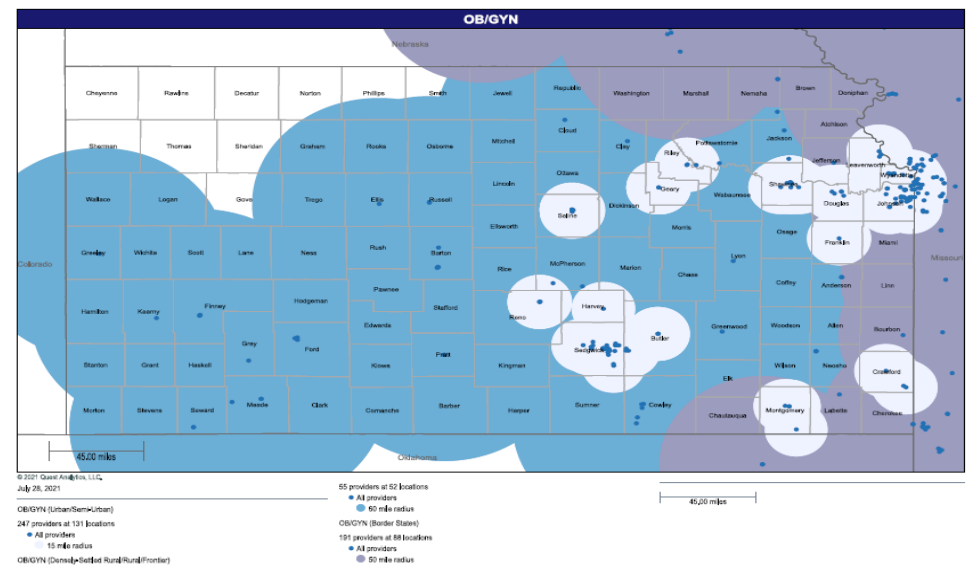
Aetna Better Health



Sunflower Health Plan



UnitedHealthcare

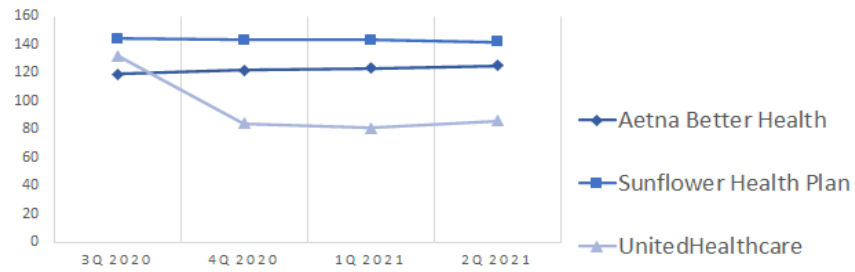


Ophthalmology

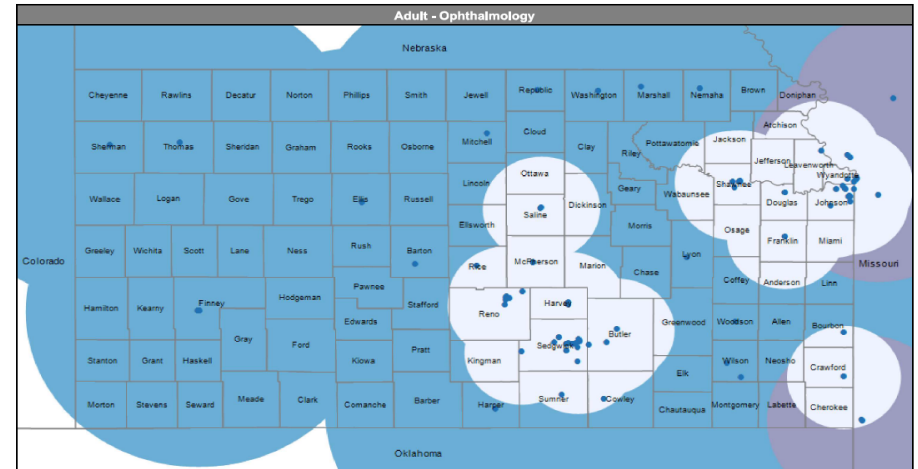
Quarterly Unique Provider Count

	3Q 2020	4Q 2020	1Q 2021	2Q 2021
Aetna Better Health	119	122	123	125
Sunflower Health Plan	144	143	143	142
UnitedHealthcare	132	84	81	86

UNIQUE PROVIDER COUNT
ADULT OPHTHALMOLOGY



Aetna Better Health



© 2021 Quest Analytics, LLC
July 13, 2021

Ophthalmology (Urban/Semi-Urban)

51 providers at 56 locations

● All providers

○ 30 mile radius

○ 50 mile radius

48 providers at 23 locations

● All providers

○ 30 mile radius

Ophthalmology (Border State)

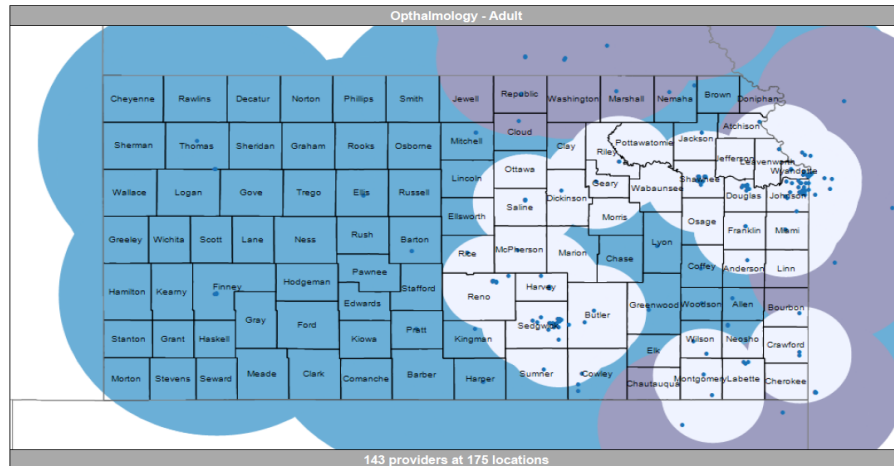
30 providers at 9 locations

● All providers

○ 50 mile radius

46.40 miles

Sunflower Health Plan



© 2021 Quest Analytics, LLC
April 22, 2021

Ophthalmology - Adult (Urban/Semi-Urban)

115 providers at 102 locations

● All providers

○ 30 mile radius

Ophthalmology - Adult (Densely Settled/Rural/Frontier)

45 providers at 44 locations

● All providers

○ 50 mile radius

Ophthalmology - Adult (Border State)

48 providers at 29 locations

● All providers

○ 50 mile radius

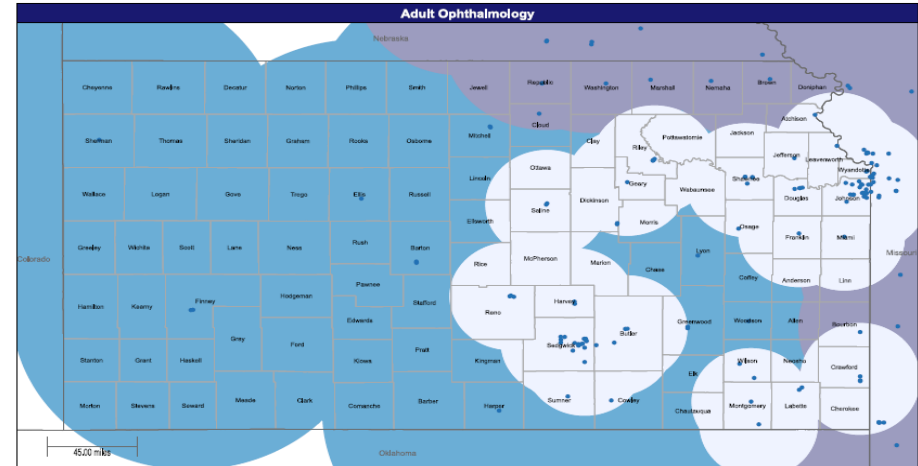
Ophthalmology - Adult (Consolidative)

143 providers at 175 locations

All providers

51.00 miles

UnitedHealthcare



© 2021 Quest Analytics, LLC
July 28, 2021

Adult Ophthalmology (Urban/Semi-Urban)

73 providers at 77 locations

● All providers

○ 30 mile radius

Adult Ophthalmology (Densely Settled/Rural/Frontier)

31 providers at 32 locations

● All providers

○ 50 mile radius

Adult Ophthalmology (Border State)

16 providers at 15 locations

● All providers

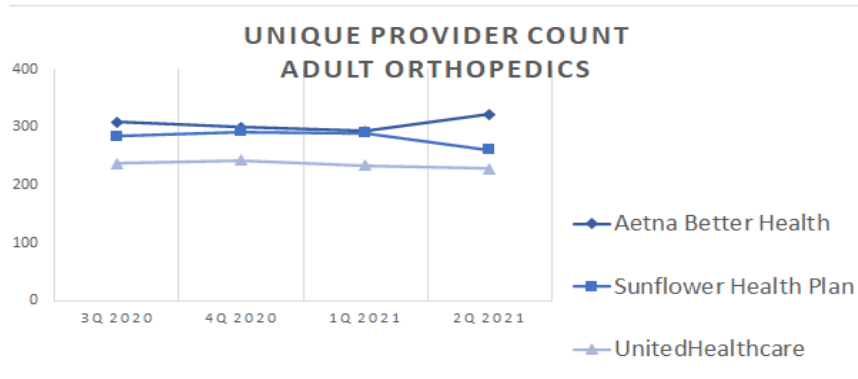
○ 50 mile radius

45.00 miles

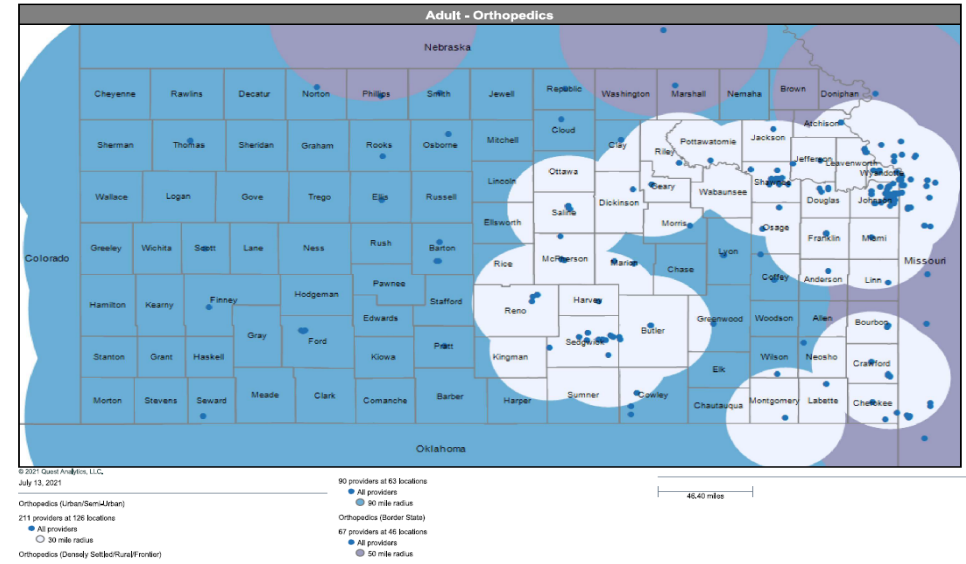
Orthopedics

Quarterly Unique Provider Count

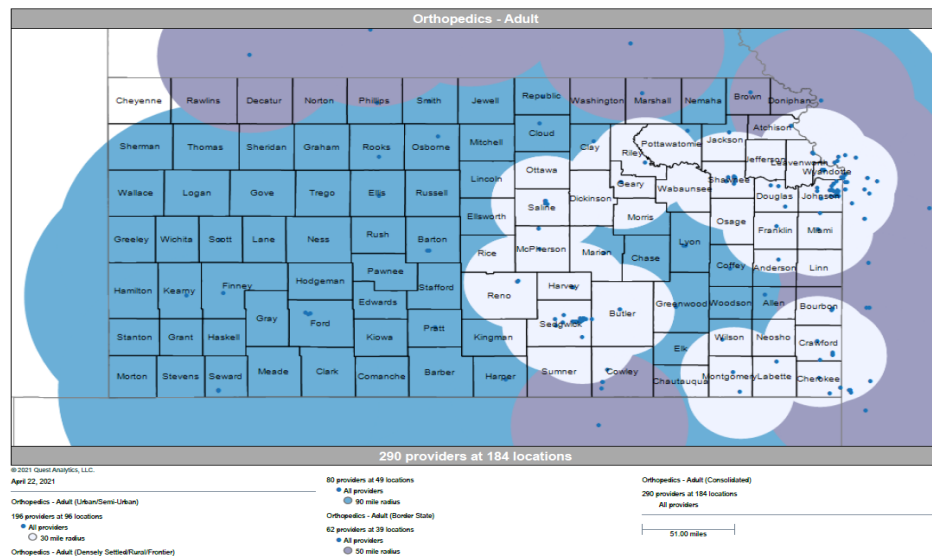
	3Q 2020	4Q 2020	1Q 2021	2Q 2021
Aetna Better Health	309	300	294	323
Sunflower Health Plan	285	292	290	261
UnitedHealthcare	237	243	234	229



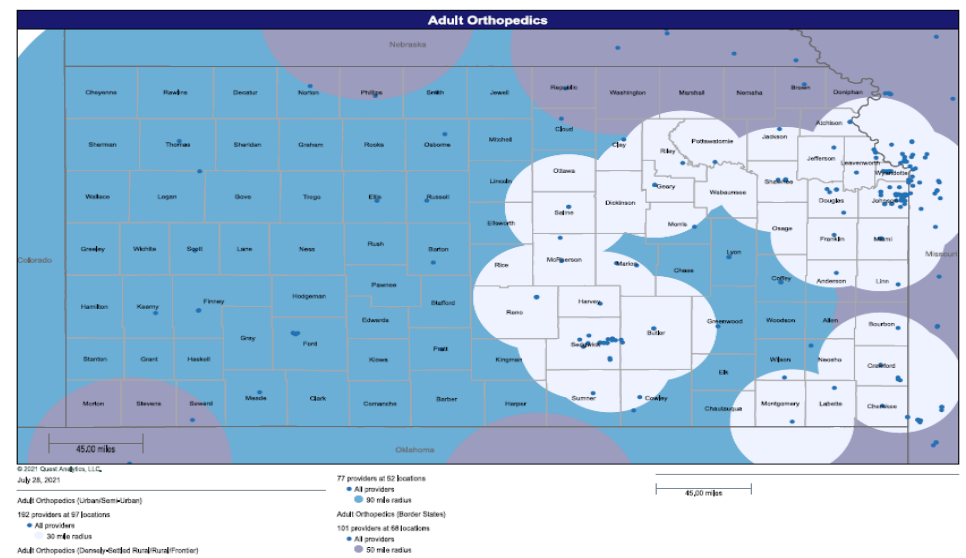
Aetna Better Health



Sunflower Health Plan



UnitedHealthcare

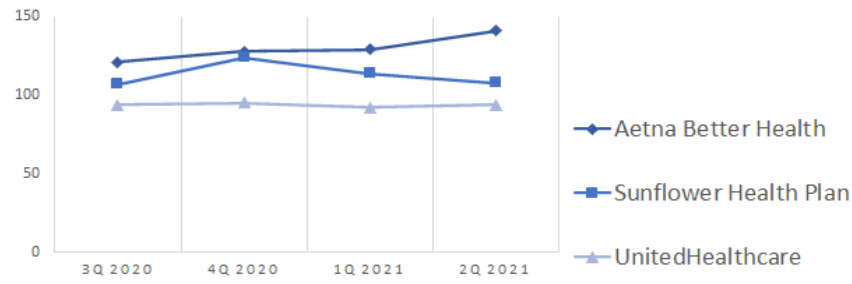


Otolaryngology

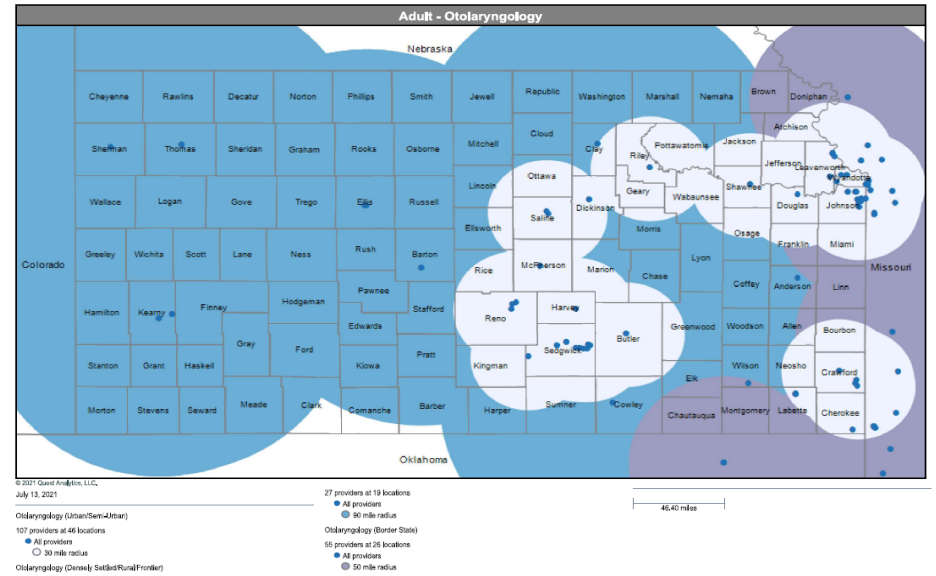
Quarterly Unique Provider Count

	3Q 2020	4Q 2020	1Q 2021	2Q 2021
Aetna Better Health	121	128	129	141
Sunflower Health Plan	107	124	114	108
UnitedHealthcare	94	95	92	94

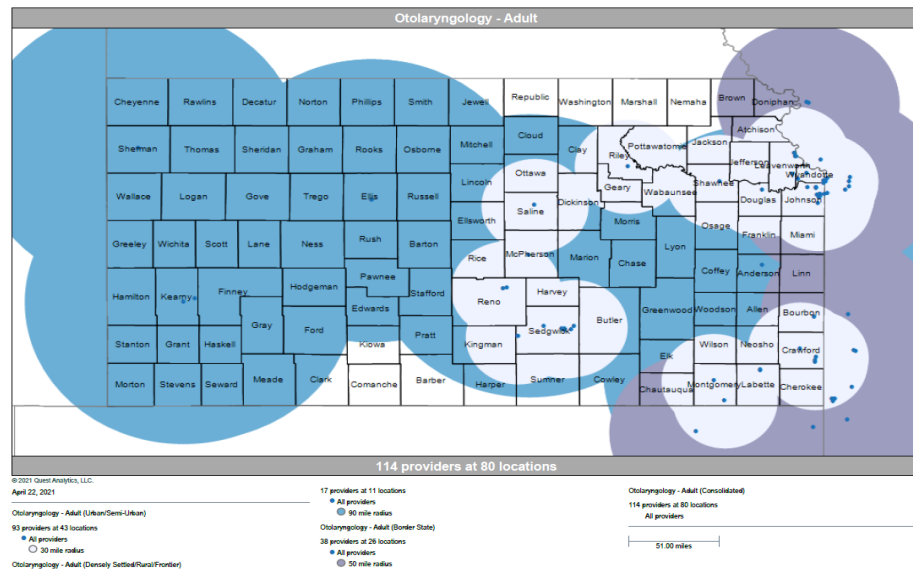
UNIQUE PROVIDER COUNT
ADULT OTOLARYNGOLOGY



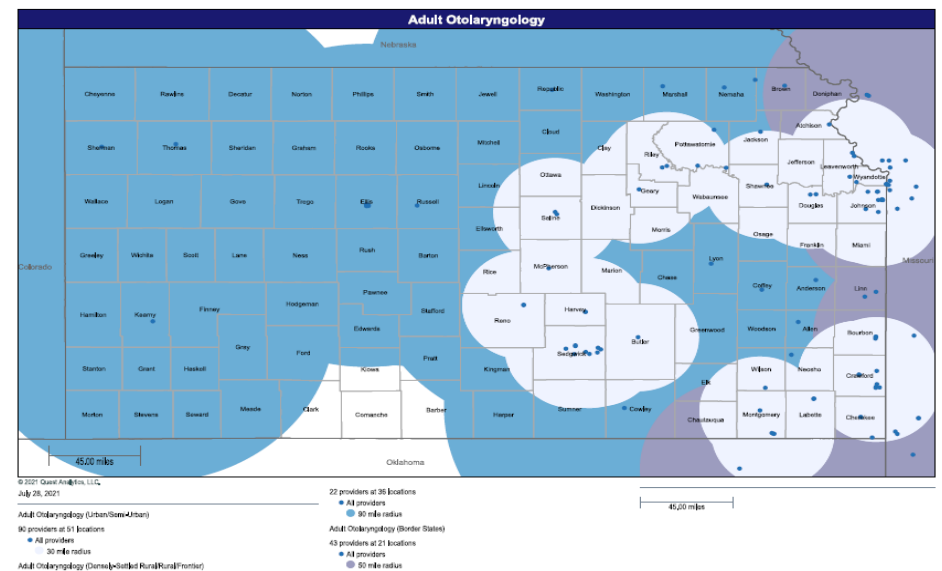
Aetna Better Health



Sunflower Health Plan



UnitedHealthcare

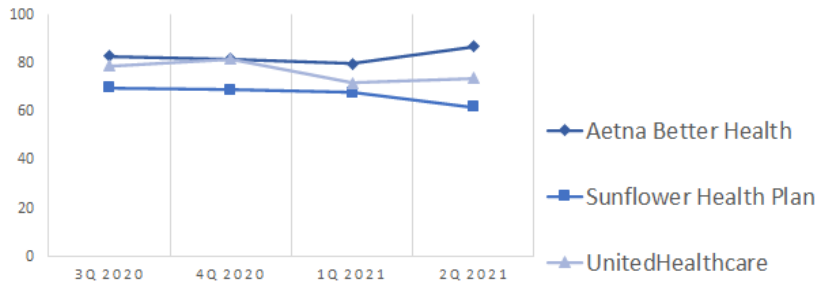


Physical Medicine/Rehab

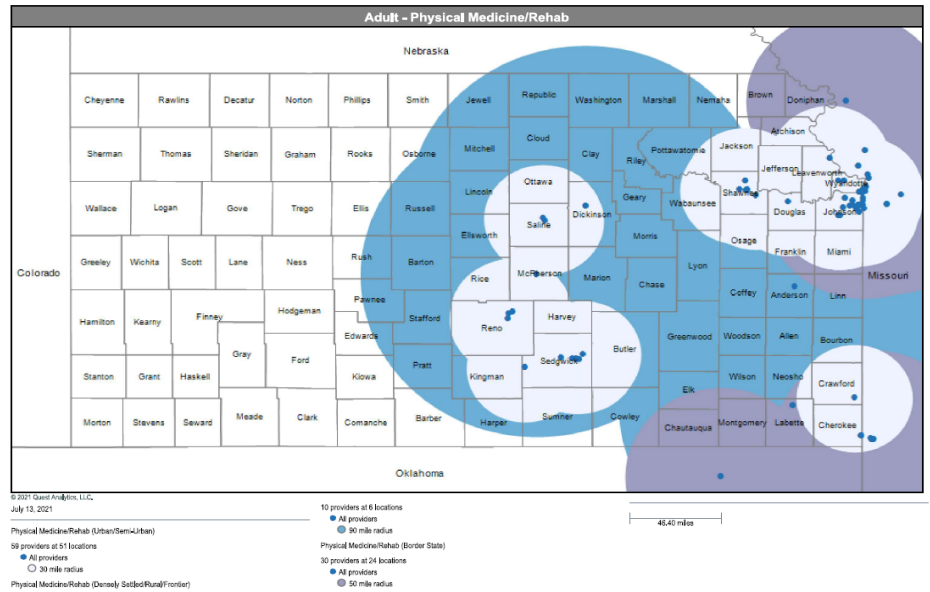
Quarterly Unique Provider Count

	3Q 2020	4Q 2020	1Q 2021	2Q 2021
Aetna Better Health	83	82	80	87
Sunflower Health Plan	70	69	68	62
UnitedHealthcare	79	82	72	74

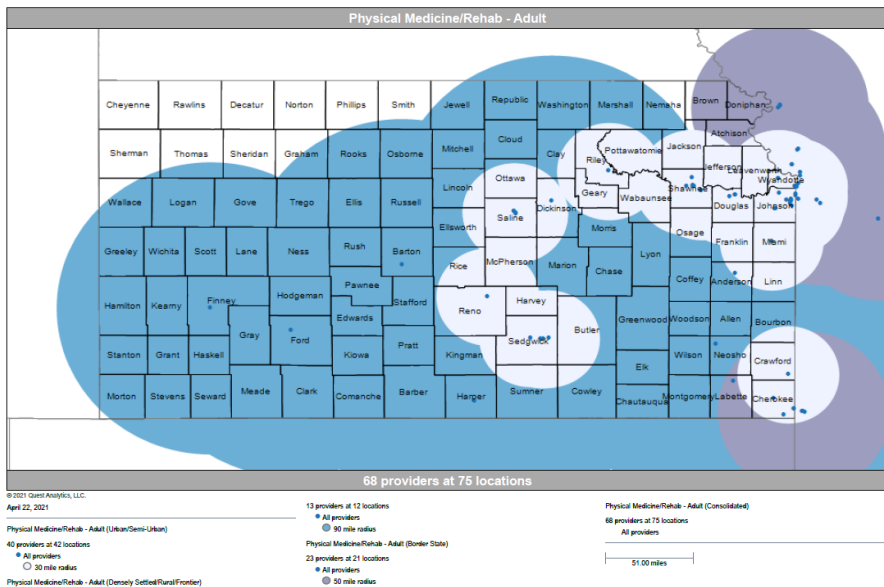
UNIQUE PROVIDER COUNT
ADULT PHYSICAL MEDICINE/REHAB



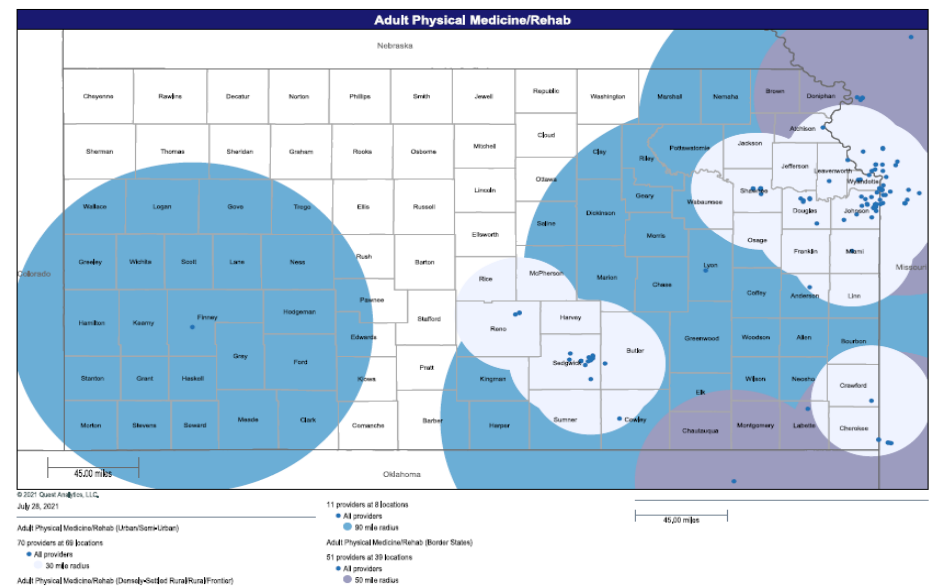
Aetna Better Health



Sunflower Health Plan



UnitedHealthcare

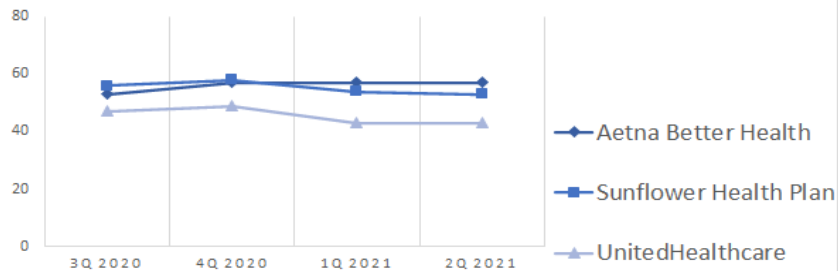


Plastic & Reconstructive Surgery

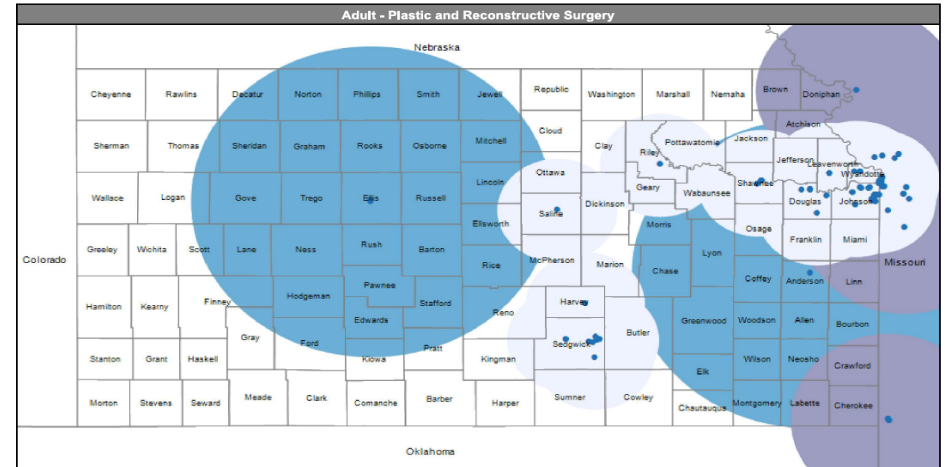
Quarterly Unique Provider Count

	3Q 2020	4Q 2020	1Q 2021	2Q 2021
Aetna Better Health	53	57	57	57
Sunflower Health Plan	56	58	54	53
UnitedHealthcare	47	49	43	43

UNIQUE PROVIDER COUNT
ADULT PLASTIC SURGERY

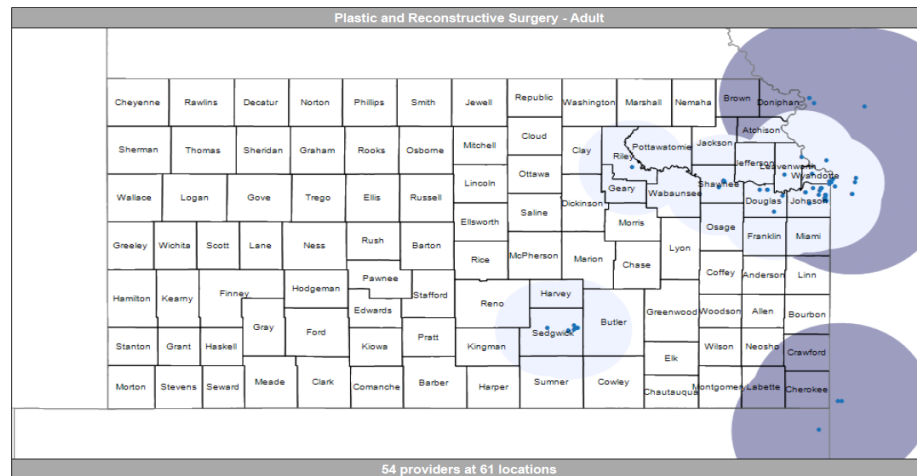


Aetna Better Health



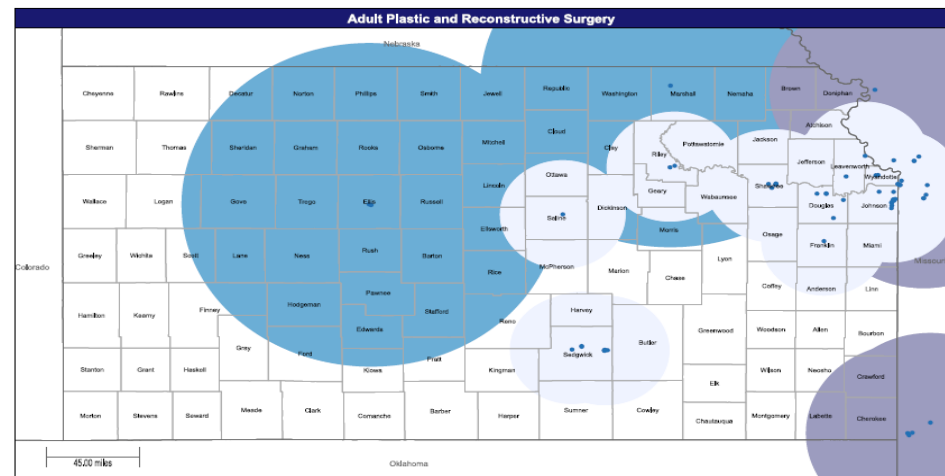
© 2021 Quest Analytics, LLC
July 13, 2021
Plastic and Reconstructive Surgery (Urban/Semi-Urban)
49 providers at 53 locations
● All providers
○ 30 mile radius
Plastic and Reconstructive Surgery (Densely Settled/Rural/Frontier)
4 providers at 3 locations
● All providers
○ 30 mile radius
Plastic and Reconstructive Surgery (Border State)
17 providers at 25 locations
● All providers
○ 50 mile radius

Sunflower Health Plan



© 2021 Quest Analytics, LLC
April 22, 2021
Plastic and Reconstructive Surgery - Adult (Urban/Semi-Urban)
44 providers at 44 locations
● All providers
○ 30 mile radius
Plastic and Reconstructive Surgery - Adult (Border State)
16 providers at 17 locations
● All providers
○ 50 mile radius
Plastic and Reconstructive Surgery - Adult (Densely Settled/Rural/Frontier)
0 providers at 0 locations
● All providers
○ 30 mile radius
Plastic and Reconstructive Surgery - Adult (Consolidated)
54 providers at 61 locations
● All providers

UnitedHealthcare



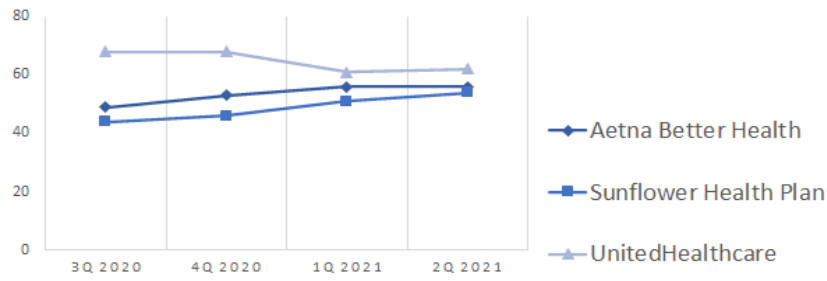
© 2021 Quest Analytics, LLC
July 28, 2021
Adult Plastic and Reconstructive Surgery (Urban/Semi-Urban)
42 providers at 38 locations
● All providers
○ 30 mile radius
Adult Plastic and Reconstructive Surgery (Border State)
18 providers at 16 locations
● All providers
○ 50 mile radius
Adult Plastic and Reconstructive Surgery (Densely Settled/Rural/Frontier)
2 providers at 3 locations
● All providers
○ 30 mile radius

Podiatry

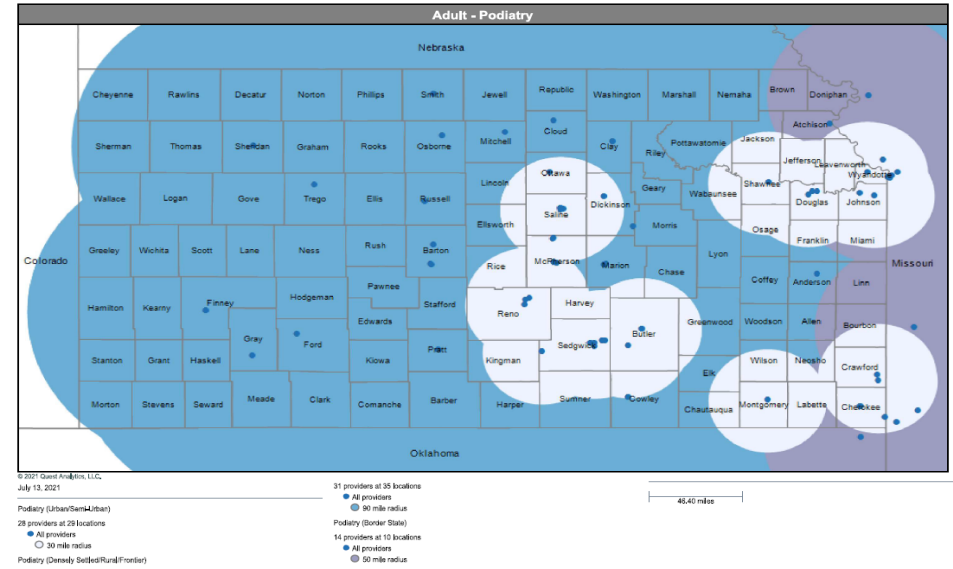
Quarterly Unique Provider Count

	3Q 2020	4Q 2020	1Q 2021	2Q 2021
Aetna Better Health	49	53	56	56
Sunflower Health Plan	44	46	51	54
UnitedHealthcare	68	68	61	62

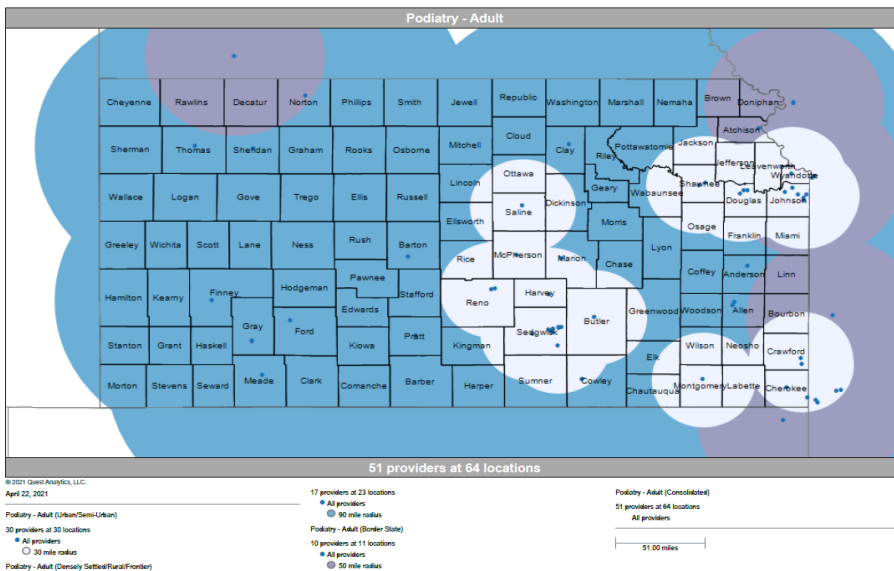
UNIQUE PROVIDER COUNT
ADULT PODIATRY



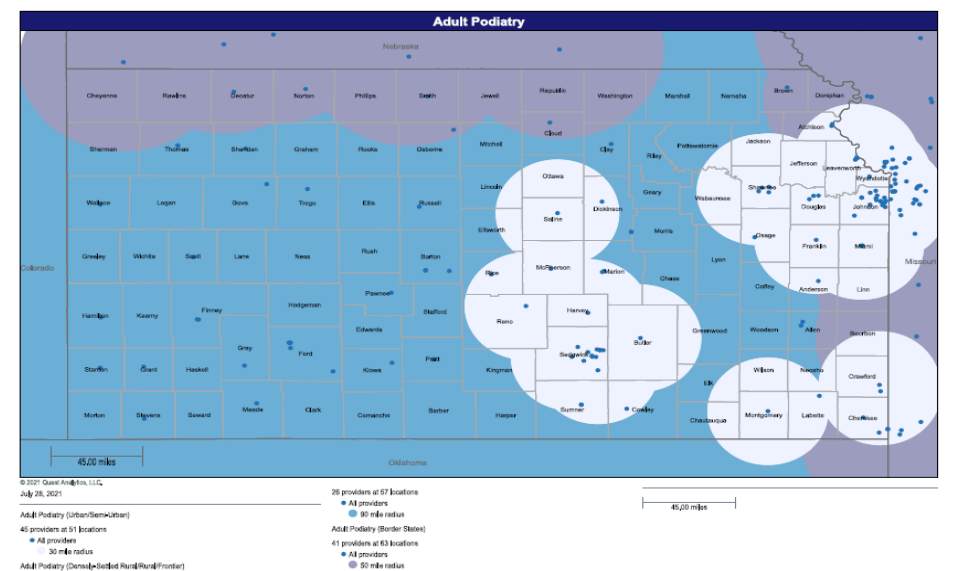
Aetna Better Health



Sunflower Health Plan



UnitedHealthcare

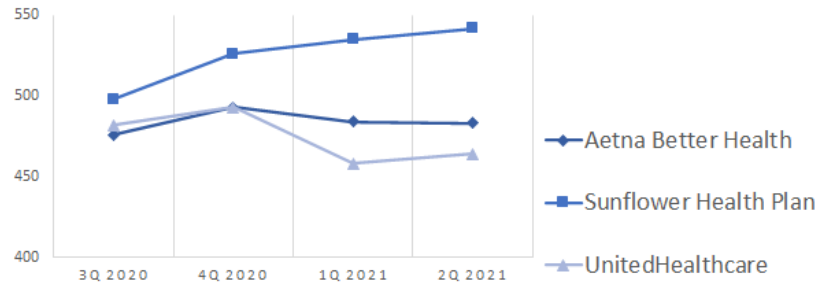


Psychiatrist

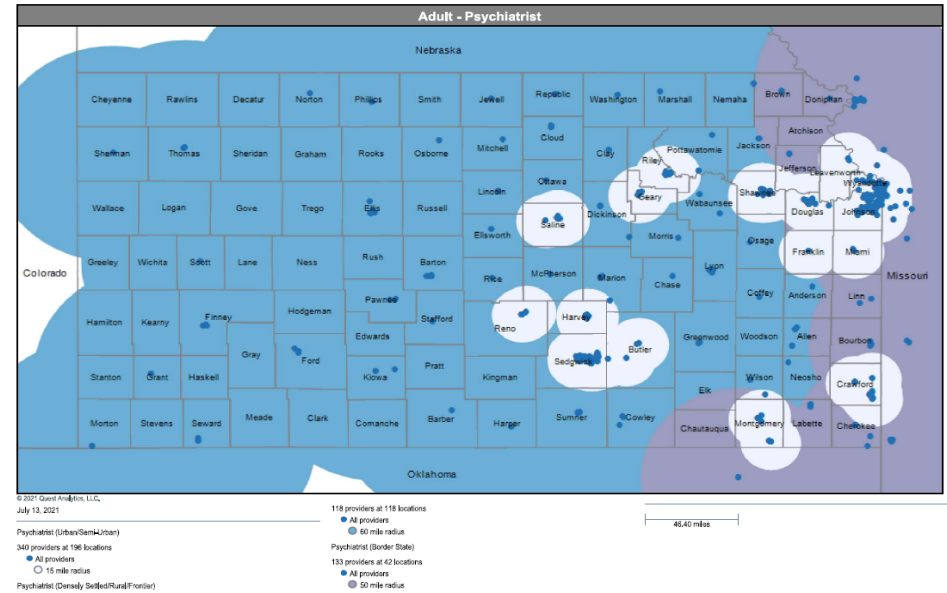
Quarterly Unique Provider Count

	3Q 2020	4Q 2020	1Q 2021	2Q 2021
Aetna Better Health	476	493	484	483
Sunflower Health Plan	498	526	535	542
UnitedHealthcare	482	493	458	464

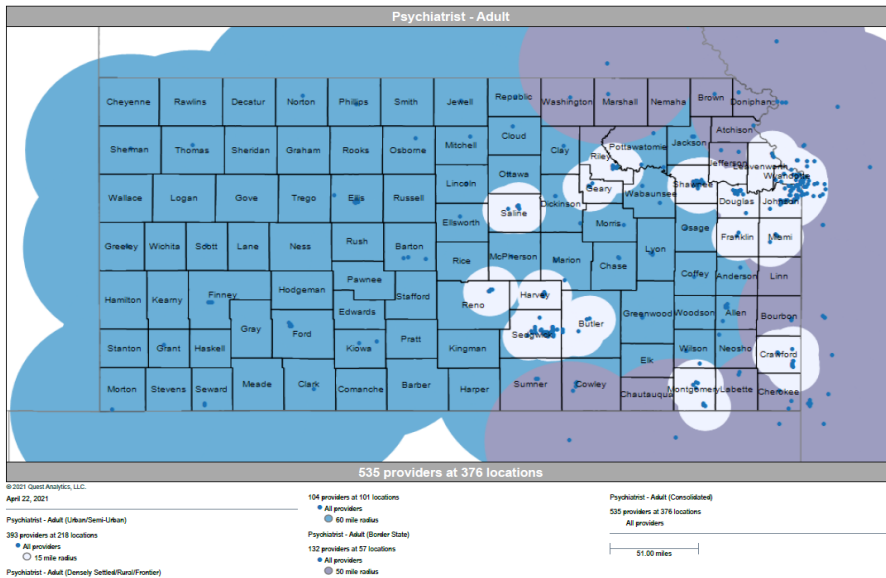
UNIQUE PROVIDER COUNT ADULT PSYCHIATRIST



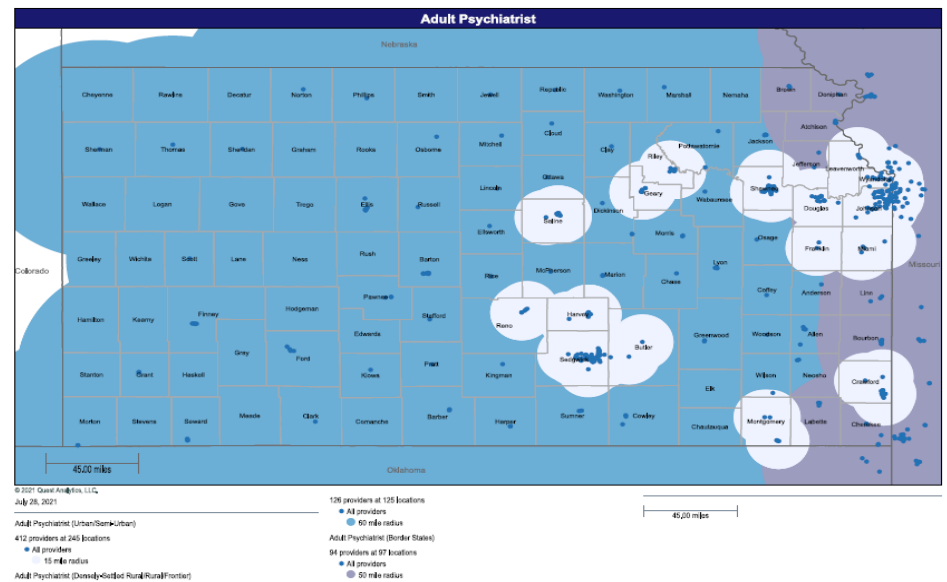
Aetna Better Health



Sunflower Health Plan



UnitedHealthcare

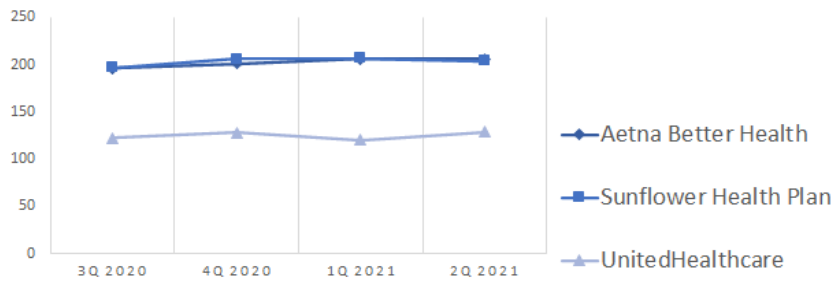


Pulmonary Disease

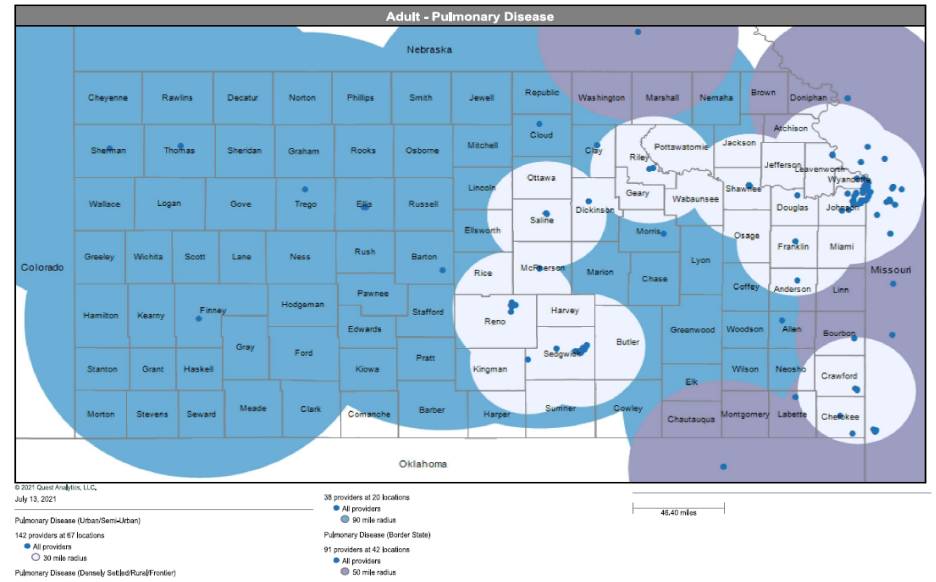
Quarterly Unique Provider Count

	3Q 2020	4Q 2020	1Q 2021	2Q 2021
Aetna Better Health	196	201	206	206
Sunflower Health Plan	197	206	207	204
UnitedHealthcare	122	128	120	129

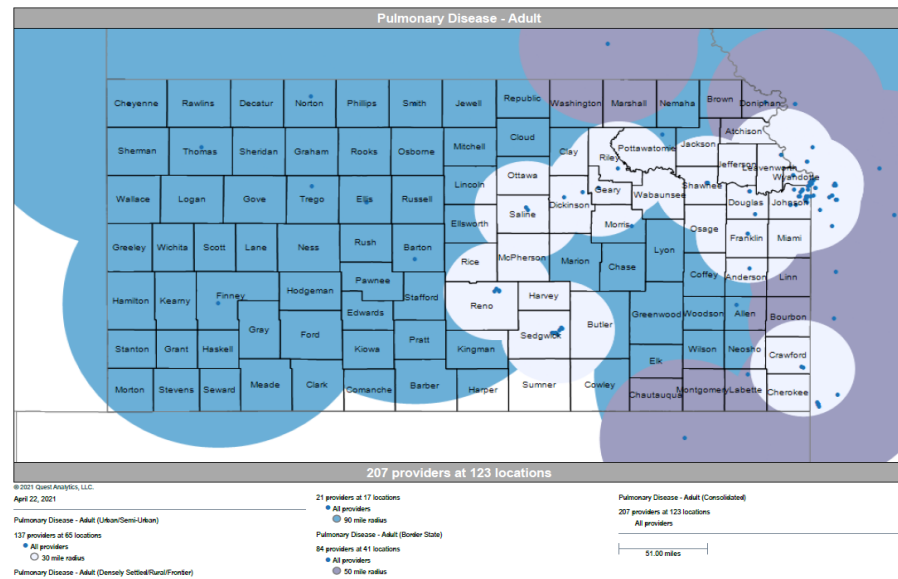
UNIQUE PROVIDER COUNT
ADULT PULMONARY DISEASE



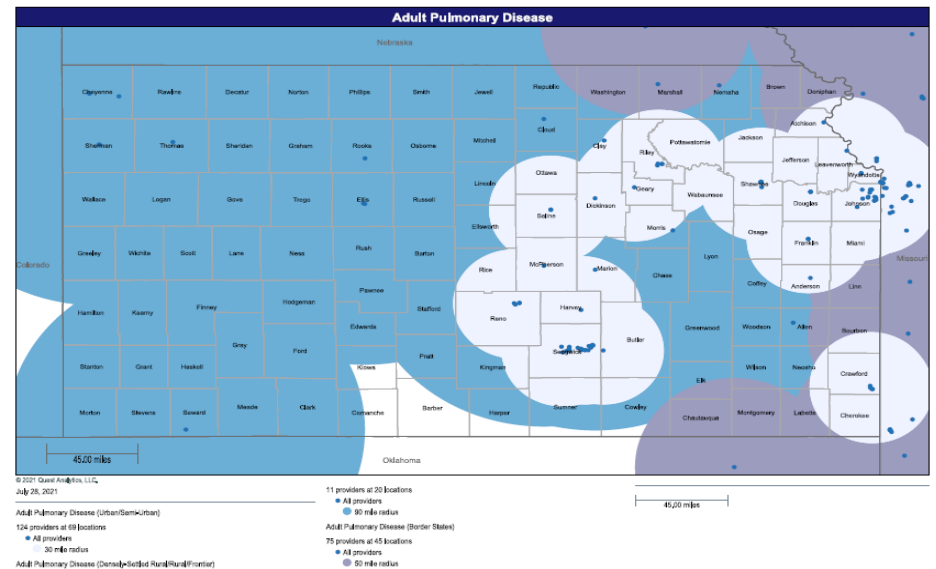
Aetna Better Health



Sunflower Health Plan



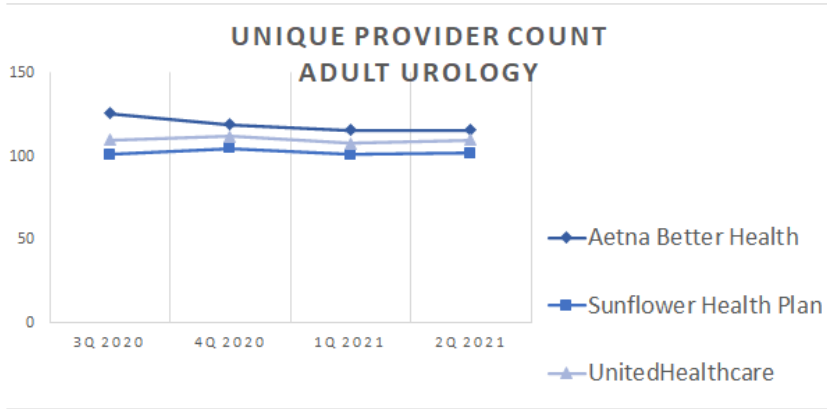
UnitedHealthcare



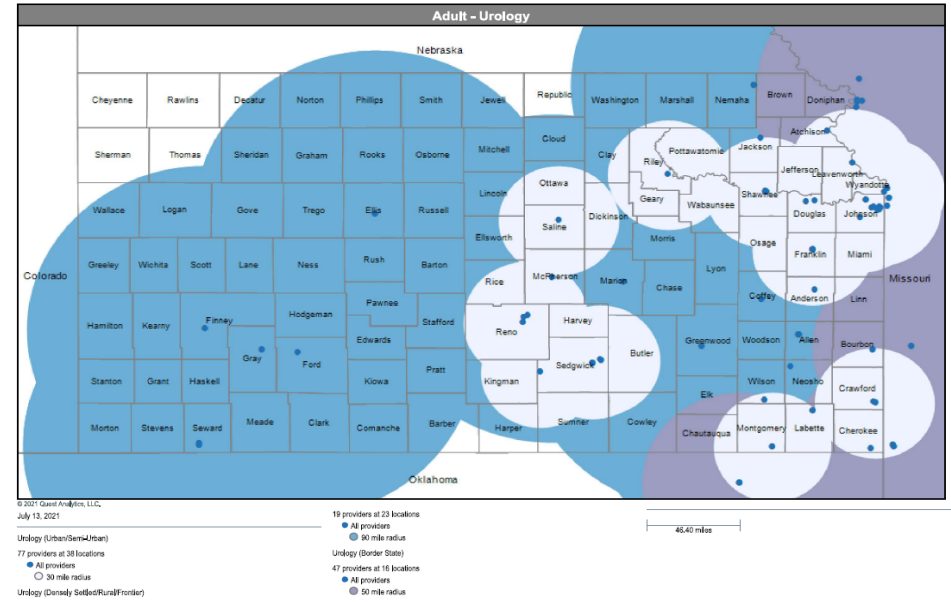
Urology

Quarterly Unique Provider Count

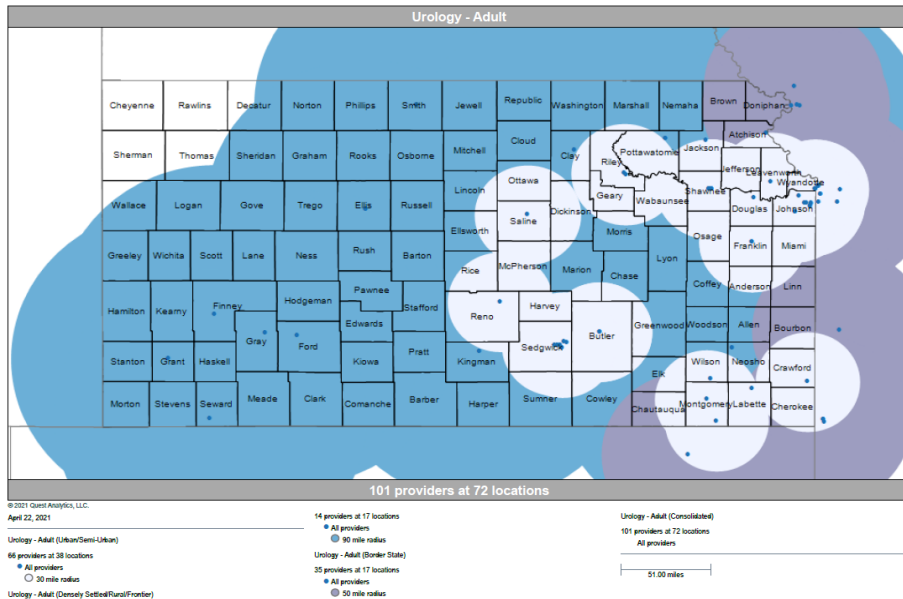
	3Q 2020	4Q 2020	1Q 2021	2Q 2021
Aetna Better Health	126	119	116	116
Sunflower Health Plan	101	105	101	102
UnitedHealthcare	110	112	108	110



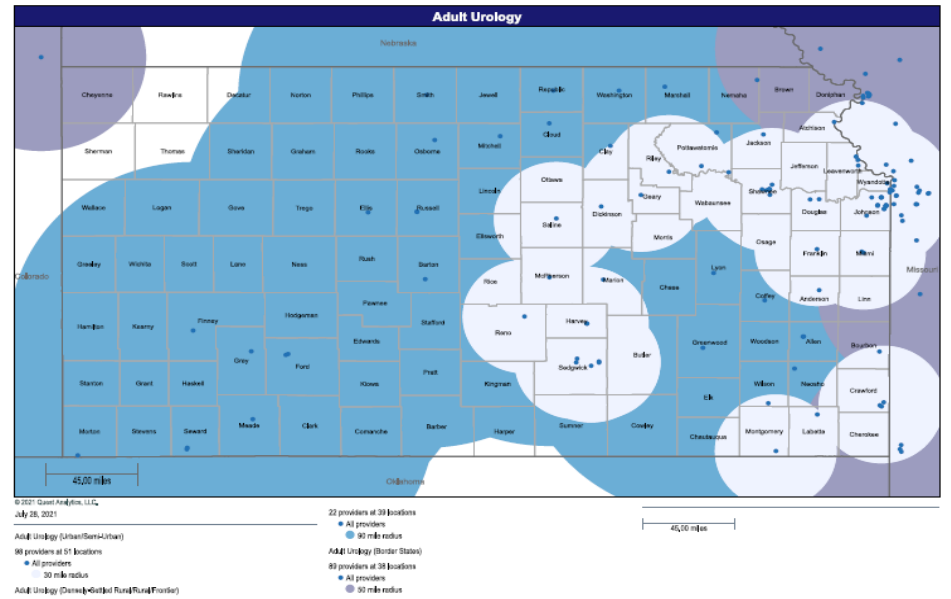
Aetna Better Health



Sunflower Health Plan



UnitedHealthcare

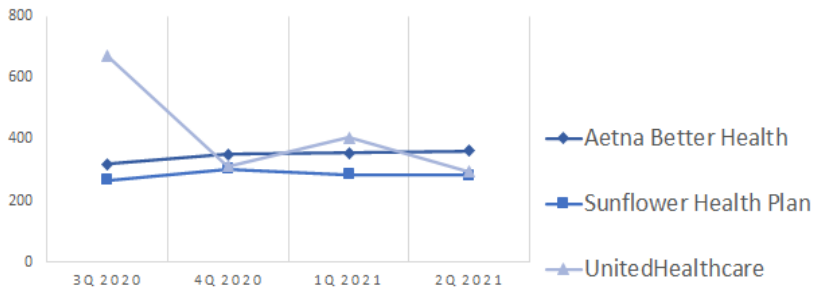


Dental Primary Care

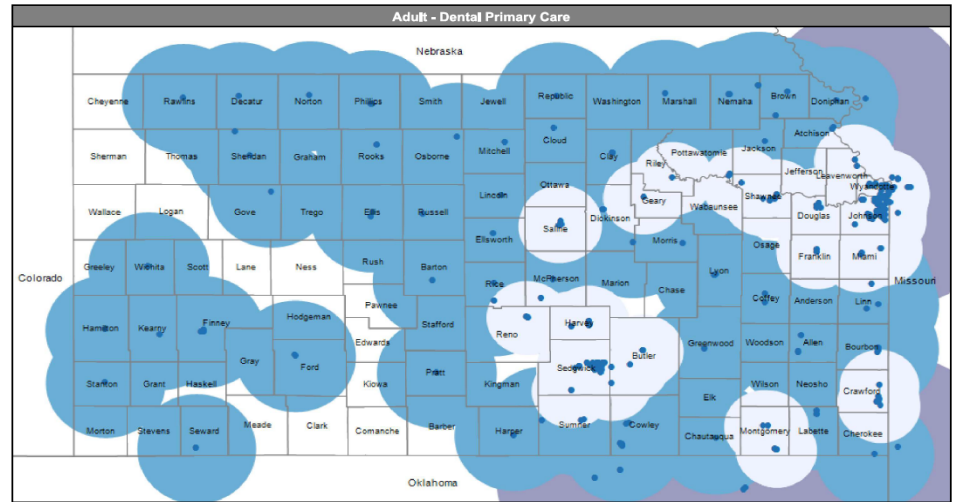
Quarterly Unique Provider Count

	3Q 2020	4Q 2020	1Q 2021	2Q 2021
Aetna Better Health	320	350	356	362
Sunflower Health Plan	266	303	284	282
UnitedHealthcare	671	312	404	293

UNIQUE PROVIDER COUNT ADULT DENTAL

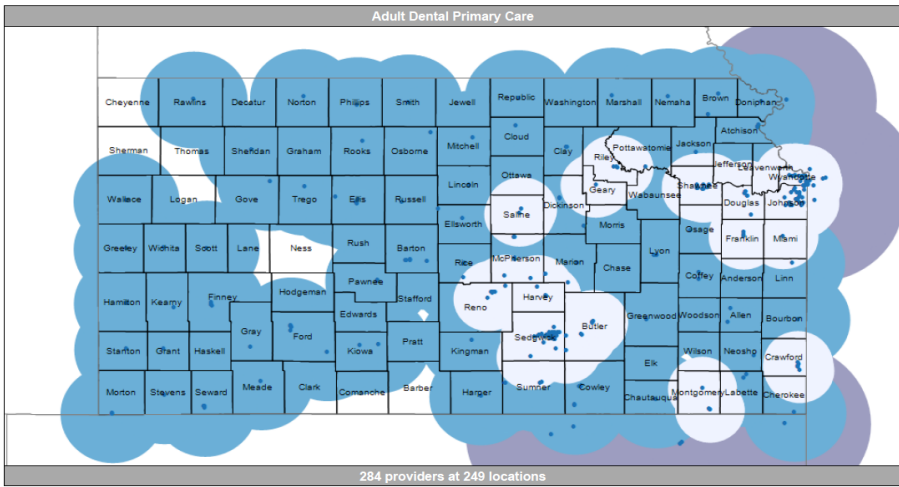


Aetna Better Health



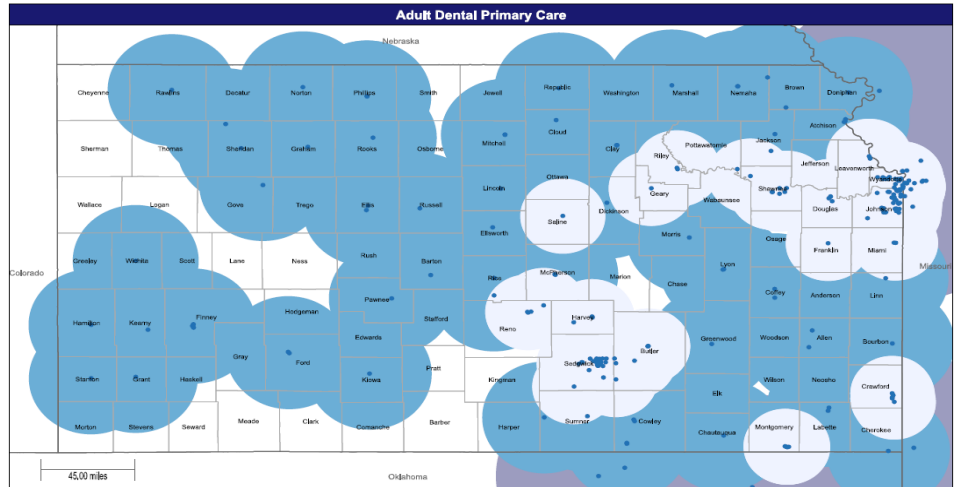
© 2021 Quest Analytics, LLC.
July 13, 2021
Adult Dental Primary Care (Urban/Semi-Urban)
223 providers at 132 locations
● All providers
○ 20 mile radius
Adult Dental Primary Care (Densely Settled/Rural/Frontier)
122 providers at 85 locations
● All providers
○ 30 mile radius
Adult Dental Primary Care (Border State)
35 providers at 17 locations
● All providers
○ 50 mile radius

Sunflower Health Plan



© 2021 Quest Analytics, LLC.
April 22, 2021
Dental Primary Care - Adult (Urban/Semi-Urban)
174 providers at 124 locations
● All providers
○ 20 mile radius
Dental Primary Care - Adult (Densely Settled/Rural/Frontier)
121 providers at 111 locations
● All providers
○ 30 mile radius
Dental Primary Care - Adult (Border State)
24 providers at 14 locations
● All providers
○ 50 mile radius
Dental Primary Care - Adult (Consolidated)
284 providers at 249 locations
All providers

UnitedHealthcare



© 2021 Quest Analytics, LLC.
July 28, 2021
Adult Dental Primary Care (Urban/Semi-Urban)
201 providers at 111 locations
● All providers
○ 20 mile radius
Adult Dental Primary Care (Border State)
48 providers at 21 locations
● All providers
○ 50 mile radius
Adult Dental Primary Care (Densely Settled/Rural/Frontier)
107 providers at 71 locations
● All providers
○ 30 mile radius

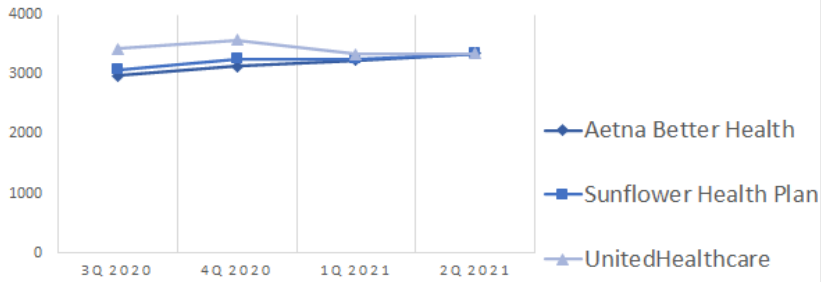
Behavioral Health

Behavioral Health

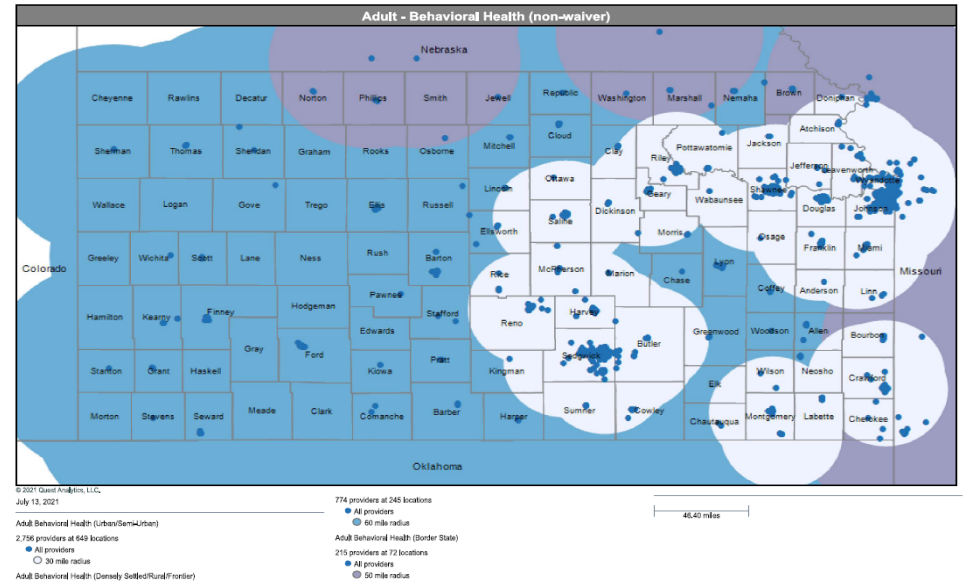
Quarterly Unique Provider Count

	3Q 2020	4Q 2020	1Q 2021	2Q 2021
Aetna Better Health	2982	3136	3235	3350
Sunflower Health Plan	3082	3263	3261	3355
UnitedHealthcare	3437	3583	3337	3347

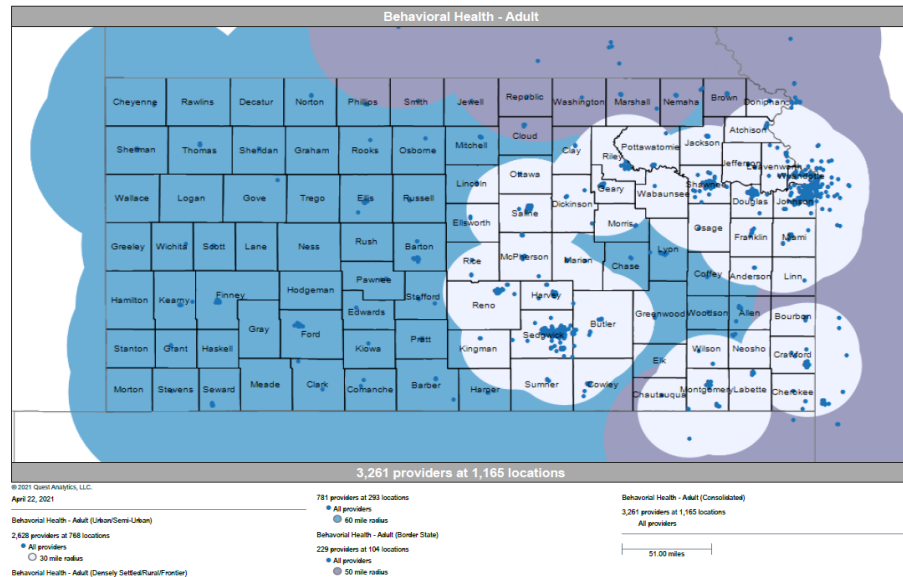
UNIQUE PROVIDER COUNT
ADULT BEHAVIORAL HEALTH



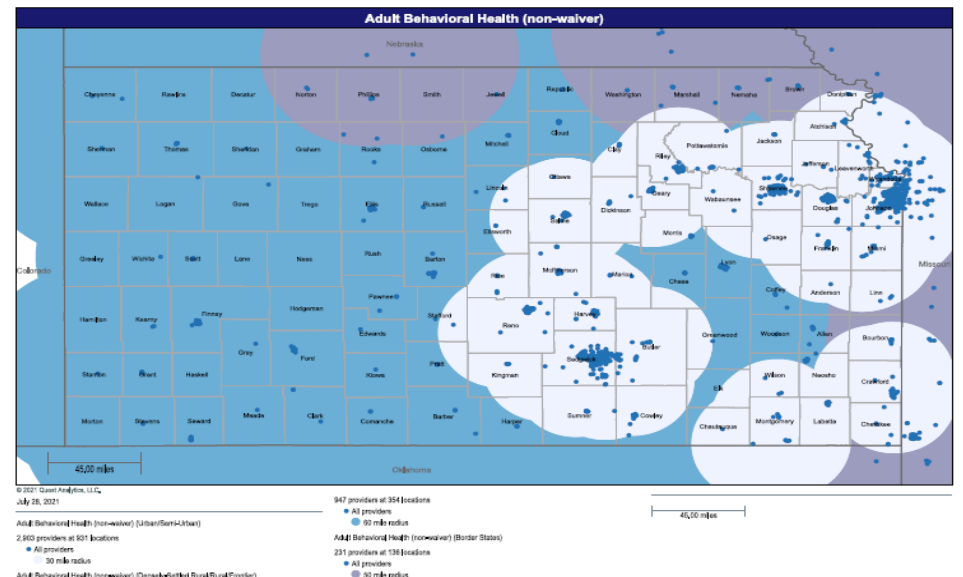
Aetna Better Health



Sunflower Health Plan



UnitedHealthcare





KanCare Managed Care Organization Network

Access As of July 1, 2021

Description of Provider Types and Specialties

Provider Type/Specialty	Description
Primary Care Provider (PCP)	<p>All KanCare members will select or be assigned to a PCP. The KanCare MCOs contract with PCPs to provide, to their members, primary care services including:</p> <ul style="list-style-type: none"> • Basic diagnosis and treatment of common illnesses and medical conditions • Counseling and education on safe health behaviors, self-care skills, treatment options, and preventive services • Referrals to specialists for treatment and management of more complex conditions <p>Family practitioners, general practitioners, internists, pediatricians, OB/GYNs, and other types of providers contracted to fulfill this purpose, may function as PCPs. In addition, physician assistants and nurse practitioners supporting the types of physicians listed above may function as PCPs. The access standard for urban and semi-urban counties is that a PCP be available within 20 miles of the member's residence. For rural and frontier counties, a PCP should be available within 30 miles of the member's residence.</p>
Allergy	<p>Allergists are doctors who specialize in diagnosis, treatment and management of allergies, asthma and immunologic disorders. The KanCare MCOs contract with allergists to provide these services to their members. The access standard for urban and semi-urban counties is that an allergist be available within 25 miles of the member's residence. For rural and frontier counties, an allergist should be available within 100 miles of the member's residence.</p>
Cardiology	<p>Cardiologists are doctors who specialize in diagnosing and treating diseases or conditions of the heart and blood vessels—the cardiovascular system. The KanCare MCOs contract with cardiologists and cardiovascular surgeons to provide these services to their members. The access standard for urban and semi-urban counties is that a cardiologist be available within 25 miles of the member's residence. For rural and frontier counties, a cardiologist should be available within 100 miles of the member's residence.</p>
Dermatology	<p>Dermatologists are doctors who specialize in diagnosis, treatment, and prevention of skin diseases or skin cancers. The KanCare MCOs contract with dermatologists to provide these services to their members. The access standard for urban and semi-urban counties is that a dermatologist be available within 25 miles of the member's residence. For rural and frontier counties, a dermatologist should be available within 100 miles of the member's residence.</p>
Internal Medicine	<p>Physicians specializing in internal medicine, internists, deal with the prevention, diagnosis, and treatment of adult diseases. The access standard for urban and semi-urban counties is that an internist be available within 25 miles of the member's residence. For rural and frontier counties, an internist should be available within 100 miles of the member's residence.</p>
Gastroenterology	<p>Gastroenterologists are doctors who specialize in diseases of the digestive tract. The KanCare MCOs contract with gastroenterologists to provide these services to their members. The access standard for urban and semi-urban counties is that a gastroenterologist be available within 25 miles of the member's residence. For rural and frontier counties, a gastroenterologist should be available within 100 miles of the member's residence.</p>
General Surgery	<p>A general surgeon is a physician who has been educated and trained in the diagnosis and preoperative, operative, and postoperative management of patient care. The KanCare MCOs contract with general surgeons to provide these services to their members. The access standard for urban and semi-urban counties is that a general surgeon be available within 25 miles of the member's residence. For rural and frontier counties, a general surgeon should be available within 100 miles of the member's residence.</p>
Hematology/Oncology	<p>Hematologists are doctors who specialize in diagnosis, treatment, and management of blood disorders. The KanCare MCOs contract with hematologists to provide these services to their members. The access standard for urban and semi-urban counties is that a hematologist be available within 25 miles of the member's residence. For rural and frontier counties, a hematologist should be available within 100 miles of the member's residence.</p>



Neonatology	Neonatologists are doctors who specialize in the treatment of newborn infants—especially premature and ill infants. The KanCare MCOs contract with neonatologists to provide these services to their members. The access standard for urban and semi-urban counties is that a neonatologist be available within 25 miles of the member’s residence. For rural and frontier counties, a neonatologist should be available within 100 miles of the member’s residence.
Nephrology	Nephrologists are doctors who specialize in diagnosis and management of kidney diseases. The KanCare MCOs contract with nephrologists to provide these services to their members. The access standard for urban and semi-urban counties is that a nephrologist be available within 25 miles of the member’s residence. For rural and frontier counties, a nephrologist should be available within 100 miles of the member’s residence.
Neurology	Neurologists are doctors who specialize in diagnosis and treatment of disorders of the nervous system. The KanCare MCOs contract with neurologists to provide these services to their members. The access standard for urban and semi-urban counties is that a neurologist be available within 25 miles of the member’s residence. For rural and frontier counties, a neurologist should be available within 100 miles of the member’s residence.
Neurosurgery	Neurosurgeons are doctors who specialize in brain and spinal surgery. The KanCare MCOs contract with neurosurgeons to provide these services to their members. The access standard for urban and semi-urban counties is that a neurosurgeon be available within 25 miles of the member’s residence. For rural and frontier counties, a neurosurgeon should be available within 100 miles of the member’s residence.
OB/GYN	An obstetrician/gynecologist (OB/GYN) is a physician who both delivers babies and treats diseases of the female reproductive organs. The KanCare MCOs contract with OB/GYNs, including specialists in maternal fetal medicine and certified nurse midwives, to provide these services to their members. The access standard for urban and semi-urban counties is that an OB/GYN be available within 15 miles of the member’s residence. For rural and frontier counties, an OB/GYN should be available within 60 miles of the member’s residence.
Ophthalmology	An ophthalmologist is a physician specializing in medical and surgical eye problems. Since ophthalmologists perform operations on eyes, they are both surgical and medical specialists. The KanCare MCOs contract with ophthalmologists to provide these services to their members. The access standard for urban and semi-urban counties is that an ophthalmologist be available within 25 miles of the member’s residence. For rural and frontier counties, an ophthalmologist should be available within 100 miles of the member’s residence.
Orthopedics	Orthopedists are doctors who specialize in disorders of the bones, ligaments, tendons and joints. The KanCare MCOs contract with orthopedists to provide these services to their members. The access standard for urban and semi-urban counties is that an orthopedist be available within 25 miles of the member’s residence. For rural and frontier counties, an orthopedist should be available within 100 miles of the member’s residence.
Otolaryngology	An otolaryngologist is a physician who specializes in the diagnosis and treatment of disorders of the head and neck. This specialty is more commonly known as ENT (ear, nose, and throat). The access standard for urban and semi-urban counties is that an otolaryngologist be available within 25 miles of the member’s residence. For rural and frontier counties, an otolaryngologist should be available within 100 miles of the member’s residence.
Physical Medicine/Rehab	Physical medicine and rehabilitation is an area of medicine that strives to restore and enhance function and quality of life to those with physical impairments or disabilities. A physician in this field, a physiatrist, specializes in restoring function to people with injuries to the muscles, bones, tissues, and nervous system (such as stroke patients). The access standard for urban and semi-urban counties is that a physiatrist be available within 25 miles of the member’s residence. For rural and frontier counties, a physiatrist should be available within 100 miles of the member’s residence.
Plastic & Reconstructive Surgery	A plastic surgeon specializes in the correction or restoration of form and function. Although cosmetic surgery is the most well-known type of plastic surgery, most plastic surgery is not cosmetic. Plastic surgeons deal with reconstructive surgery as well as the treatment of burns. The access standard for urban and semi-urban counties is that a plastic surgeon be available within 25 miles of the member’s residence. For rural and frontier counties, a plastic surgeon should be available within 100 miles of the member’s residence.



Podiatry	A podiatrist is a physician who specializes in the diagnosis and treatment of disorders of the foot, ankle, and lower extremities. The access standard for urban and semi-urban counties is that a podiatrist be available within 25 miles of the member's residence. For rural and frontier counties, a podiatrist should be available within 100 miles of the member's residence.
Psychiatrist	A psychiatrist is a physician who specializes in the prevention, diagnosis, and treatment of mental, addictive, and emotional disorders. The KanCare MCOs contract with psychiatrists to provide these services to their members. The access standard for urban and semi-urban counties is that a psychiatrist be available within 15 miles of the member's residence. For rural and frontier counties, a psychiatrist should be available within 60 miles of the member's residence.
Pulmonary Disease	A pulmonologist is a physician who diagnoses and treats diseases and conditions of the lungs and chest. Pulmonology often involves managing patients who need life support and mechanical ventilation. The access standard for urban and semi-urban counties is that a pulmonologist be available within 25 miles of the member's residence. For rural and frontier counties, a pulmonologist should be available within 100 miles of the member's residence.
Urology	Urology focuses on the urinary tract in males and females, and on the reproductive system in males. Urologists diagnose, treat, and manage patients with urological disorders. The organs covered by urology include the kidneys, ureters, urethra, urinary bladder, adrenal gland and the male reproductive organs. The access standard for urban and semi-urban counties is that a urologist be available within 25 miles of the member's residence. For rural and frontier counties, a urologist should be available within 100 miles of the member's residence.
Hospital	Hospitals are healthcare institutions that provide patient treatment by specialized staff and equipment. Hospitals most commonly provide overnight stays for people with serious or life threatening health problems, emergency care, and surgical care. The KanCare MCOs contract with hospitals to provide these services to their members. The access standard for both urban and rural counties is that a hospital be available within 30 miles of the member's residence.
Optometry	An optometrist is a health care professional who is licensed to provide primary eye care services. The KanCare MCOs contract with optometrists to provide these services to their members. The access standard for both urban and rural counties is that an optometrist be available within 30 minutes transport time of the member's residence. The plans have used 30 miles as a proxy for 30 minutes transport time.
Dental Primary Care	Dental primary care includes dental procedures or protocols that attempt to preserve oral hard tissues (teeth) and soft tissues (gums) in good health. Common examples of services include checkups, cleanings, fluoride treatment and sealants. The KanCare MCOs contract with dental providers, including general dentistry practitioners and pediatric dentists, to provide primary dental care services to their members. The access standard for urban and semi-urban counties is that dental primary care be available within 20 miles of the member's residence. For rural and frontier counties, dental primary care should be available within 30 miles of the member's residence.
Retail Pharmacy	Retail pharmacists are medical professionals who prepare and sell prescription drugs as directed by physicians. Pharmacists use their knowledge and training to counsel customers on the appropriate dosages as well as provide instructions concerning the safety of combining certain medications. The KanCare MCOs contract with retail pharmacies to provide these services to their members. The access standard for urban and semi-urban counties is that a retail pharmacy be available within 10 miles of the member's residence. For rural and frontier counties, a retail pharmacy should be available within 30 miles of the member's residence.
Behavioral Health	Behavioral healthcare refers to a continuum of services for individuals at risk of, or suffering from, mental, behavioral, or addictive disorders. The KanCare MCOs contract with behavioral health providers, including mental health and substance use disorder providers, to offer these services to their members. The access standard for urban and semi-urban counties is that behavioral health services be available within 30 miles of the member's residence. For densely-settled rural counties, behavioral health services should be available within 45 miles of the member's residence. For rural and frontier counties, behavioral health services should be available within 60 miles of the member's residence. The KanCare MCOs were instructed to exclude Community Mental Health Centers (CMHCs), Psychiatric Residential Treatment Facilities (PRTFs), and Regional Alcohol and Drug Assessment Centers (RADACs) when creating these maps, as all of these providers must be in network for all plans due to the nature of service they provide.