



GEO-ACCESS MAPS

For 1st Quarter, 2023

The following Geo-Access maps are generated by the KanCare Managed Care Organizations (MCOs) each quarter and illustrate the geographical coverage of providers throughout the state for specific provider types. The format for the maps has been updated to reflect changes with KanCare 2.0 and in accordance with the Medicaid and CHIP Managed Care Final Rule.

The Geographic Mapping Reports allow KDHE to evaluate the growth of the network, identify gaps in coverage, monitor MCO compliance with the KanCare Network Adequacy Standards, and provide constructive feedback to the MCOs.

The provider categories included in the maps are listed below:

- Adult Primary Care Providers (PCPs)
- Pediatric Primary Care Providers (PCPs)
- OB/GYN
- Adult Behavioral Health (non-waiver)
- Pediatric Behavioral Health (non-waiver)
- Adult Specialists
- Pediatric Specialists
- Hospital
- Pharmacy
- Dental and Vision
- Ancillary Services
- HCBS (fixed-site)

Each map identifies the specialty and—where applicable—population for the service identified. Only providers contracted for the specified service are shown, including providers in border states. Provider service locations are identified on each map as a small dot and colored circles are used to represent the radius in miles from each provider service location (for the identified urban-rural classification). The size of each circle corresponds to distance requirements identified in the network standards.

For each map, a count will display the number of unique providers and locations. In some instances, many providers practice in a single location. Providers may also have multiple practice locations.

The index below identifies the classification indicators used in the maps. For all maps, the following scale is used.



Adult Services

- Urban/Semi-Urban
- Densely Settled/Rural/Frontier
- Border State
- Provider Locations

Pediatric Services

- Urban/Semi-Urban
- Densely Settled/Rural/Frontier
- Border State
- Provider Locations

HCBS Services

- Urban/Semi-Urban
- Densely Settled/Rural/Frontier
- Border State
- Provider Locations

Hospital, Ancillary, Pharmacy, and Vision Services

- Urban/Semi-Urban
- Densely Settled/Rural/Frontier
- Border State
- Provider Locations



KanCare Managed Care Organization
 Mapped Provider Count Report
Aetna Better Health

Provider Specialty Type	# Unique Providers	# Unique Locations	URBAN & SEMI-URBAN		RURAL & FRONTIER	
			Percent of Members within Access Standard	Mean Distance from Member to Provider Type	Percent of Members within Access Standard	Mean Distance from Member to Provider Type
Primary Care Physicians			<i>20 MILES / 40 MINUTES</i>		<i>30 MILES / 45 MINUTES</i>	
Adult Primary Care Providers	2,140	739	100.0%	1.4	100.0%	3.8
Pediatric Primary Care Providers	2,627	761	100.0%	1.6	100.0%	3.9
OB/GYN			<i>15 MILES / 30 MINUTES</i>		<i>60 MILES / 90 MINUTES</i>	
OB/GYN	415	347	100.0%	2.6	100.0%	8.9
Behavioral Health			<i>30 MILES / 60 MINUTES</i>		<i>60 MILES / 90 MINUTES</i>	
Adult Behavioral Health	3,238	1,077	100.0%	1.3	100.0%	5.4
Pediatric Behavioral Health	3,781	1,095	100.0%	1.4	100.0%	5.5
Specialist			<i>30 MILES / 60 MINUTES</i>		<i>90 MILES / 135 MINUTES</i>	
ADULT SPECIALIST			<i>30 MILES / 60 MINUTES</i>		<i>90 MILES / 135 MINUTES</i>	
Allergy	46	132	99.7%	4.9	100.0%	33.1
Cardiology	497	312	100.0%	2.5	100.0%	11.6
Dermatology	67	149	100.0%	3.5	100.0%	19.5
Gastroenterology	140	188	100.0%	3.0	100.0%	20.5
General Surgery	459	405	100.0%	2.5	100.0%	6.7
Hematology/Oncology	239	247	100.0%	2.7	100.0%	13.0
Nephrology	131	168	100.0%	3.7	100.0%	20.4
Neurology	318	306	100.0%	2.6	100.0%	12.2
Ophthalmology	130	146	100.0%	4.4	100.0%	25.4
Orthopedics	325	309	100.0%	2.5	100.0%	9.1
Otolaryngology	138	121	100.0%	3.8	100.0%	24.2
Physical Medicine/Rehab	95	142	100.0%	4.9	93.6%	39.0
Plastic and Reconstructive Surgery	64	163	99.9%	3.9	91.7%	45.5
Podiatry	59	83	100.0%	6.2	100.0%	21.1
Psychiatrist	448	443	100.0%	2.0	100.0%	6.7
NOTE: The standard for this specialty differs from other specialties in this group.			<i>15 MILES / 30 MINUTES</i> ↑		<i>60 MILES / 90 MINUTES</i> ↑	
Pulmonary Disease	192	239	100.0%	2.8	100.0%	21.5
Urology	114	150	100.0%	4.0	99.8%	22.2



KanCare Managed Care Organization
 Mapped Provider Count Report
Aetna Better Health

Provider Specialty Type	# Unique Providers	# Unique Locations	URBAN & SEMI-URBAN		RURAL & FRONTIER	
			Percent of Members within Access Standard	Mean Distance from Member to Provider Type	Percent of Members within Access Standard	Mean Distance from Member to Provider Type
PEDIATRIC SPECIALIST			30 MILES / 60 MINUTES		90 MILES / 135 MINUTES	
Allergy	46	134	99.7%	4.9	100.0%	38.0
Cardiology	496	313	100.0%	2.6	100.0%	11.9
Dermatology	67	149	100.0%	3.6	100.0%	19.0
Gastroenterology	140	189	100.0%	3.2	100.0%	21.6
General Surgery	460	407	100.0%	2.6	100.0%	6.9
Hematology/Oncology	238	248	100.0%	2.8	100.0%	13.3
Neonatology	47	57	100.0%	6.2	74.5%	82.3
Nephrology	131	167	100.0%	3.8	100.0%	21.3
Neurology	318	303	100.0%	2.8	100.0%	13.0
Ophthalmology	130	146	100.0%	4.3	100.0%	27.7
Orthopedics	325	308	100.0%	2.6	100.0%	9.5
Otolaryngology	137	120	100.0%	3.9	100.0%	27.6
Physical Medicine/Rehab	95	140	100.0%	4.9	89.5%	49.3
Plastic and Reconstructive Surgery	64	163	100.0%	3.9	86.8%	56.1
Podiatry	59	83	100.0%	6.3	100.0%	22.4
Psychiatrist	450	440	100.0%	2.1	100.0%	7.1
NOTE: The standard for this specialty differs from other specialties in this group.			15 MILES / 30 MINUTES ↑		60 MILES / 90 MINUTES ↑	
Pulmonary Disease	192	240	100.0%	3.0	100.0%	24.9
Urology	114	149	100.0%	4.1	99.6%	21.6
Hospital			30 MILES / 60 MINUTES		60 MILES / 90 MINUTES	
Hospital	126	130	100.0%	4.6	100.0%	8.4
Pharmacy			10 MILES / 20 MINUTES		30 MILES / 45 MINUTES	
Pharmacy	631	628	99.9%	1.6	100.0%	4.1
Vision			30 MILES / 60 MINUTES		60 MILES / 90 MINUTES	
Optometry	402	296	100.0%	2.0	100.0%	8.5
Dental			20 MILES / 40 MINUTES		30 MILES / 45 MINUTES	
Adult Dental Primary Care	297	218	100.0%	2.6	98.1%	9.0
Pediatric Dental Primary Care	343	243	100.0%	2.6	97.8%	8.9



KanCare Managed Care Organization
 Mapped Provider Count Report
Aetna Better Health

			URBAN & SEMI-URBAN		RURAL & FRONTIER	
Provider Specialty Type	# Unique Providers	# Unique Locations	Percent of Members within Access Standard	Mean Distance from Member to Provider Type	Percent of Members within Access Standard	Mean Distance from Member to Provider Type
Ancillary Services			<i>30 MILES / 60 MINUTES</i>		<i>60 MILES / 90 MINUTES</i>	
Physical Therapy	667	238	100.0%	3.1	99.6%	14.5
Occupational Therapy	225	128	100.0%	4.1	92.7%	31.2
Speech Therapy	223	108	97.6%	6.5	92.7%	36.9
X-Ray	143	148	100.0%	4.3	100.0%	7.1
Lab	161	165	100.0%	4.4	100.0%	8.0
NOTE: The standard for this specialty differs from other specialties in this group.					<i>30 MILES / 60 MINUTES</i> ↑	
			<i>URBAN & SEMI-URBAN 30 MILES / 60 MINUTES</i>		<i>RURAL & FRONTIER 60 MILES / 100 MINUTES</i>	
Provider Specialty Type	# Unique Providers	# Unique Locations	Percent of Members within Access Standard	Mean Distance from Member to Specialist	Percent of Members within Access Standard	Mean Distance from Member to Specialist
Adult Day Care PT 55/PS 410/PC S5101 & S5102						
FE Waiver Providers	152	166	100.0%	3.7	100.0%	12.7
Day Supports PT 55/PS 520/PC T2021						
IDD Waiver Providers	131	166	100.0%	3.3	100.0%	17.0



KanCare Managed Care Organization
 Mapped Provider Count Report
Sunflower State Health Plan

Provider Specialty Type	# Unique Providers	# Unique Locations	URBAN & SEMI-URBAN		RURAL & FRONTIER	
			Percent of Members within Access Standard	Mean Distance from Member to Provider Type	Percent of Members within Access Standard	Mean Distance from Member to Provider Type
Primary Care Physicians			<i>20 MILES / 40 MINUTES</i>		<i>30 MILES / 45 MINUTES</i>	
Adult Primary Care Providers	3,559	1,205	100.0%	1.4	100.0%	2.8
Pediatric Primary Care Providers	4,328	1,243	100.0%	1.4	100.0%	3.1
OB/GYN			<i>15 MILES / 30 MINUTES</i>		<i>60 MILES / 90 MINUTES</i>	
OB/GYN	490	297	99.9%	2.6	97.7%	15.4
Behavioral Health			<i>30 MILES / 60 MINUTES</i>		<i>60 MILES / 90 MINUTES</i>	
Adult Behavioral Health	2,908	1,229	100.0%	1.2	100.0%	5.4
Pediatric Behavioral Health	4,066	1,273	100.0%	1.3	100.0%	5.6
Specialist			<i>30 MILES / 60 MINUTES</i>		<i>90 MILES / 135 MINUTES</i>	
ADULT SPECIALIST			<i>30 MILES / 60 MINUTES</i>		<i>90 MILES / 135 MINUTES</i>	
Allergy	38	34	99.1%	7.4	100.0%	35.0
Cardiology	447	230	100.0%	3.3	100.0%	15.8
Dermatology	50	54	99.9%	9.2	95.6%	43.8
Gastroenterology	131	87	100.0%	5.7	96.2%	42.1
General Surgery	404	347	100.0%	3.5	100.0%	6.3
Hematology/Oncology	199	92	99.9%	5.1	100.0%	26.1
Nephrology	121	86	100.0%	6.2	100.0%	27.4
Neurology	316	229	100.0%	3.8	100.0%	17.5
Ophthalmology	139	173	100.0%	3.3	100.0%	16.4
Orthopedics	275	226	100.0%	3.4	100.0%	9.9
Otolaryngology	124	113	100.0%	5.7	100.0%	29.3
Physical Medicine/Rehab	70	79	100.0%	6.0	99.3%	30.7
Plastic and Reconstructive Surgery	49	50	91.8%	12.0	93.9%	53.8
Podiatry	65	121	100.0%	5.1	100.0%	24.4
Psychiatrist*	541	395	99.9%	2.1	99.9%	10.0
*NOTE: The standard for this specialty differs from other specialties in this group.			<i>15 MILES / 30 MINUTES</i>		<i>60 MILES / 90 MINUTES</i>	
Pulmonary Disease	225	127	100.0%	5.0	100.0%	23.8
Urology	102	106	100.0%	6.7	99.7%	23.4



KanCare Managed Care Organization
 Mapped Provider Count Report
Sunflower State Health Plan

Provider Specialty Type	# Unique Providers	# Unique Locations	URBAN & SEMI-URBAN		RURAL & FRONTIER	
			Percent of Members within Access Standard	Mean Distance from Member to Provider Type	Percent of Members within Access Standard	Mean Distance from Member to Provider Type
PEDIATRIC SPECIALIST			<i>30 MILES / 60 MINUTES</i>		<i>90 MILES / 135 MINUTES</i>	
Allergy	40	37	99.3%	6.9	100.0%	37.6
Cardiology	448	232	100.0%	3.5	100.0%	16.8
Dermatology	50	57	99.9%	7.4	95.4%	44.9
Gastroenterology	133	87	100.0%	5.6	93.5%	47.0
General Surgery	407	347	100.0%	3.7	100.0%	6.5
Hematology/Oncology	201	93	100.0%	5.2	100.0%	27.9
Neonatology	98	29	89.2%	15.2	67.6%	95.9
Nephrology	122	87	100.0%	6.0	100.0%	26.9
Neurology	316	230	100.0%	4.0	100.0%	18.0
Ophthalmology	139	173	100.0%	3.4	100.0%	19.1
Orthopedics	277	227	100.0%	3.7	100.0%	10.0
Otolaryngology	124	113	100.0%	5.9	100.0%	31.5
Physical Medicine/Rehab	70	79	100.0%	6.0	99.2%	29.8
Plastic and Reconstructive Surgery	49	50	92.1%	11.8	90.6%	60.5
Podiatry	67	121	100.0%	5.0	100.0%	25.4
Psychiatrist*	541	398	99.9%	2.2	99.9%	10.2
*NOTE: The standard for this specialty differs from other specialties in this group.			<i>15 MILES / 30 MINUTES</i>		<i>60 MILES / 90 MINUTES</i>	
Pulmonary Disease	227	131	100.0%	5.1	100.0%	25.8
Urology	102	106	100.0%	6.9	99.7%	23.1
Hospital			<i>30 MILES / 60 MINUTES</i>		<i>60 MILES / 90 MINUTES</i>	
Hospital	278	332	100.0%	3.3	100.0%	5.3
Pharmacy			<i>10 MILES / 20 MINUTES</i>		<i>30 MILES / 45 MINUTES</i>	
Pharmacy	624	614	99.8%	1.5	100.0%	4.0
Vision			<i>30 MILES / 60 MINUTES</i>		<i>60 MILES / 90 MINUTES</i>	
Optometry	468	414	100.0%	1.8	100.0%	6.6
Dental			<i>20 MILES / 40 MINUTES</i>		<i>30 MILES / 45 MINUTES</i>	
Adult Dental Primary Care	326	259	100.0%	2.9	99.9%	8.2
Pediatric Dental Primary Care	235	153	100.0%	3.0	86.5%	19.8



KanCare Managed Care Organization
 Mapped Provider Count Report
 Sunflower State Health Plan

Provider Specialty Type	# Unique Providers	# Unique Locations	URBAN & SEMI-URBAN		RURAL & FRONTIER	
			Percent of Members within Access Standard	Mean Distance from Member to Provider Type	Percent of Members within Access Standard	Mean Distance from Member to Provider Type
Ancillary Services			<i>30 MILES / 60 MINUTES</i>		<i>60 MILES / 90 MINUTES</i>	
Physical Therapy	809	437	100.0%	2.4	100.0%	4.9
Occupational Therapy	361	282	100.0%	2.6	100.0%	8.2
Speech Therapy	283	193	100.0%	3.2	100.0%	19.3
X-Ray	201	206	100.0%	4.1	100.0%	8.2
Lab*	209	223	100.0%	4.1	100.0%	8.8
*NOTE: The standard for this specialty differs from other specialties in this group.			<i>30 MILES / 60 MINUTES</i>			

Provider Specialty Type	# Unique Providers	# Unique Locations	URBAN & SEMI-URBAN		RURAL & FRONTIER	
			Percent of Members within Access Standard	Mean Distance from Member to Specialist	Percent of Members within Access Standard	Mean Distance from Member to Specialist
Adult Day Care PT 55/PS 410/PC S5101 & S5102			<i>30 MILES / 60 MINUTES</i>		<i>60 MILES / 100 MINUTES</i>	
FE Waiver Providers	178	189	100.0%	2.0	100.0%	9.4
Day Supports PT 55/PS 520/PC T2021						
IDD Waiver Providers	178	271	100.0%	2.3	100.0%	9.7



KanCare Managed Care Organization
 Mapped Provider Count Report
United HealthCare

Provider Specialty Type	# Unique Providers	# Unique Locations	URBAN & SEMI-URBAN		RURAL & FRONTIER	
			Percent of Members within Access Standard	Mean Distance from Member to Provider Type	Percent of Members within Access Standard	Mean Distance from Member to Provider Type
Primary Care Physicians			<i>20 MILES / 40 MINUTES</i>		<i>30 MILES / 45 MINUTES</i>	
Adult Primary Care Providers	3,618	1,161	100.0%	1.0	100.0%	2.0
Pediatric Primary Care Providers	3,842	1,164	100.0%	1.0	100.0%	2.2
OB/GYN			<i>15 MILES / 30 MINUTES</i>		<i>60 MILES / 90 MINUTES</i>	
OB/GYN	317	207	99.9%	2.6	99.7%	12.4
Behavioral Health			<i>30 MILES / 60 MINUTES</i>		<i>60 MILES / 90 MINUTES</i>	
Adult Behavioral Health	3,713	1,450	100.0%	0.9	100.0%	3.9
Pediatric Behavioral Health	4,572	1,515	100.0%	0.9	100.0%	3.9
Specialist			<i>30 MILES / 60 MINUTES</i>		<i>90 MILES / 135 MINUTES</i>	
ADULT SPECIALIST			<i>30 MILES / 60 MINUTES</i>		<i>90 MILES / 135 MINUTES</i>	
Allergy	31	30	97.7%	6.8	94.7%	48.0
Cardiology	371	209	100.0%	2.9	100.0%	10.1
Dermatology	61	72	99.8%	5.1	99.7%	23.7
Gastroenterology	118	88	100.0%	4.7	95.4%	42.8
General Surgery	329	253	100.0%	2.5	100.0%	6.4
Hematology/Oncology	200	106	100.0%	3.5	100.0%	18.0
Nephrology	79	65	99.5%	5.4	99.7%	24.7
Neurology	230	128	100.0%	3.5	100.0%	15.3
Ophthalmology	67	86	100.0%	3.5	100.0%	20.1
Orthopedics	220	163	100.0%	2.9	100.0%	9.8
Otolaryngology	110	84	100.0%	4.2	100.0%	19.6
Physical Medicine/Rehab	74	95	100.0%	5.1	99.0%	29.7
Plastic and Reconstructive Surgery	47	56	97.4%	7.9	92.8%	54.1
Podiatry	52	77	100.0%	4.3	100.0%	17.9
Psychiatrist	501	446	100.0%	1.6	100.0%	5.9
NOTE: The standard for this specialty differs from other specialties in this group.			<i>15 MILES / 30 MINUTES</i> ↑		<i>60 MILES / 90 MINUTES</i> ↑	
Pulmonary Disease	143	98	100.0%	4.1	100.0%	24.2
Urology	102	96	100.0%	3.6	99.6%	13.0



KanCare Managed Care Organization
 Mapped Provider Count Report
United HealthCare

Provider Specialty Type	# Unique Providers	# Unique Locations	URBAN & SEMI-URBAN		RURAL & FRONTIER	
			Percent of Members within Access Standard	Mean Distance from Member to Provider Type	Percent of Members within Access Standard	Mean Distance from Member to Provider Type
PEDIATRIC SPECIALIST			30 MILES / 60 MINUTES		90 MILES / 135 MINUTES	
Allergy	31	29	98.2%	6.7	92.5%	54.1
Cardiology	368	206	100.0%	2.9	100.0%	10.0
Dermatology	60	71	99.9%	4.9	99.7%	22.3
Gastroenterology	117	87	100.0%	4.6	93.7%	49.0
General Surgery	328	252	100.0%	2.6	100.0%	6.5
Hematology/Oncology	199	105	100.0%	3.7	100.0%	17.1
Neonatology	61	29	97.8%	8.0	68.4%	87.4
Nephrology	76	63	99.6%	5.1	99.7%	25.0
Neurology	232	128	100.0%	3.7	100.0%	15.8
Ophthalmology	126	141	100.0%	2.9	100.0%	19.2
Orthopedics	219	162	100.0%	3.1	100.0%	9.6
Otolaryngology	110	83	100.0%	4.2	100.0%	22.8
Physical Medicine/Rehab	74	94	100.0%	4.9	99.2%	30.7
Plastic and Reconstructive Surgery	47	56	97.9%	7.4	90.7%	60.0
Podiatry	52	77	100.0%	4.2	100.0%	16.8
Psychiatrist	501	446	100.0%	1.7	100.0%	6.0
NOTE: The standard for this specialty differs from other specialties in this group.			15 MILES / 30 MINUTES ↑		60 MILES / 90 MINUTES ↑	
Pulmonary Disease	142	97	100.0%	4.1	100.0%	24.3
Urology	101	95	100.0%	3.6	99.7%	12.9
Hospital			30 MILES / 60 MINUTES		60 MILES / 90 MINUTES	
Hospital	225	211	100.0%	2.8	100.0%	4.7
Pharmacy			10 MILES / 20 MINUTES		30 MILES / 45 MINUTES	
Pharmacy	689	658	99.9%	1.2	100.0%	3.1
Vision			30 MILES / 60 MINUTES		60 MILES / 90 MINUTES	
Optometry	480	495	100.0%	1.3	100.0%	4.8
Dental			20 MILES / 40 MINUTES		30 MILES / 45 MINUTES	
Adult Dental Primary Care	298	188	100.0%	2.2	97.5%	8.7
Pediatric Dental Primary Care	346	211	100.0%	2.2	97.9%	8.3



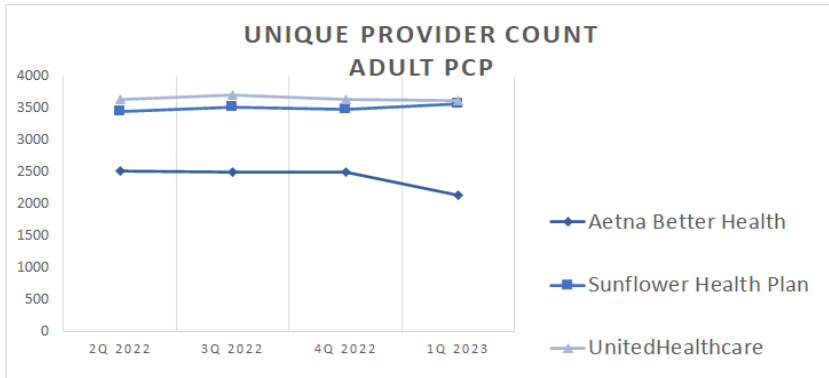
KanCare Managed Care Organization
 Mapped Provider Count Report
United HealthCare

			URBAN & SEMI-URBAN		RURAL & FRONTIER	
Provider Specialty Type	# Unique Providers	# Unique Locations	Percent of Members within Access Standard	Mean Distance from Member to Specialist	Percent of Members within Access Standard	Mean Distance from Member to Specialist
Ancillary Services			<i>30 MILES / 60 MINUTES</i>		<i>60 MILES / 90 MINUTES</i>	
Physical Therapy	798	475	100.0%	1.7	100.0%	4.0
Occupational Therapy	355	356	100.0%	1.9	100.0%	4.4
Speech Therapy	336	317	100.0%	2.2	100.0%	4.6
X-Ray	307	269	100.0%	2.5	100.0%	4.6
Lab	278	247	100.0%	2.7	100.0%	4.7
NOTE: The standard for this specialty differs from other specialties in this group.					<i>30 MILES / 60 MINUTES</i> ↑	
			URBAN & SEMI-URBAN		RURAL & FRONTIER	
			<i>30 MILES / 60 MINUTES</i>		<i>60 MILES / 100 MINUTES</i>	
Provider Specialty Type	# Unique Providers	# Unique Locations	Percent of Members within Access Standard	Mean Distance from Member to Specialist	Percent of Members within Access Standard	Mean Distance from Member to Specialist
Adult Day Care PT 55/PS 410/PC S5101 & S5102						
FE Waiver Providers	140	149	100.0%	2.3	100.0%	10.5
Day Supports PT 55/PS 520/PC T2021						
IDD Waiver Providers	162	290	100.0%	1.7	100.0%	5.9

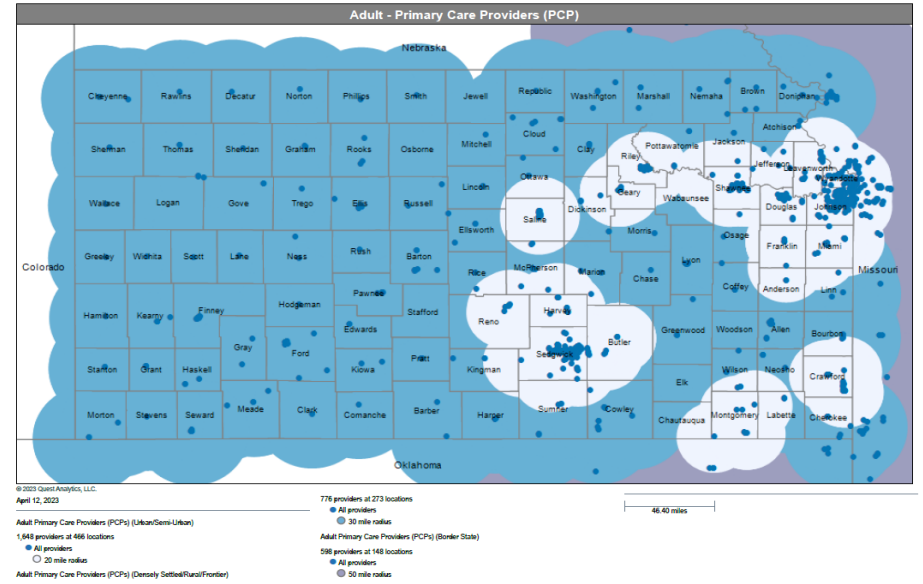
PHYSICIANS

Primary Care Providers (PCP) Quarterly Unique Provider Count

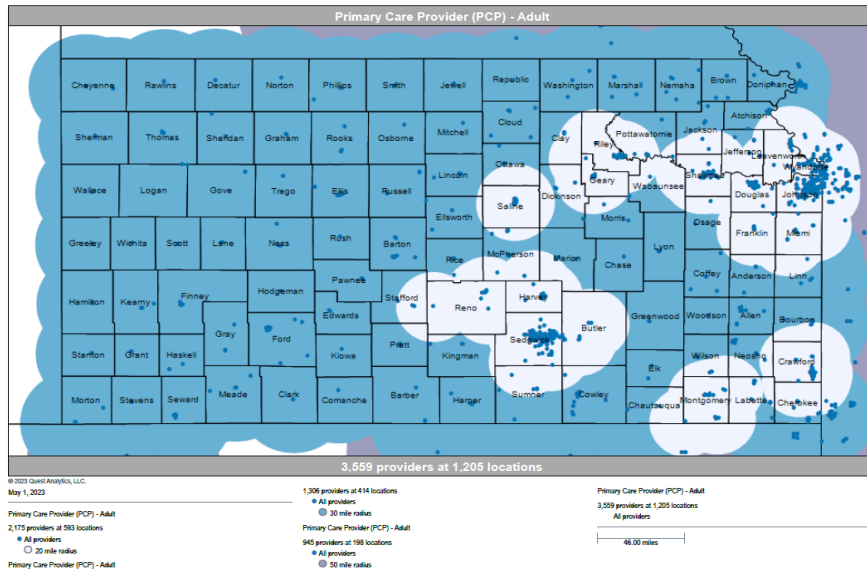
	2Q 2022	3Q 2022	4Q 2022	1Q 2023
Aetna Better Health	2509	2503	2492	2140
Sunflower Health Plan	3443	3506	3474	3559
UnitedHealthcare	3631	3695	3632	3618



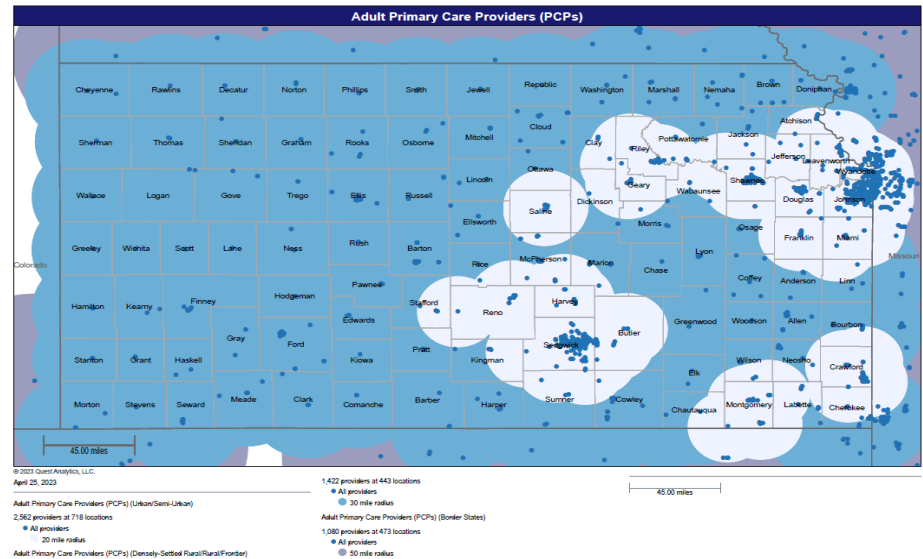
Aetna Better Health



Sunflower Health Plan



UnitedHealthcare

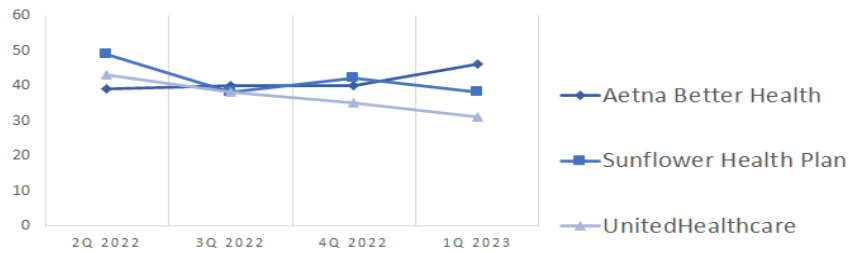


Allergy

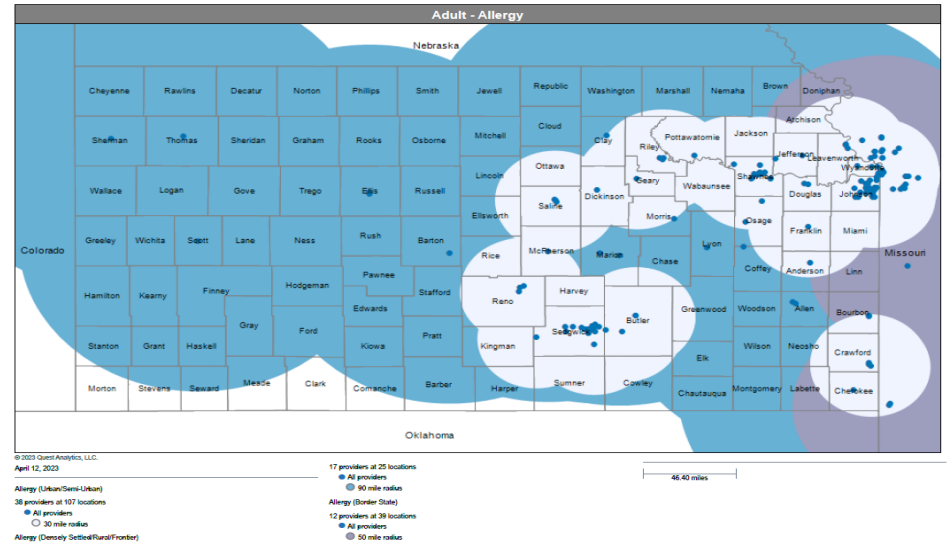
Quarterly Unique Provider Count

	2Q 2022	3Q 2022	4Q 2022	1Q 2023
Aetna Better Health	39	40	40	46
Sunflower Health Plan	49	38	42	38
UnitedHealthcare	43	38	35	31

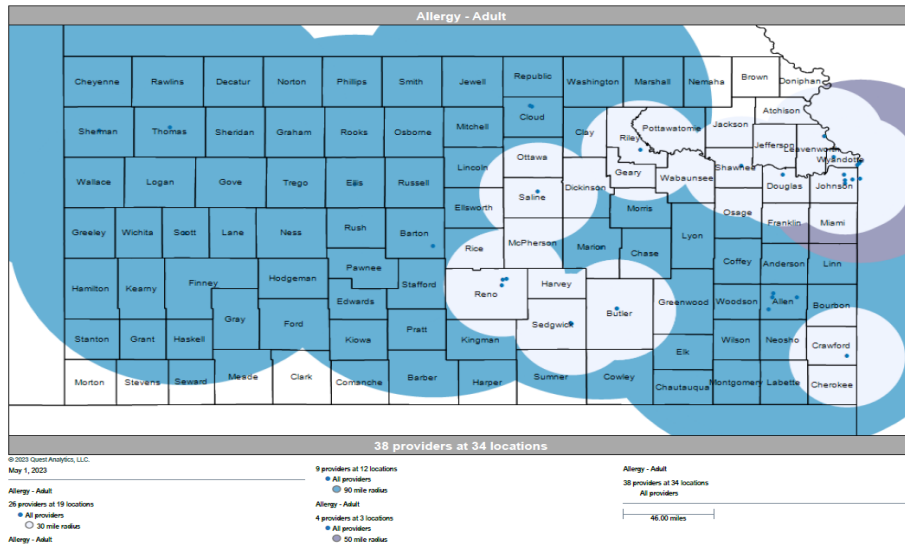
UNIQUE PROVIDER COUNT
ADULT ALLERGY



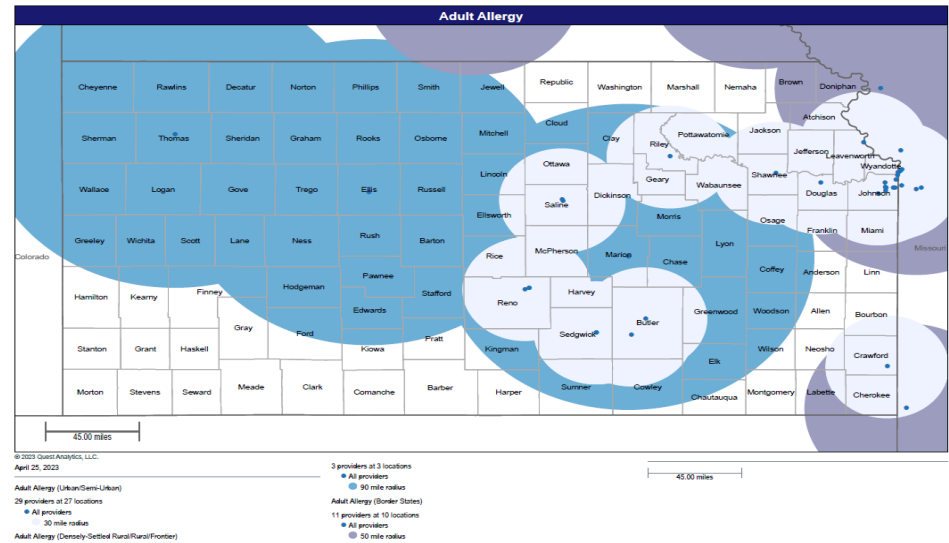
Aetna Better Health



Sunflower Health Plan



UnitedHealthcare

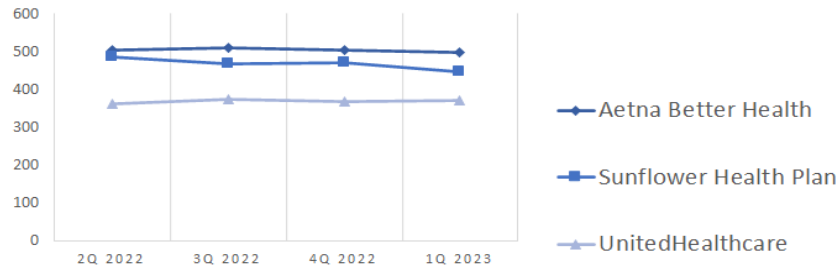


Cardiology

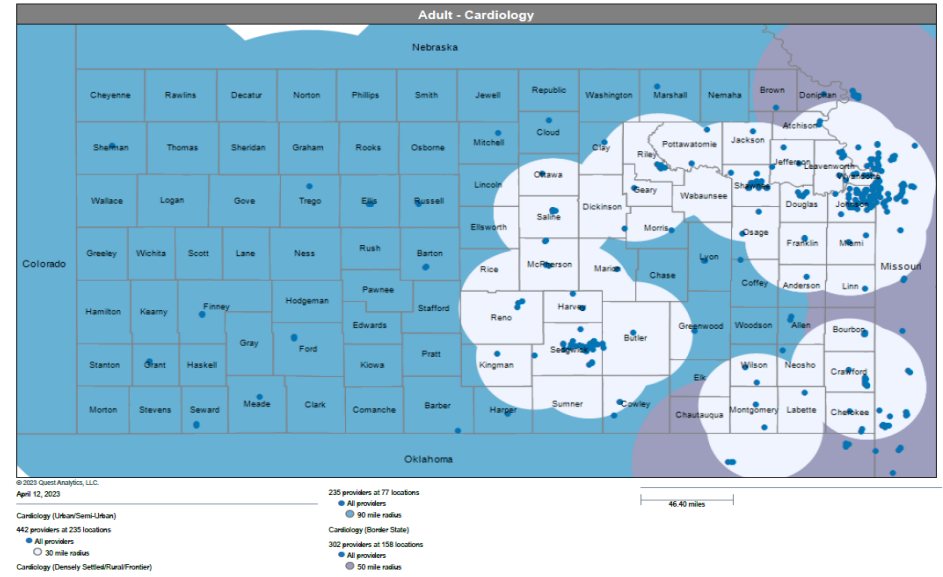
Quarterly Unique Provider Count

	2Q 2022	3Q 2022	4Q 2022	1Q 2023
Aetna Better Health	503	509	505	497
Sunflower Health Plan	487	469	472	447
UnitedHealthcare	362	373	368	371

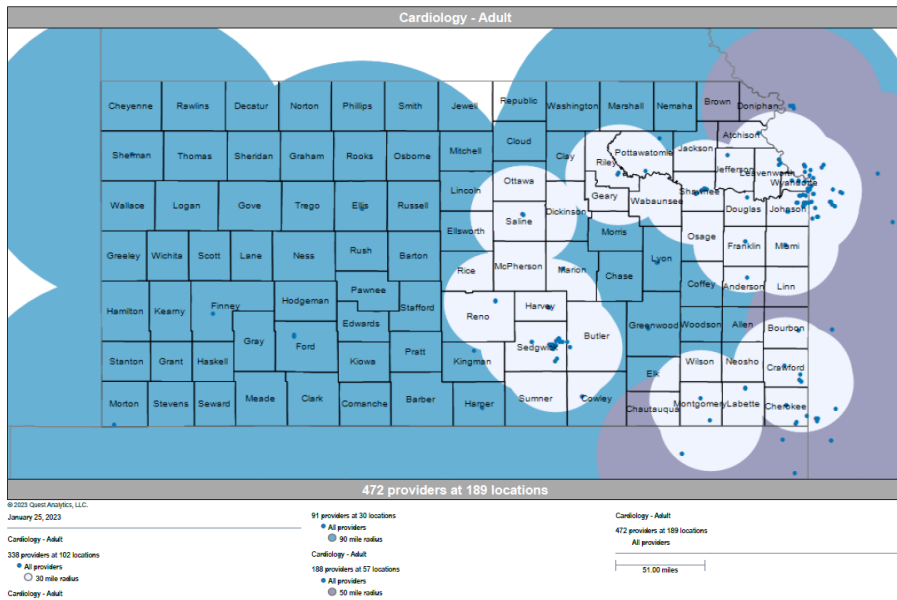
UNIQUE PROVIDER COUNT ADULT CARDIOLOGY



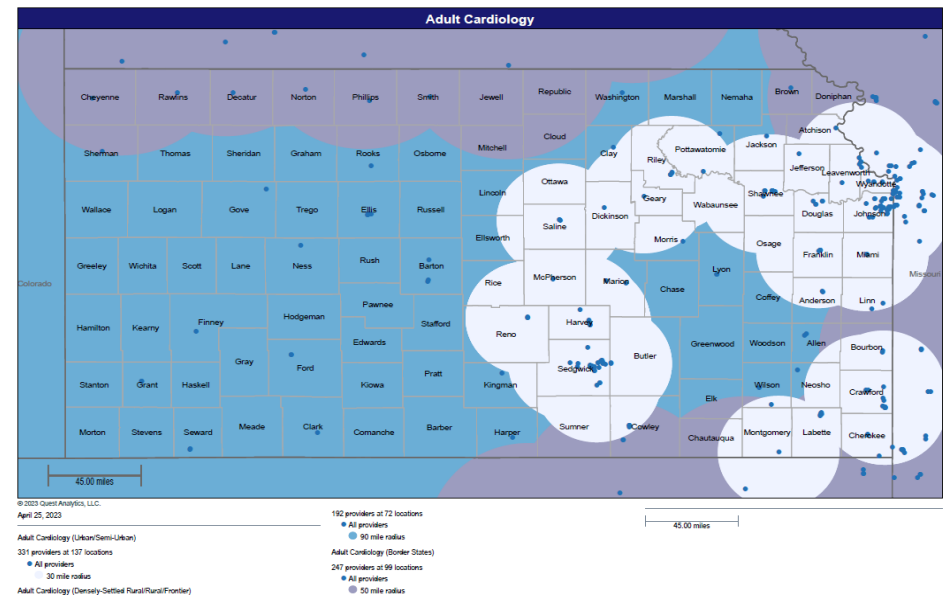
Aetna Better Health



Sunflower Health Plan



UnitedHealthcare





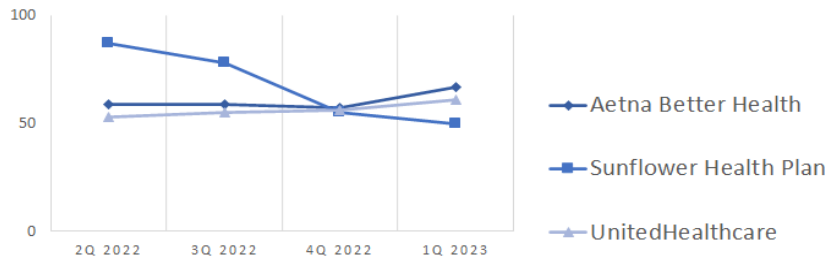
KanCare Managed Care Organization Network Access As of April 1, 2023

Dermatology

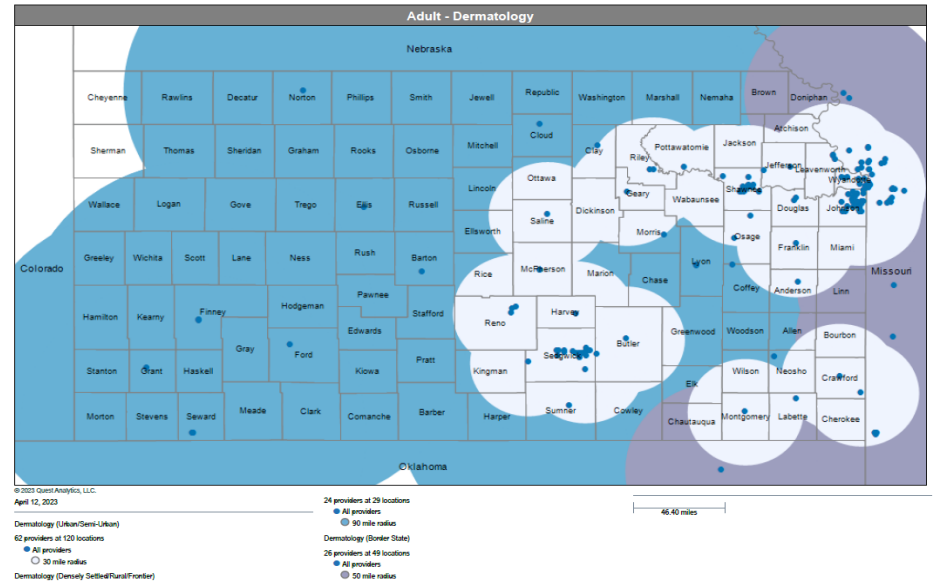
Quarterly Unique Provider Count

	2Q 2022	3Q 2022	4Q 2022	1Q 2023
Aetna Better Health	59	59	57	67
Sunflower Health Plan	87	78	55	50
UnitedHealthcare	53	55	56	61

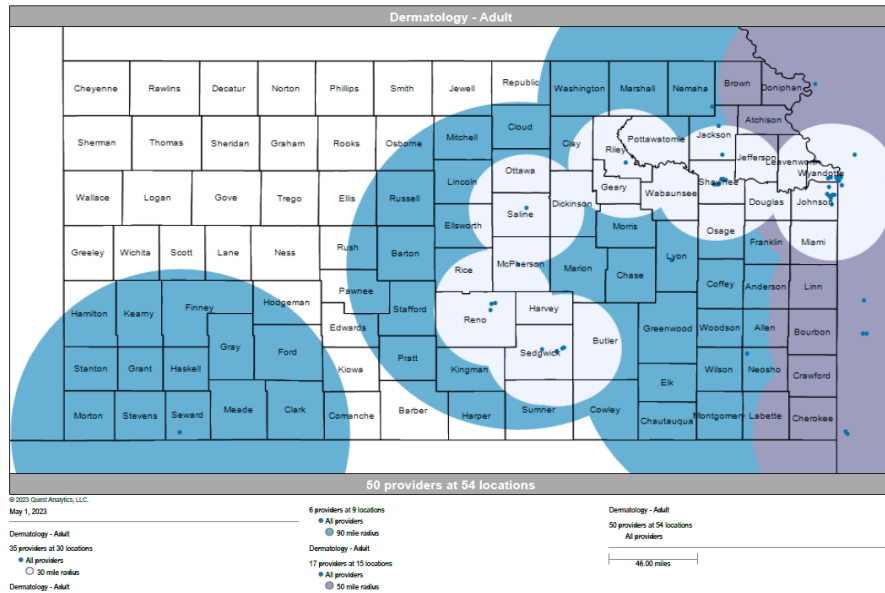
UNIQUE PROVIDER COUNT
ADULT DERMATOLOGY



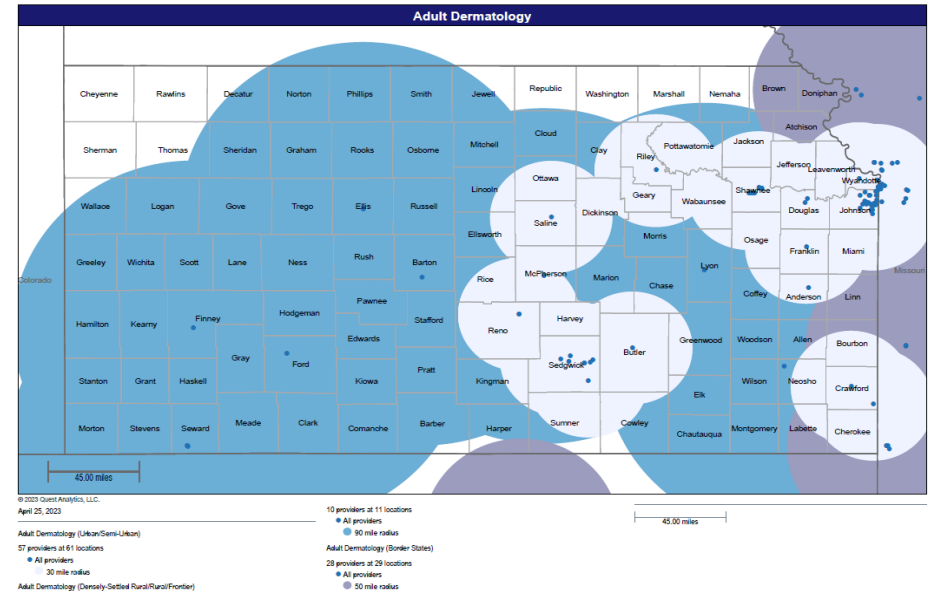
Aetna Better Health



Sunflower Health Plan



UnitedHealthcare

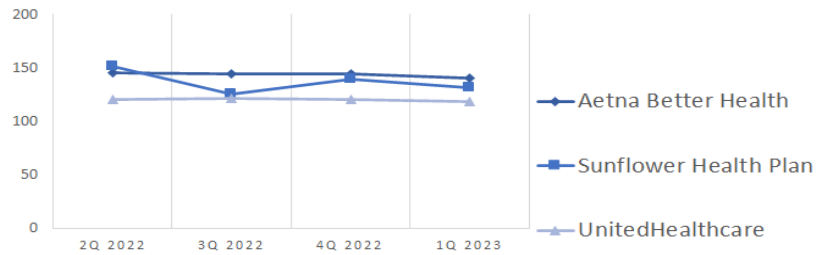


Gastroenterology

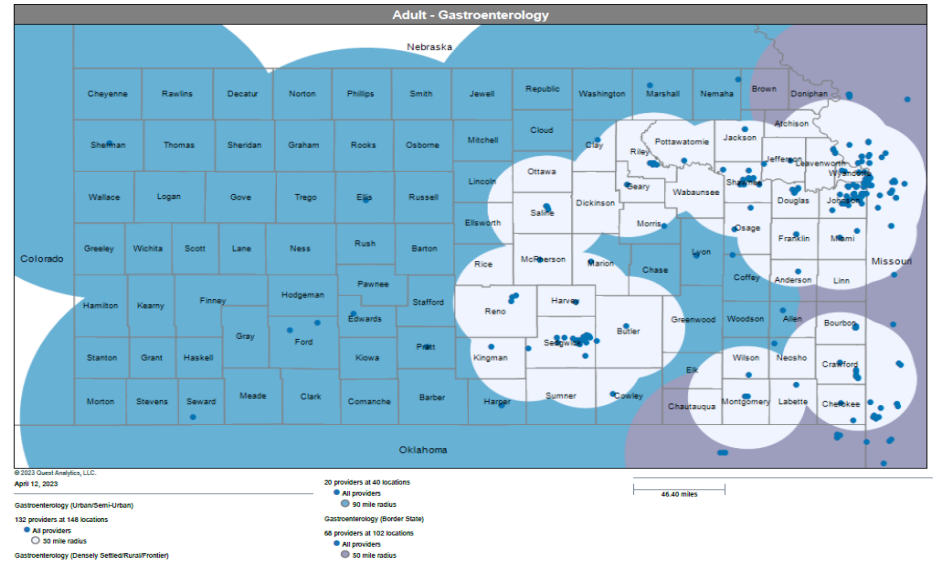
Quarterly Unique Provider Count

	2Q 2022	3Q 2022	4Q 2022	1Q 2023
Aetna Better Health	145	144	144	140
Sunflower Health Plan	151	125	139	131
UnitedHealthcare	120	121	120	118

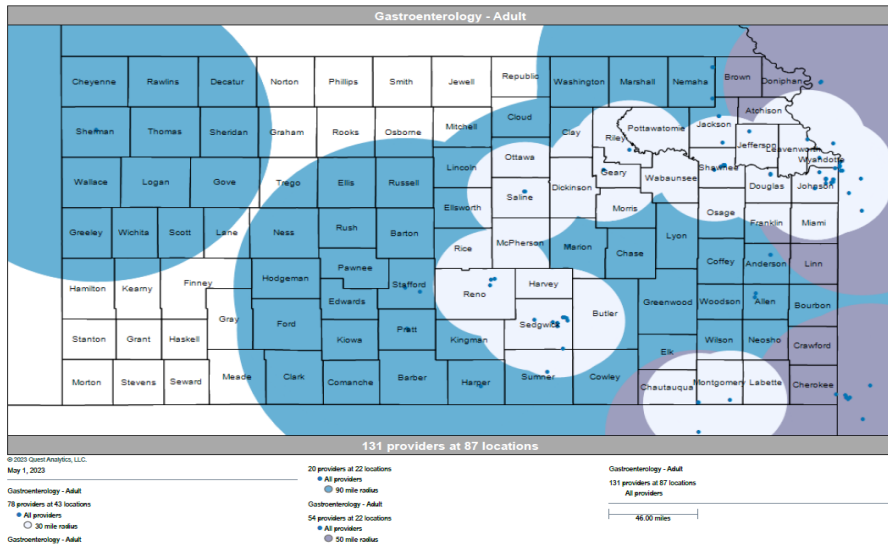
UNIQUE PROVIDER COUNT
ADULT GASTROENTEROLOGY



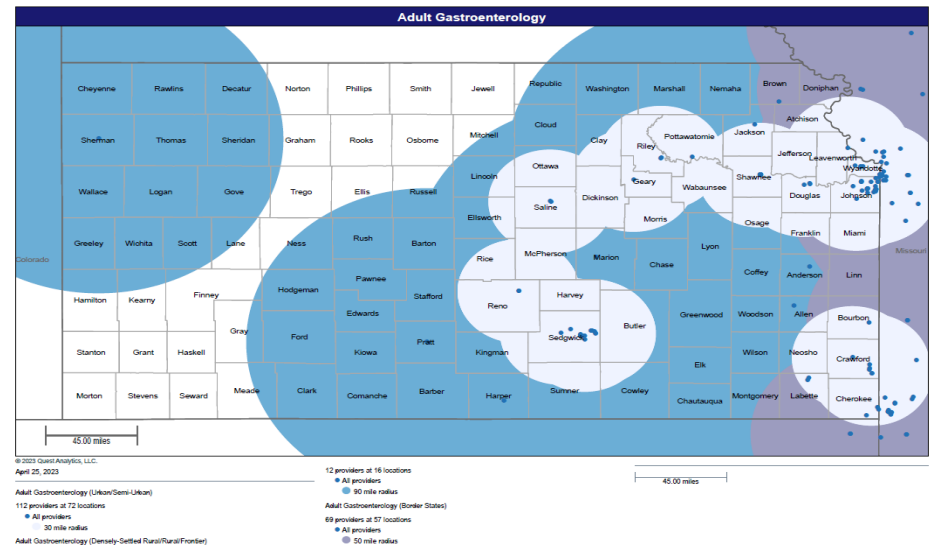
Aetna Better Health



Sunflower Health Plan



UnitedHealthcare

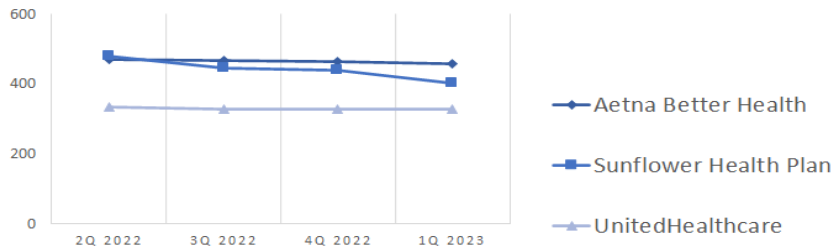


General Surgery

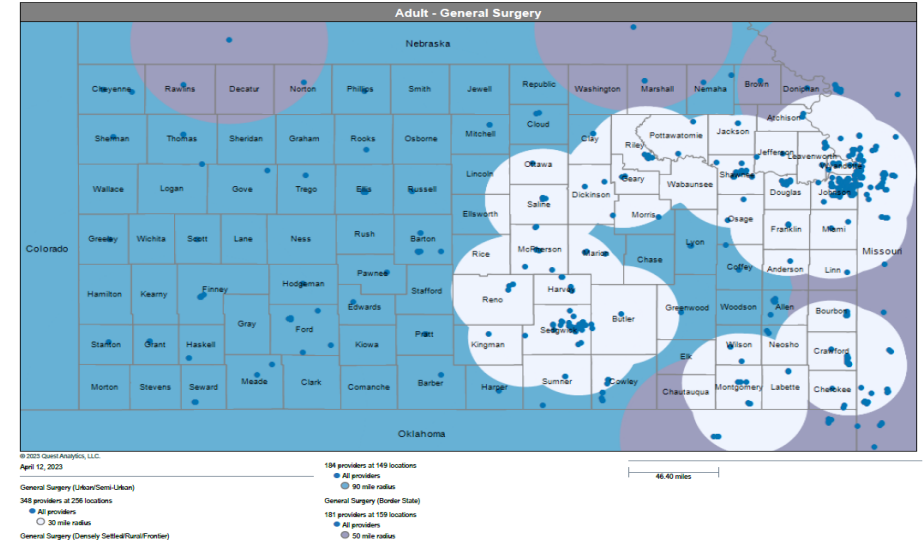
Quarterly Unique Provider Count

	2Q 2022	3Q 2022	4Q 2022	1Q 2023
Aetna Better Health	470	468	466	459
Sunflower Health Plan	480	447	439	404
UnitedHealthcare	335	329	330	329

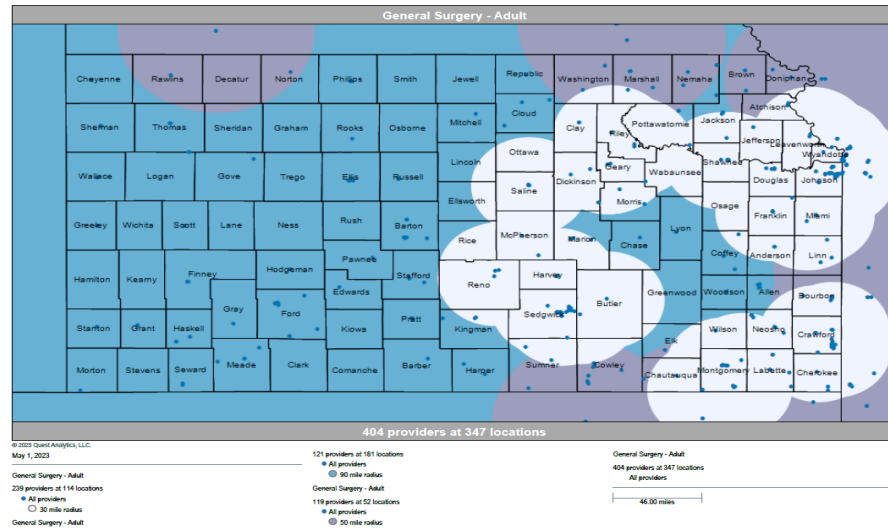
UNIQUE PROVIDER COUNT
ADULT GENERAL SURGERY



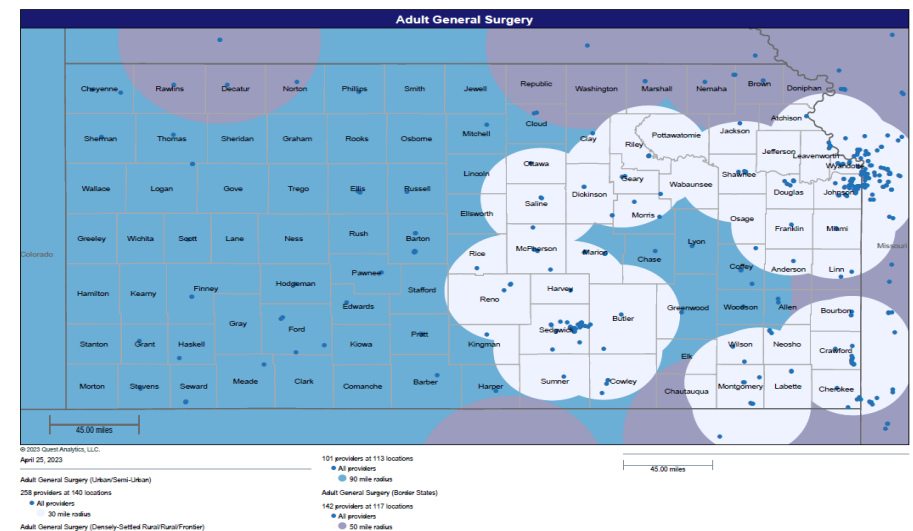
Aetna Better Health



Sunflower Health Plan



UnitedHealthcare

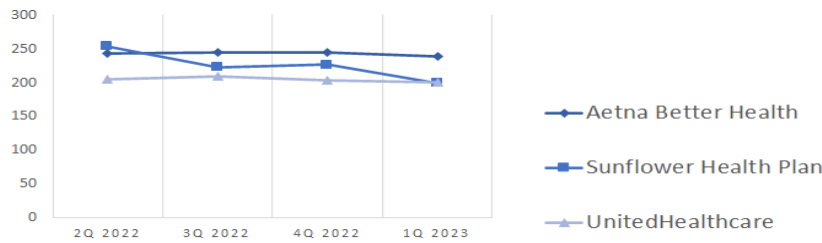


Hematology/Oncology

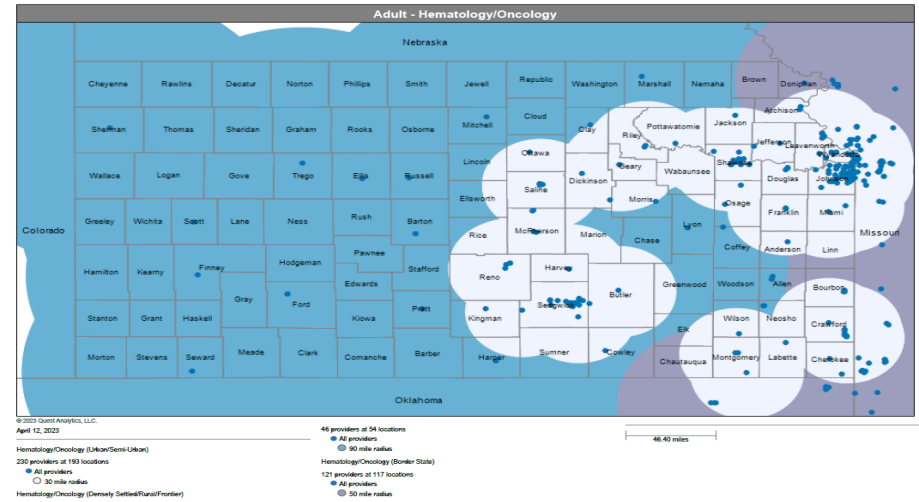
Quarterly Unique Provider Count

	2Q 2022	3Q 2022	4Q 2022	1Q 2023
Aetna Better Health	243	244	244	239
Sunflower Health Plan	254	223	226	199
UnitedHealthcare	204	209	203	200

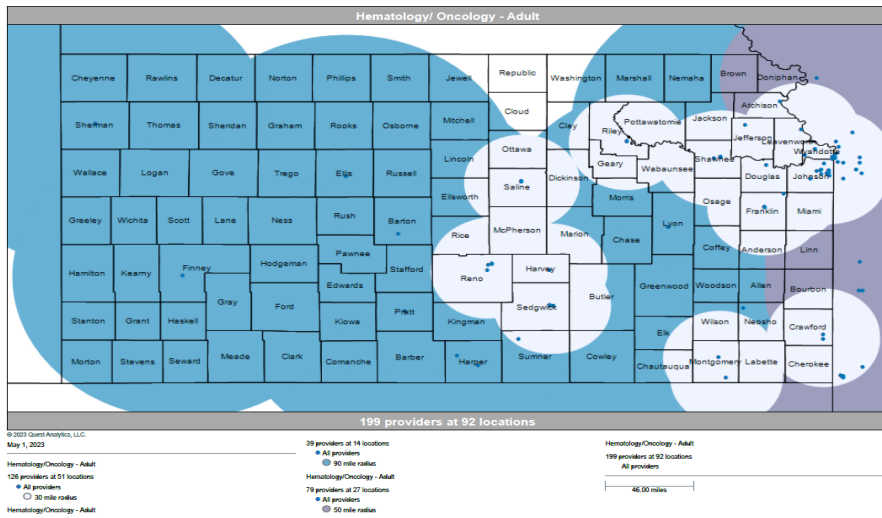
UNIQUE PROVIDER COUNT
ADULT HEMATOLOGY/ONCOLOGY



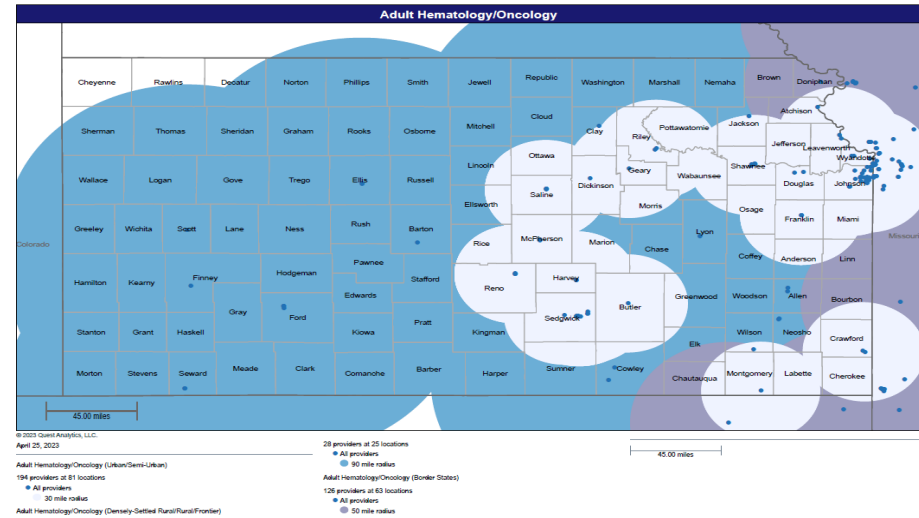
Aetna Better Health



Sunflower Health Plan



UnitedHealthcare





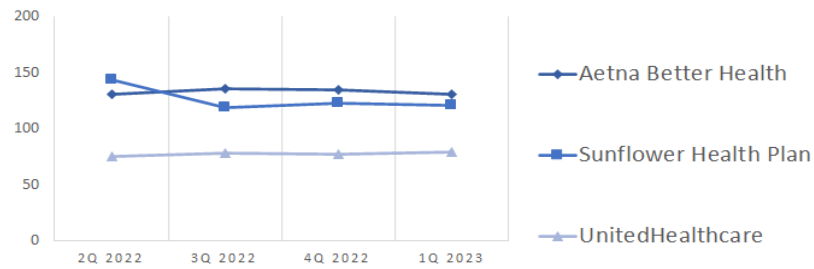
KanCare Managed Care Organization Network Access As of April 1, 2023

Nephrology

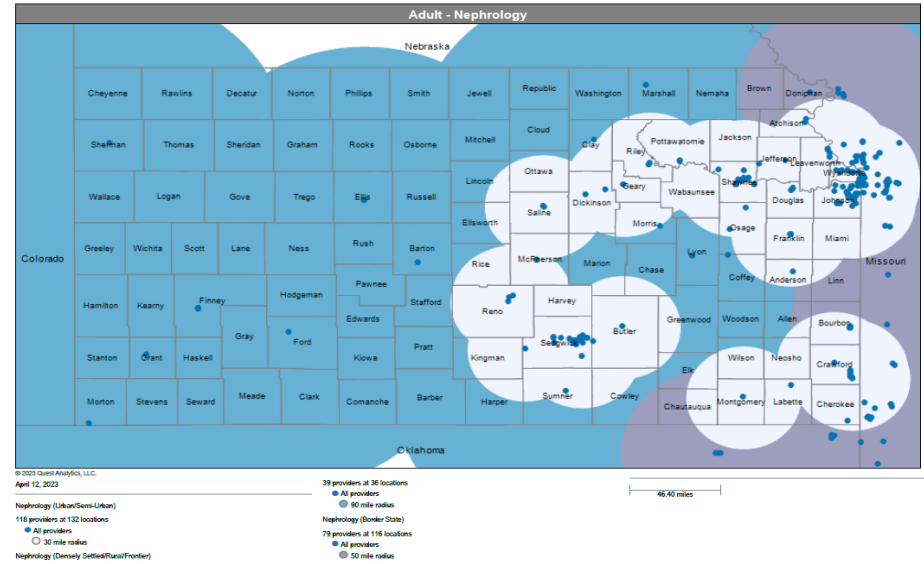
Quarterly Unique Provider Count

	2Q 2022	3Q 2022	4Q 2022	1Q 2023
Aetna Better Health	131	136	135	131
Sunflower Health Plan	144	119	123	121
UnitedHealthcare	75	78	77	79

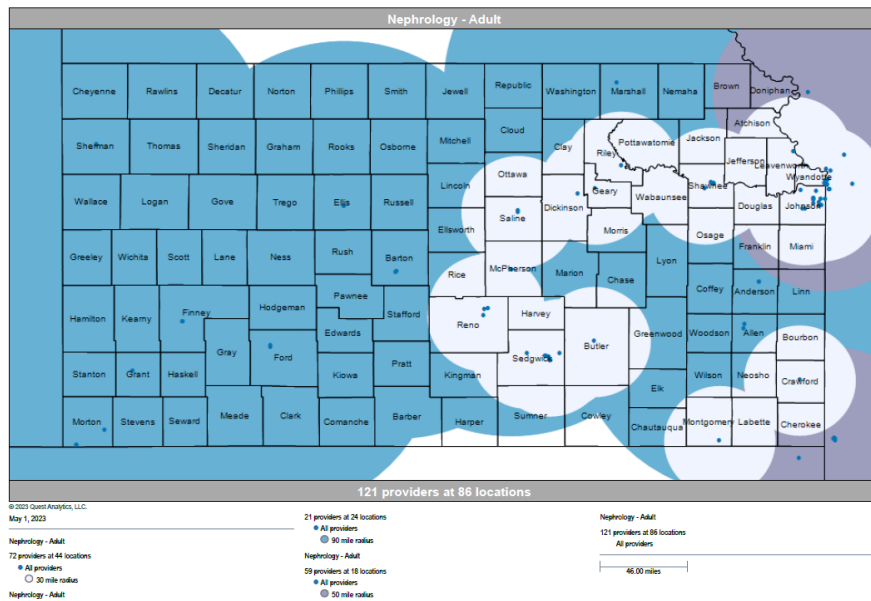
UNIQUE PROVIDER COUNT
ADULT NEPHROLOGY



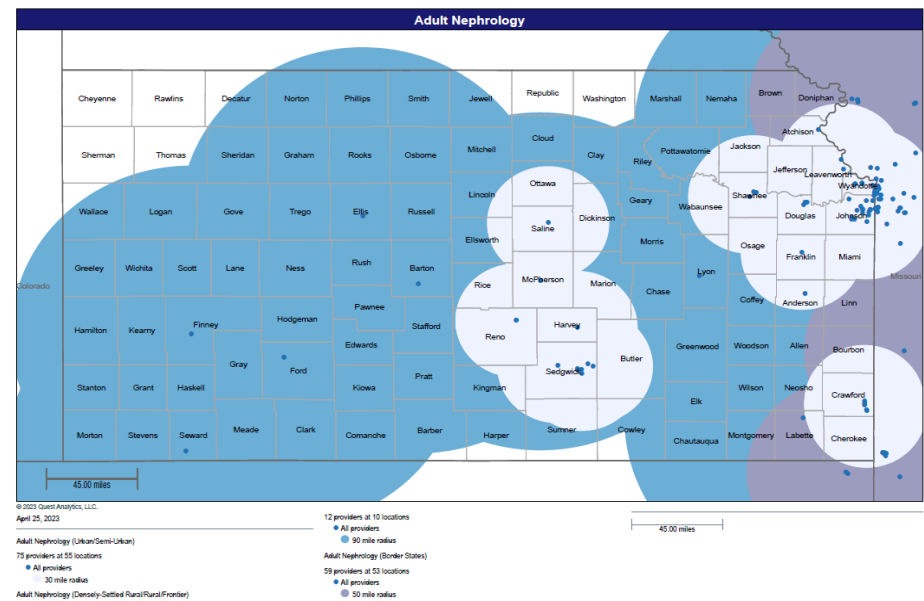
Aetna Better Health



Sunflower Health Plan



UnitedHealthcare

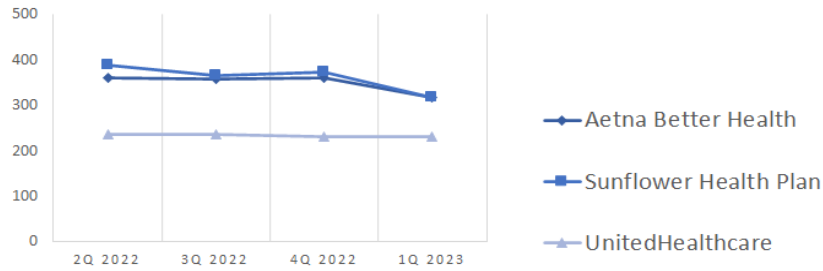


Neurology

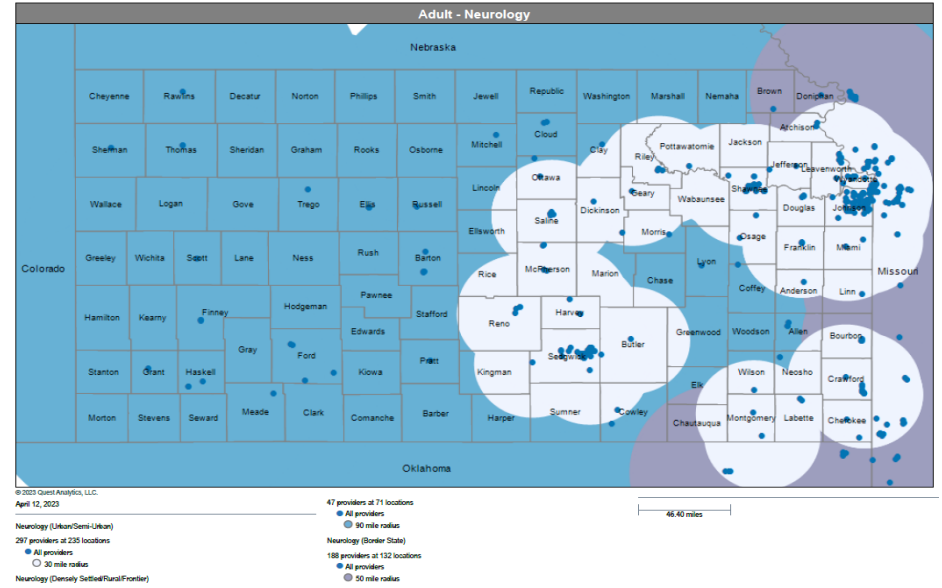
Quarterly Unique Provider Count

	2Q 2022	3Q 2022	4Q 2022	1Q 2023
Aetna Better Health	359	358	359	318
Sunflower Health Plan	387	365	374	316
UnitedHealthcare	235	236	231	230

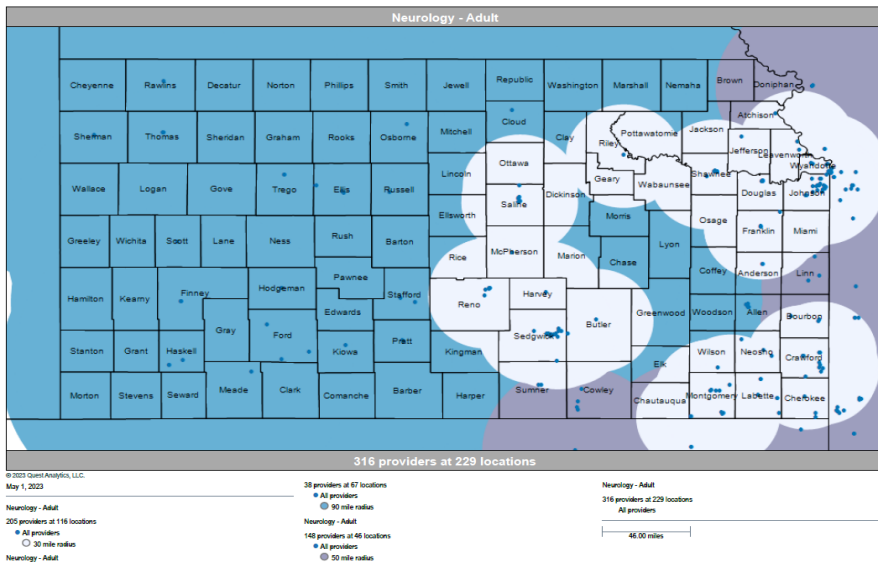
UNIQUE PROVIDER COUNT
ADULT NEUROLOGY



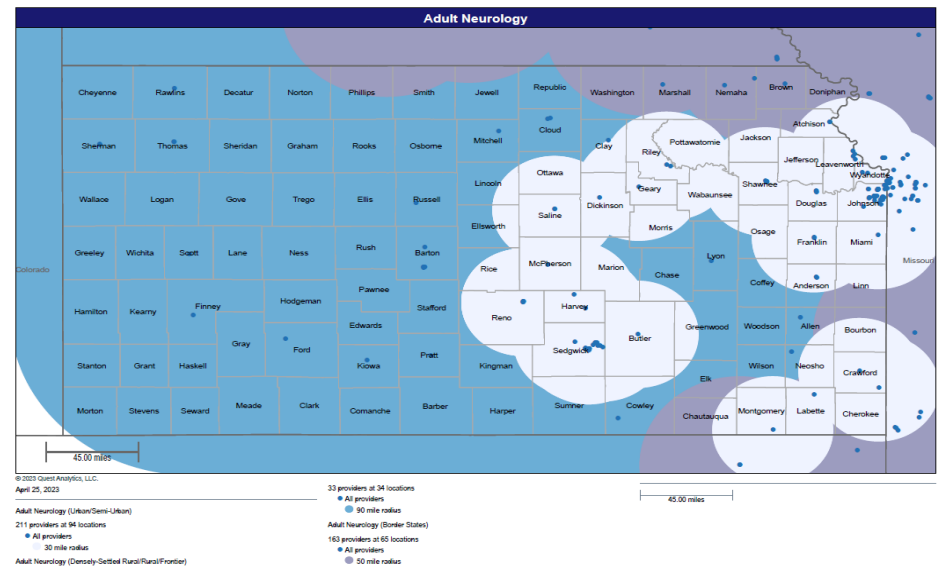
Aetna Better Health



Sunflower Health Plan



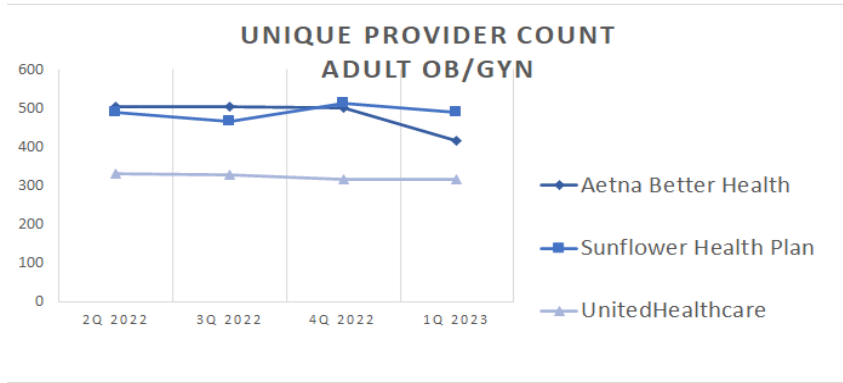
UnitedHealthcare



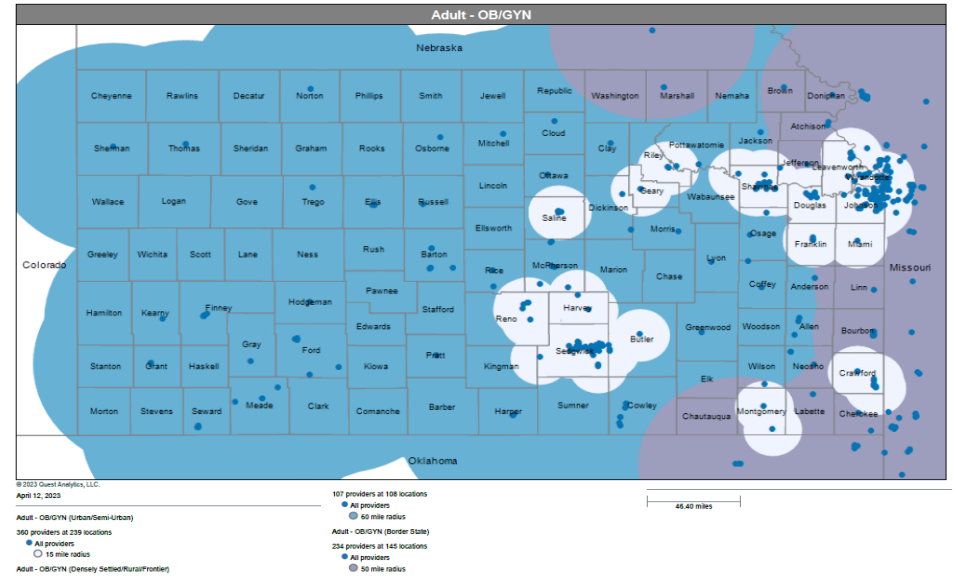
Obstetrics/Gynecology (OB/GYN)

Quarterly Unique Provider Count

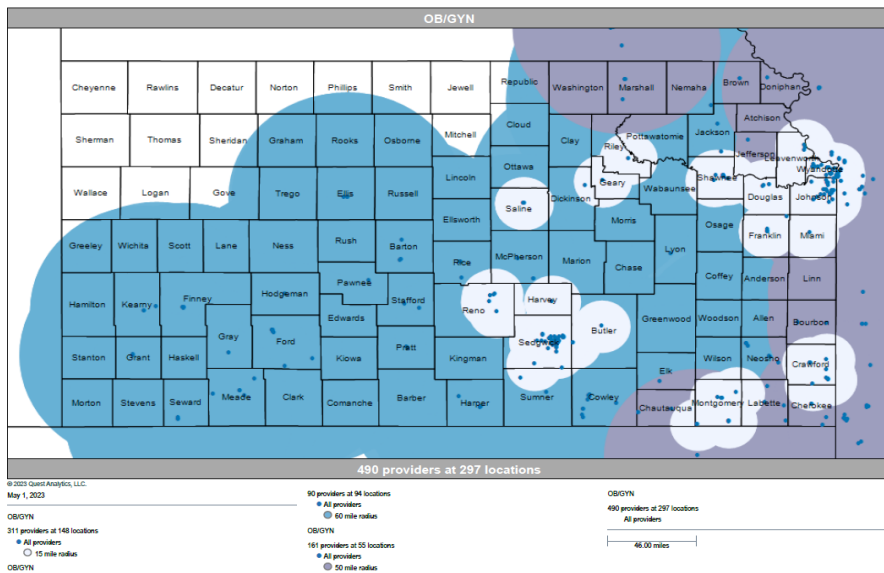
	2Q 2022	3Q 2022	4Q 2022	1Q 2023
Aetna Better Health	503	503	500	415
Sunflower Health Plan	489	466	514	490
UnitedHealthcare	332	329	317	317



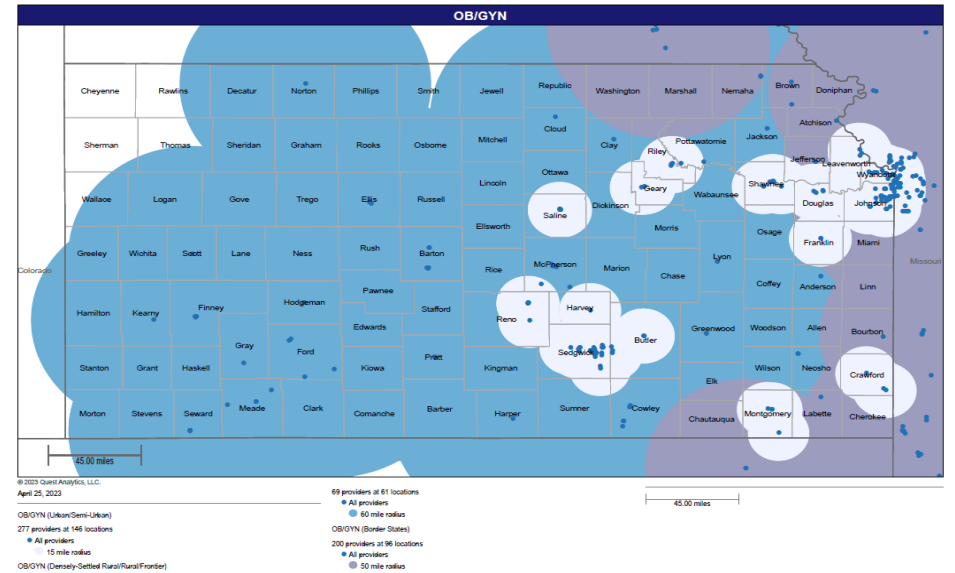
Aetna Better Health



Sunflower Health Plan



UnitedHealthcare

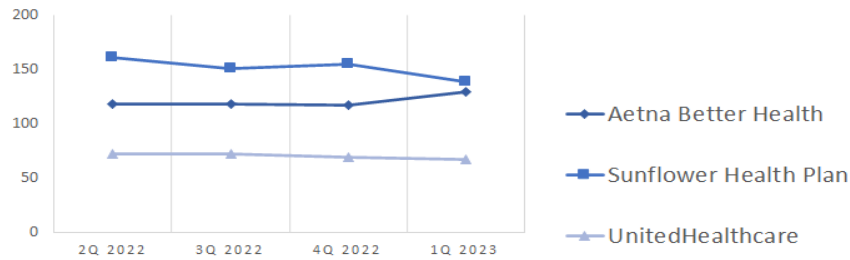


Ophthalmology

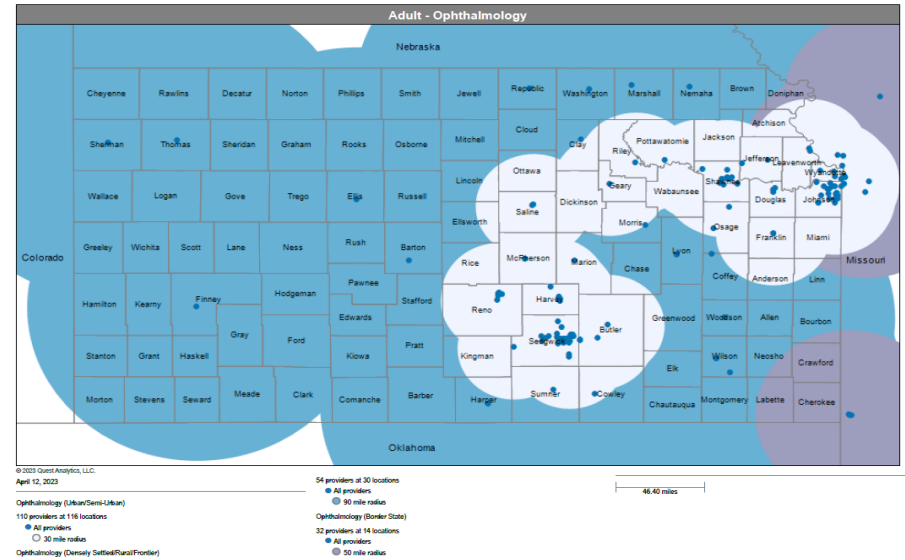
Quarterly Unique Provider Count

	2Q 2022	3Q 2022	4Q 2022	1Q 2023
Aetna Better Health	118	118	117	130
Sunflower Health Plan	161	151	155	139
UnitedHealthcare	72	72	69	67

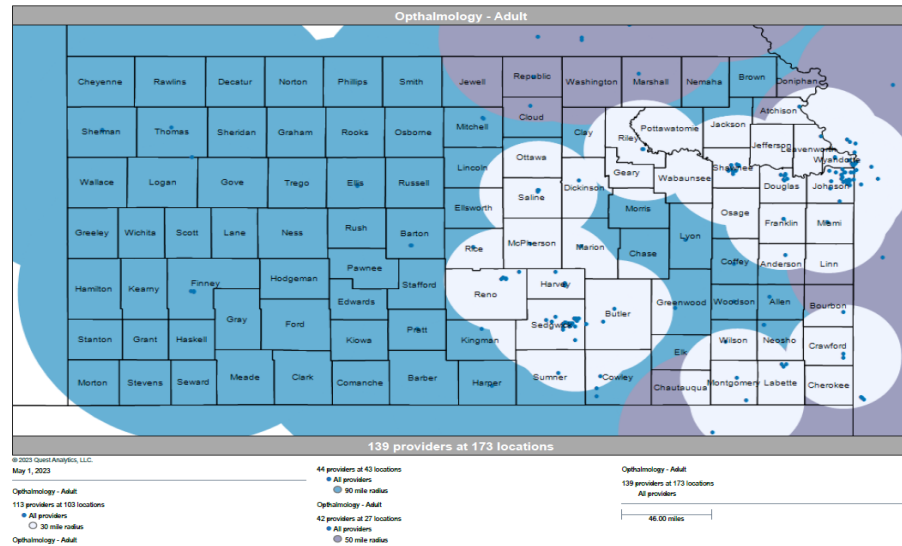
UNIQUE PROVIDER COUNT
ADULT OPHTHALMOLOGY



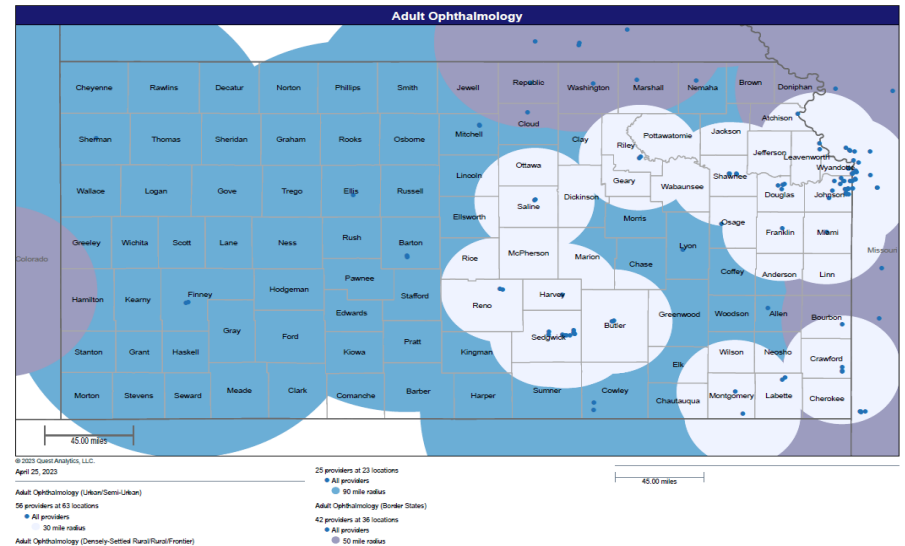
Aetna Better Health



Sunflower Health Plan



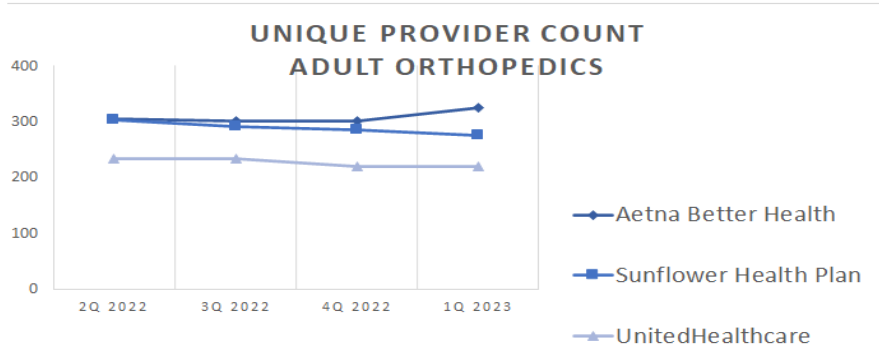
UnitedHealthcare



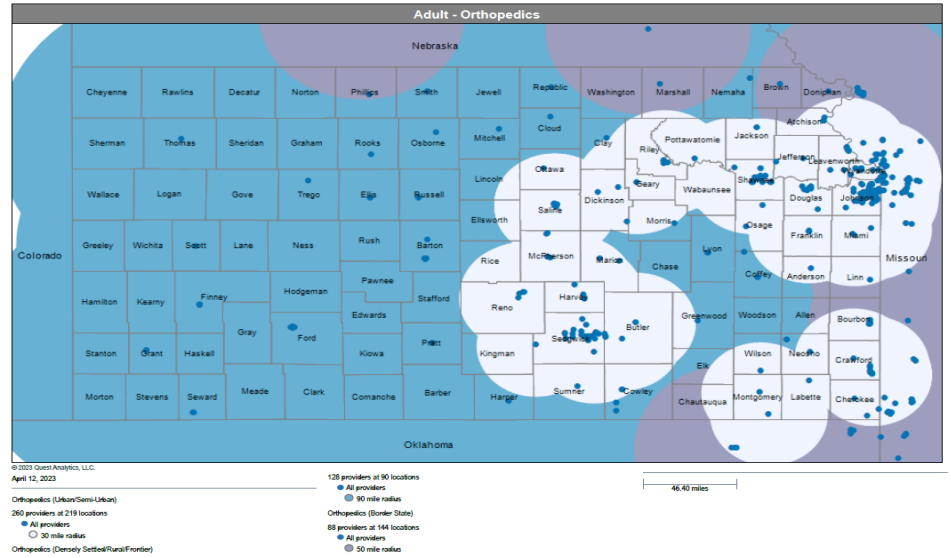
Orthopedics

Quarterly Unique Provider Count

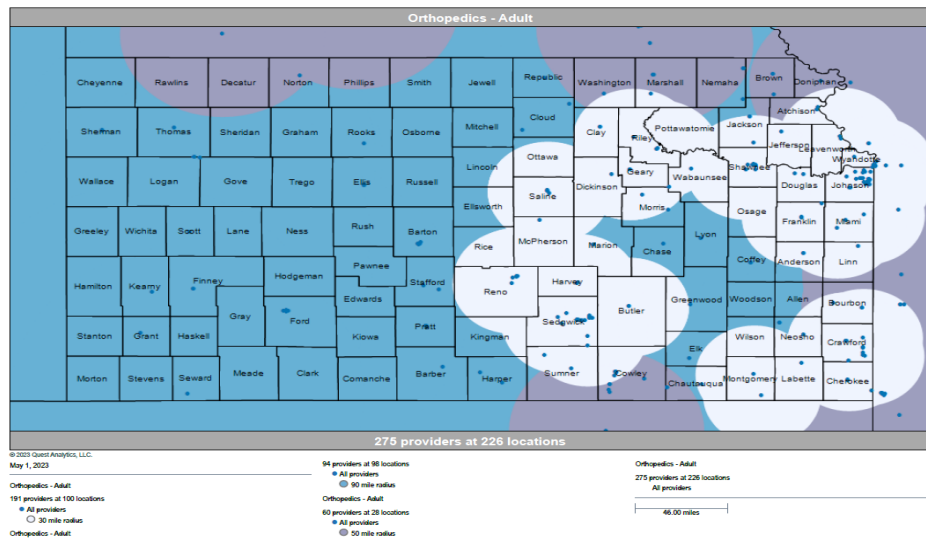
	2Q 2022	3Q 2022	4Q 2022	1Q 2023
Aetna Better Health	305	301	301	325
Sunflower Health Plan	303	292	285	275
UnitedHealthcare	233	233	219	220



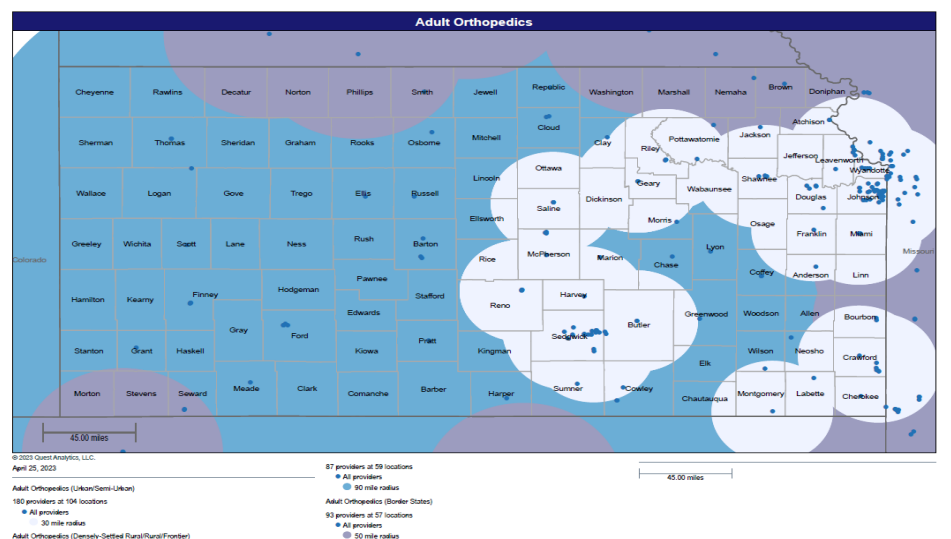
Aetna Better Health



Sunflower Health Plan



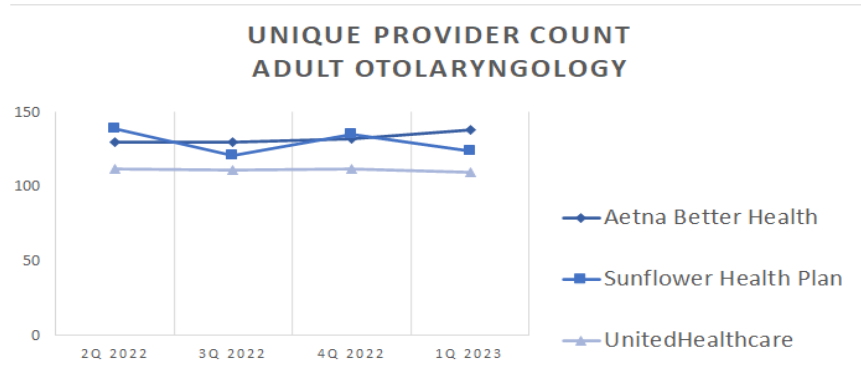
UnitedHealthcare



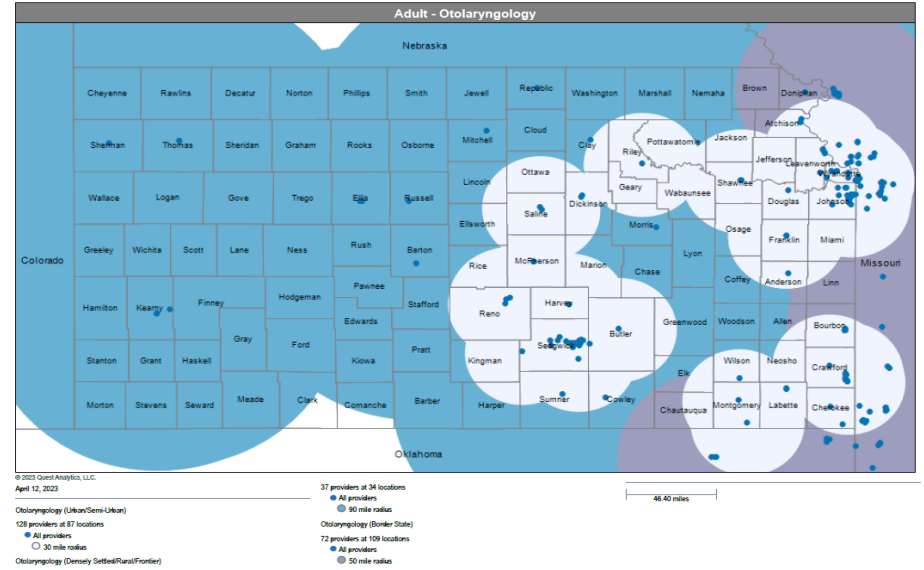
Otolaryngology

Quarterly Unique Provider Count

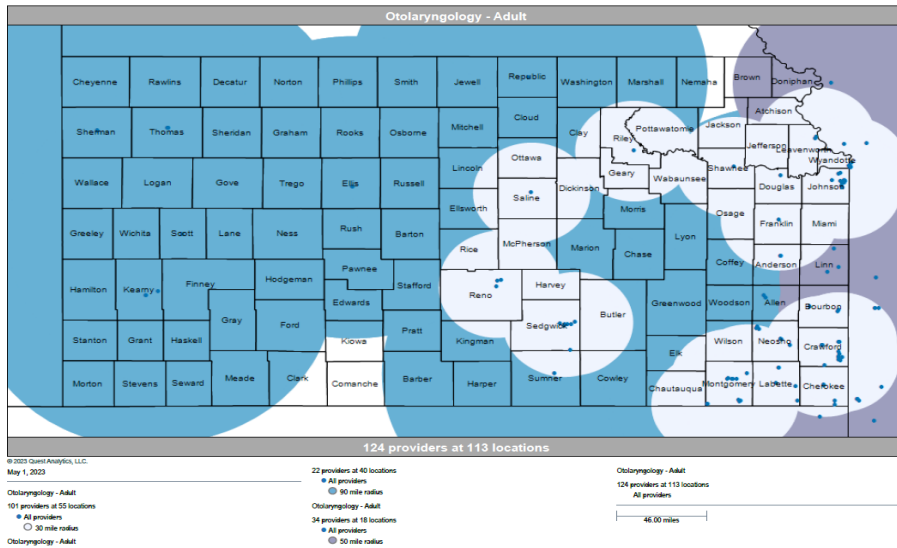
	2Q 2022	3Q 2022	4Q 2022	1Q 2023
Aetna Better Health	130	130	132	138
Sunflower Health Plan	139	121	135	124
UnitedHealthcare	112	111	112	110



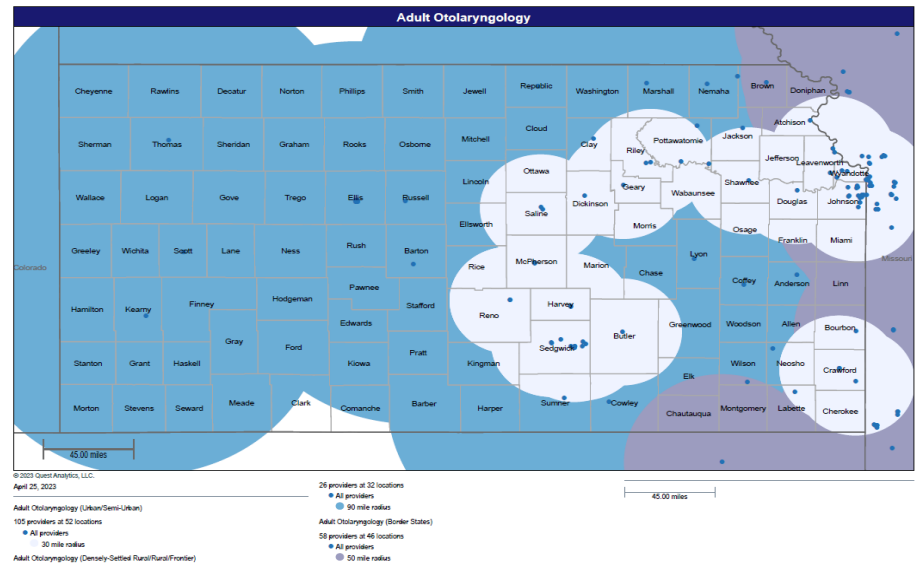
Aetna Better Health



Sunflower Health Plan



UnitedHealthcare

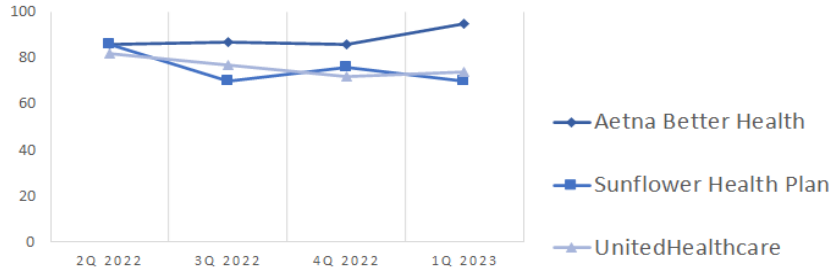


Physical Medicine/Rehab

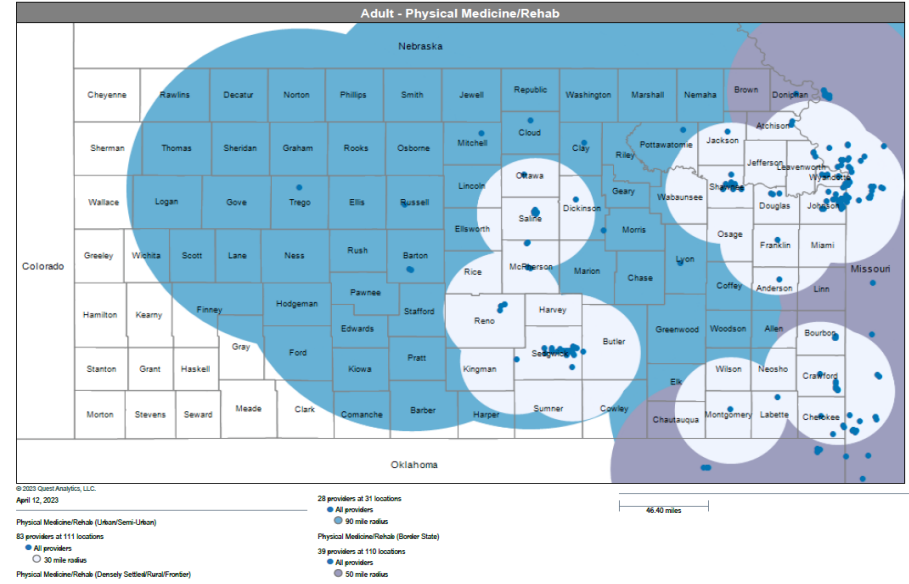
Quarterly Unique Provider Count

	2Q 2022	3Q 2022	4Q 2022	1Q 2023
Aetna Better Health	86	87	86	95
Sunflower Health Plan	86	70	76	70
UnitedHealthcare	82	77	72	74

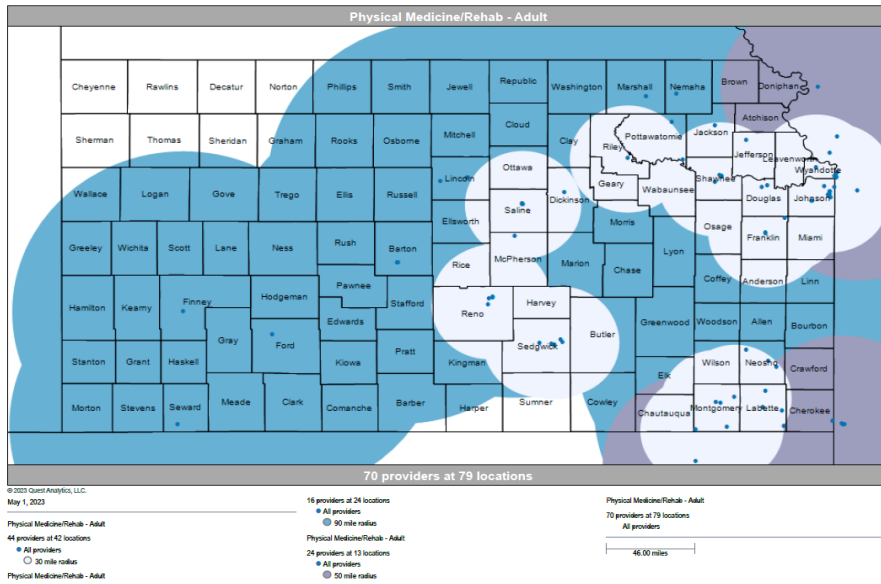
UNIQUE PROVIDER COUNT
ADULT PHYSICAL MEDICINE/REHAB



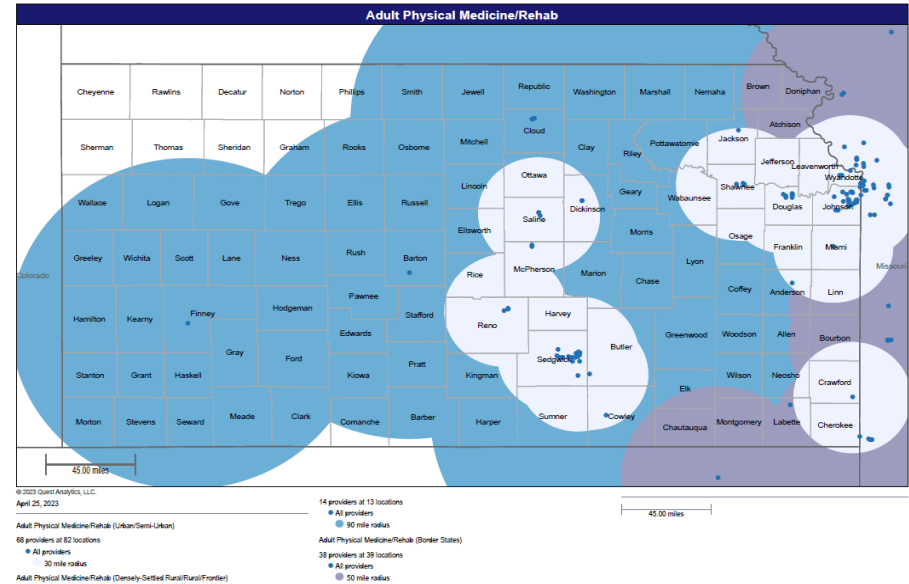
Aetna Better Health



Sunflower Health Plan



UnitedHealthcare

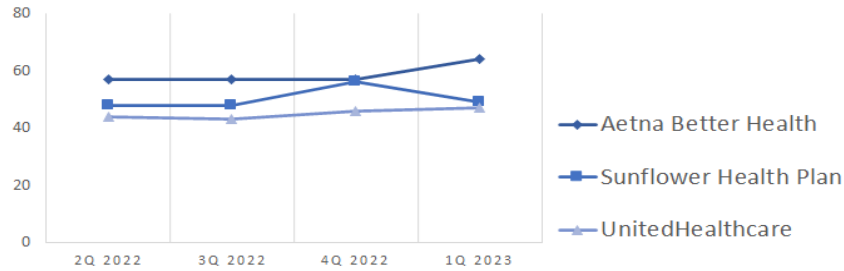


Plastic & Reconstructive Surgery

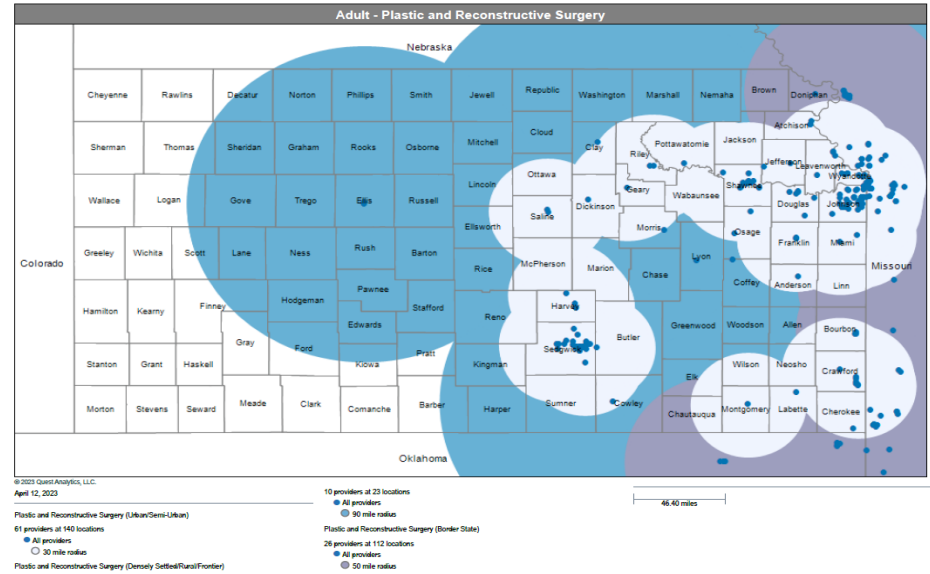
Quarterly Unique Provider Count

	2Q 2022	3Q 2022	4Q 2022	1Q 2023
Aetna Better Health	57	57	57	64
Sunflower Health Plan	48	48	56	49
UnitedHealthcare	44	43	46	47

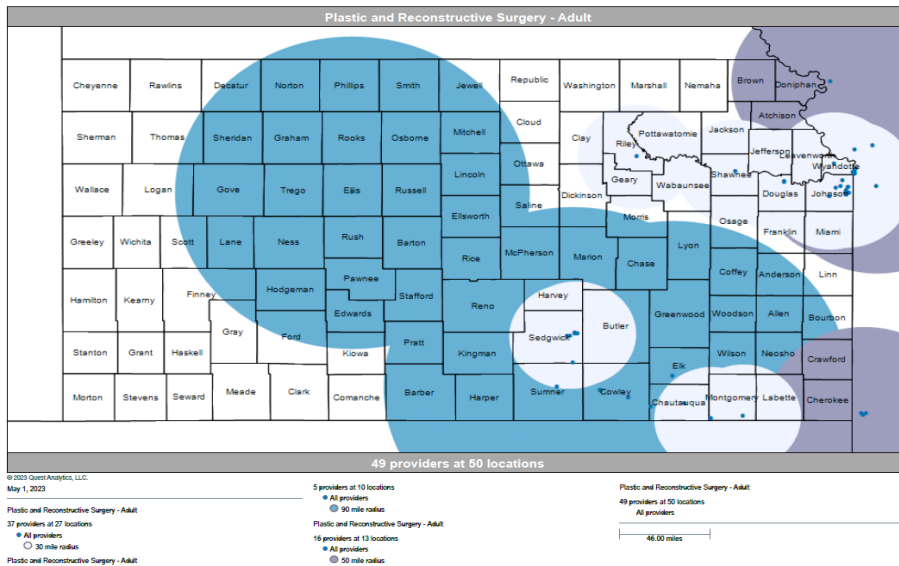
UNIQUE PROVIDER COUNT
ADULT PLASTIC SURGERY



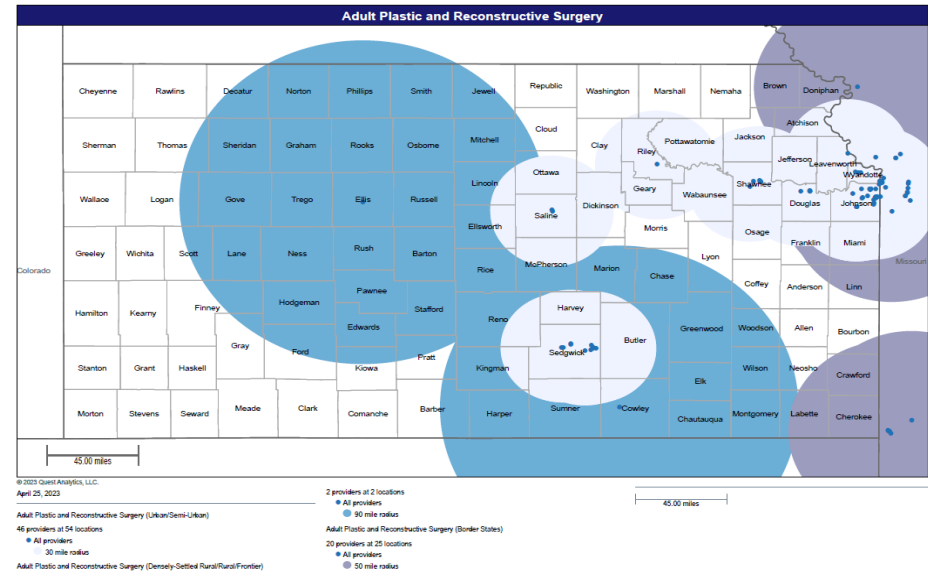
Aetna Better Health



Sunflower Health Plan



UnitedHealthcare

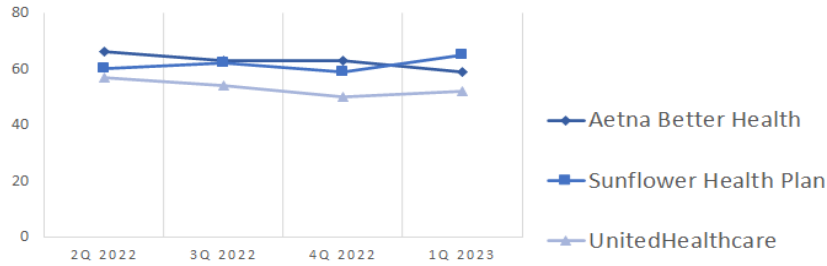


Podiatry

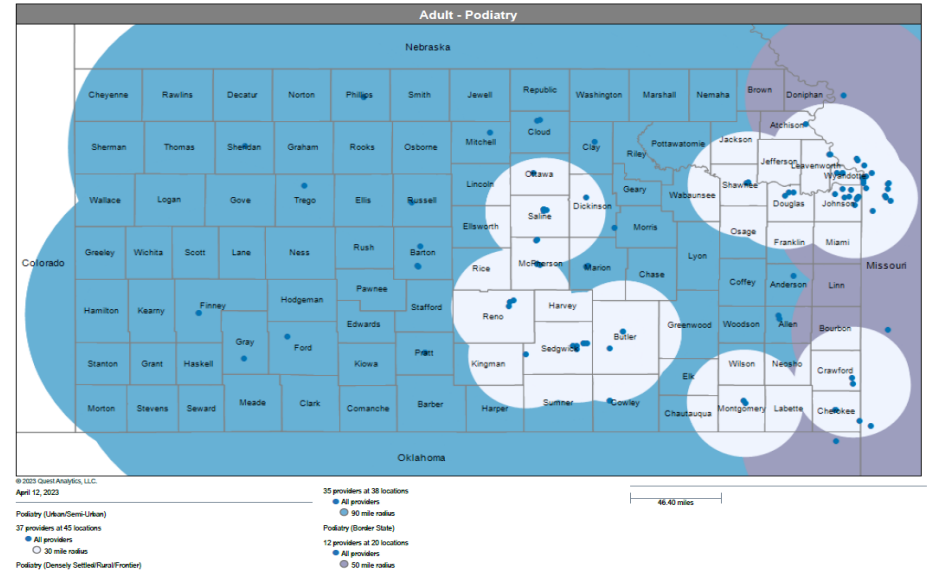
Quarterly Unique Provider Count

	2Q 2022	3Q 2022	4Q 2022	1Q 2023
Aetna Better Health	66	63	63	59
Sunflower Health Plan	60	62	59	65
UnitedHealthcare	57	54	50	52

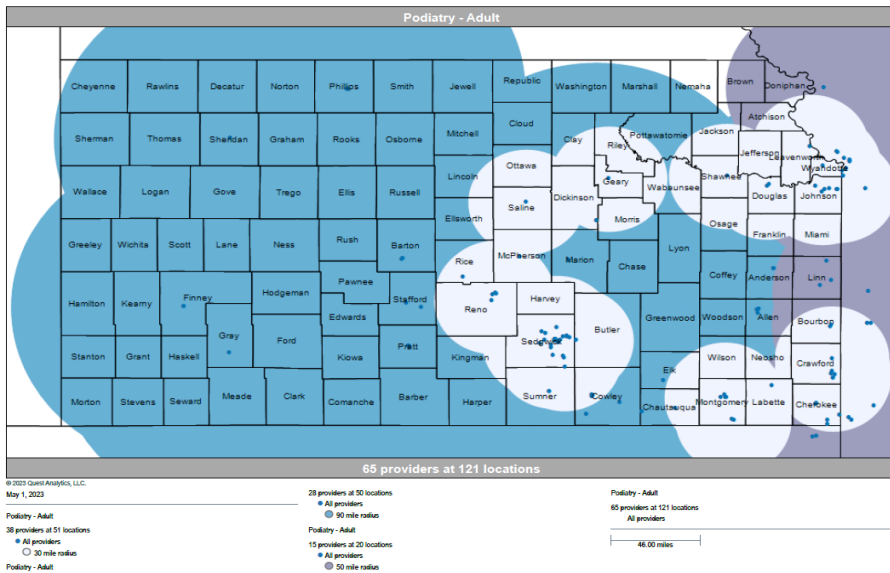
UNIQUE PROVIDER COUNT
ADULT PODIATRY



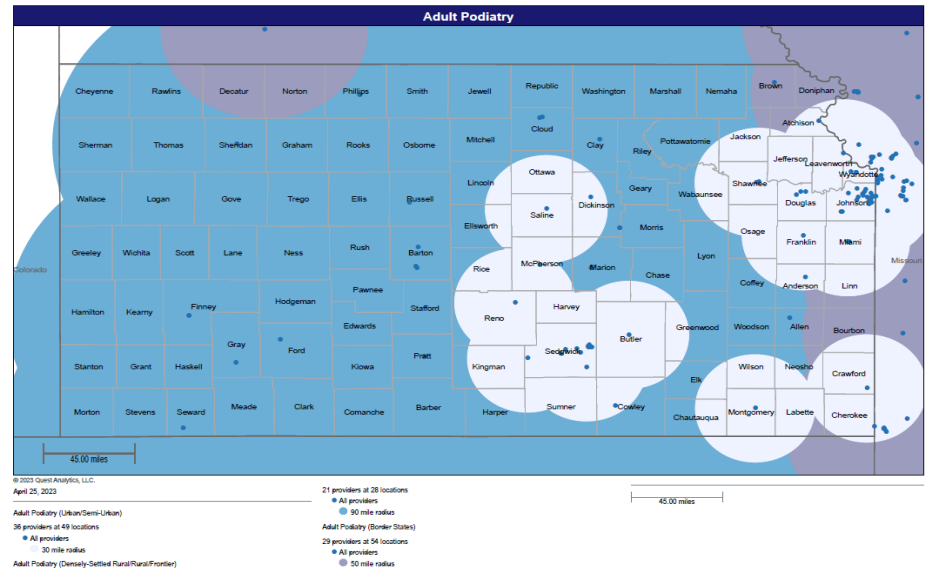
Aetna Better Health



Sunflower Health Plan



UnitedHealthcare

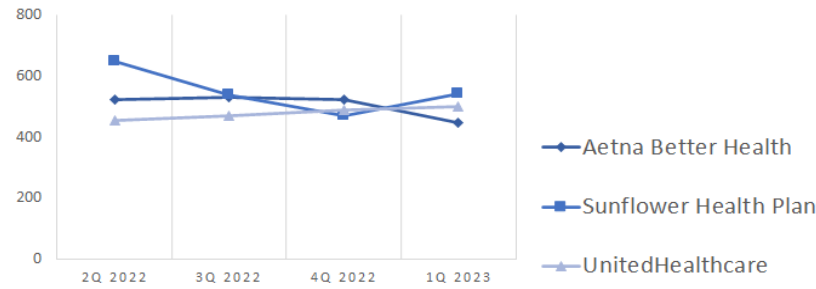


Psychiatrist

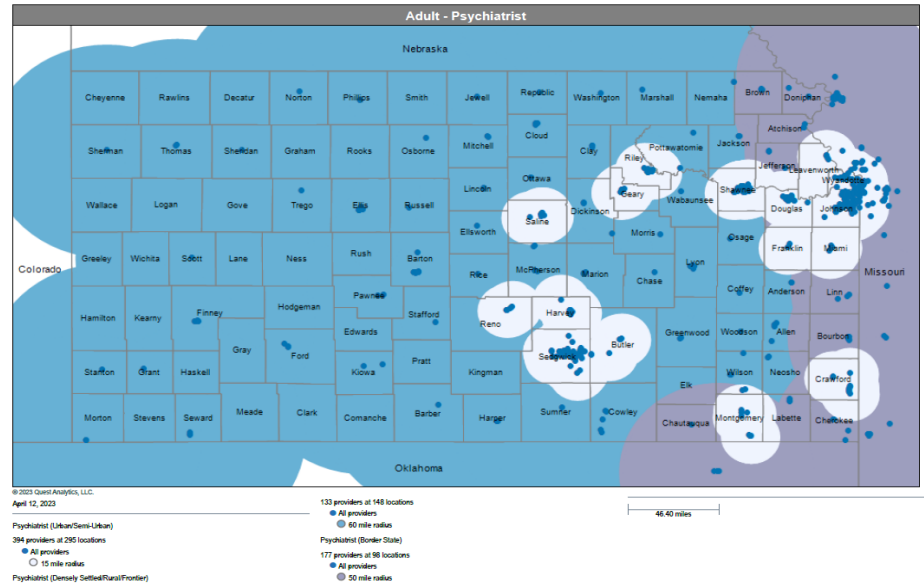
Quarterly Unique Provider Count

	2Q 2022	3Q 2022	4Q 2022	1Q 2023
Aetna Better Health	522	528	524	448
Sunflower Health Plan	647	537	470	541
UnitedHealthcare	454	469	489	501

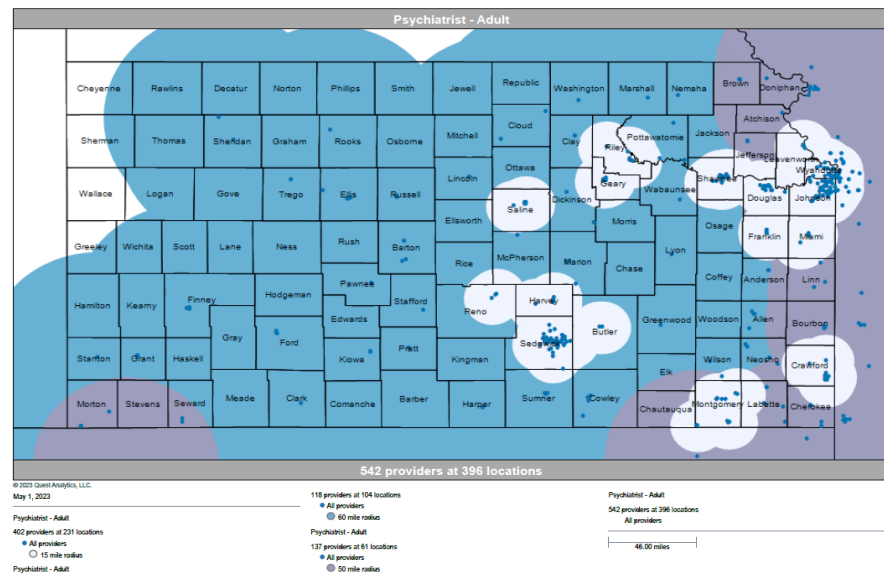
UNIQUE PROVIDER COUNT ADULT PSYCHIATRIST



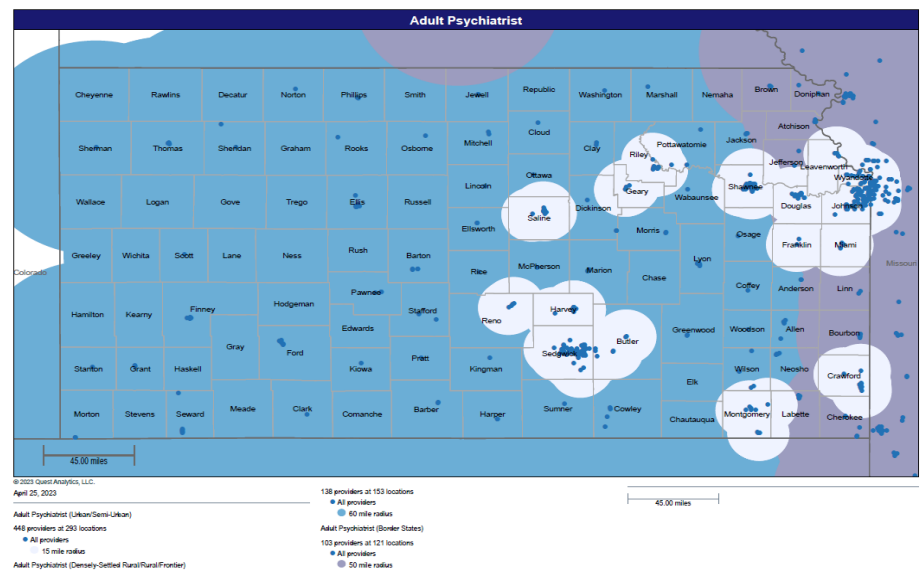
Aetna Better Health



Sunflower Health Plan



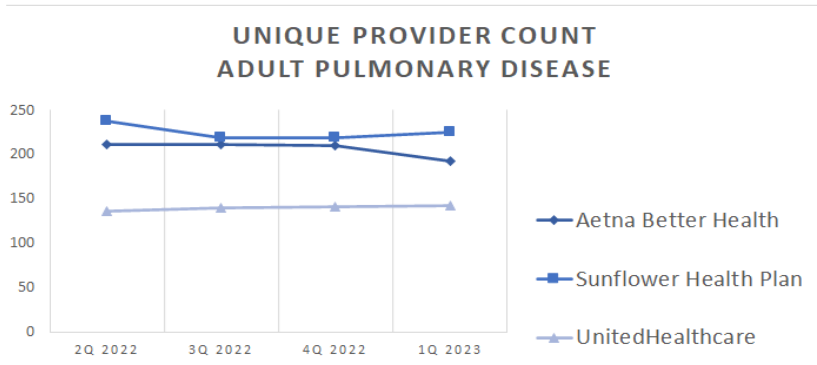
UnitedHealthcare



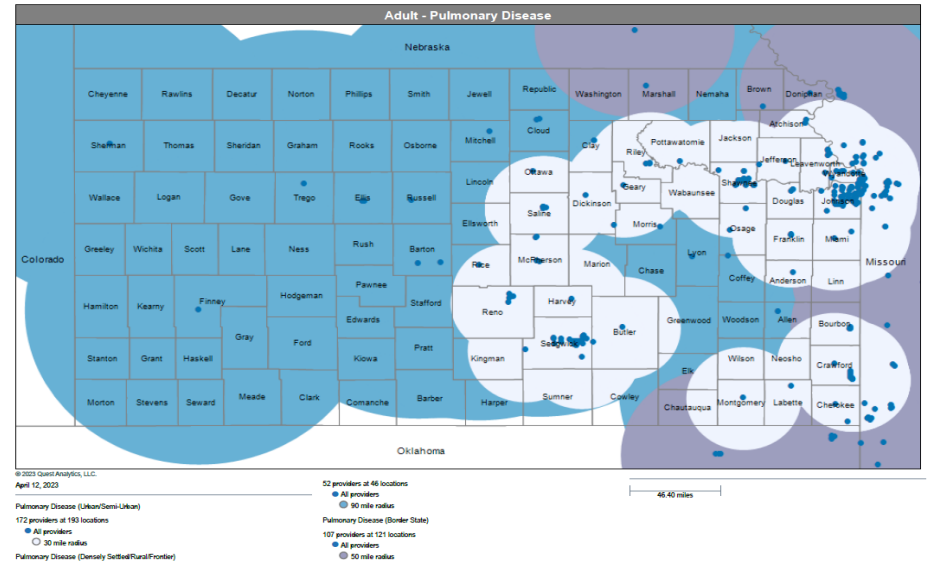
Pulmonary Disease

Quarterly Unique Provider Count

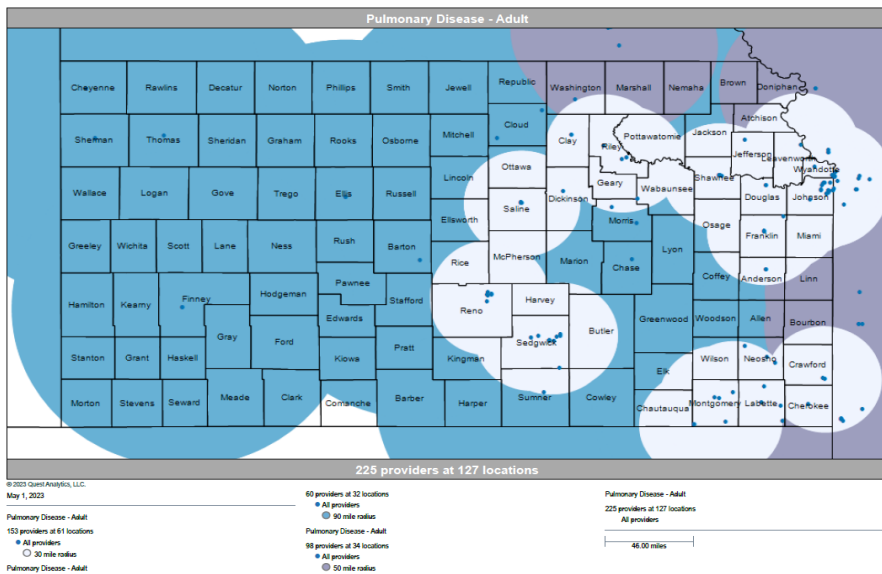
	2Q 2022	3Q 2022	4Q 2022	1Q 2023
Aetna Better Health	212	212	210	192
Sunflower Health Plan	238	219	219	225
UnitedHealthcare	136	140	141	143



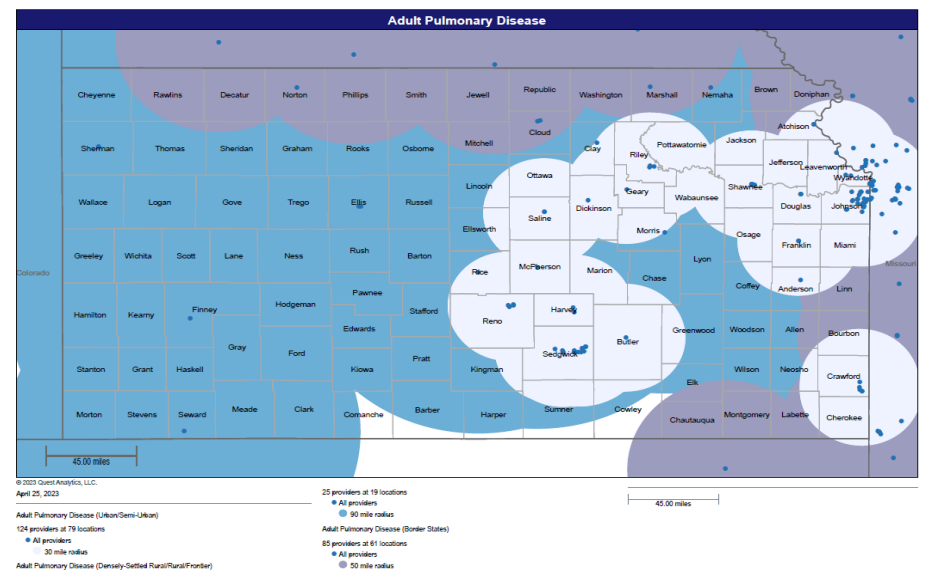
Aetna Better Health



Sunflower Health Plan



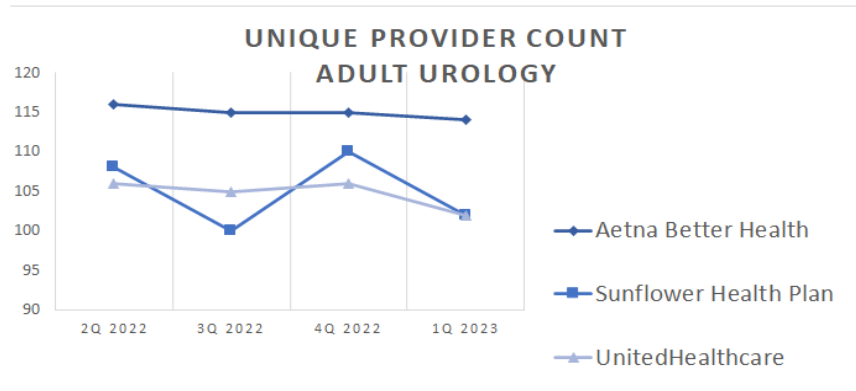
UnitedHealthcare



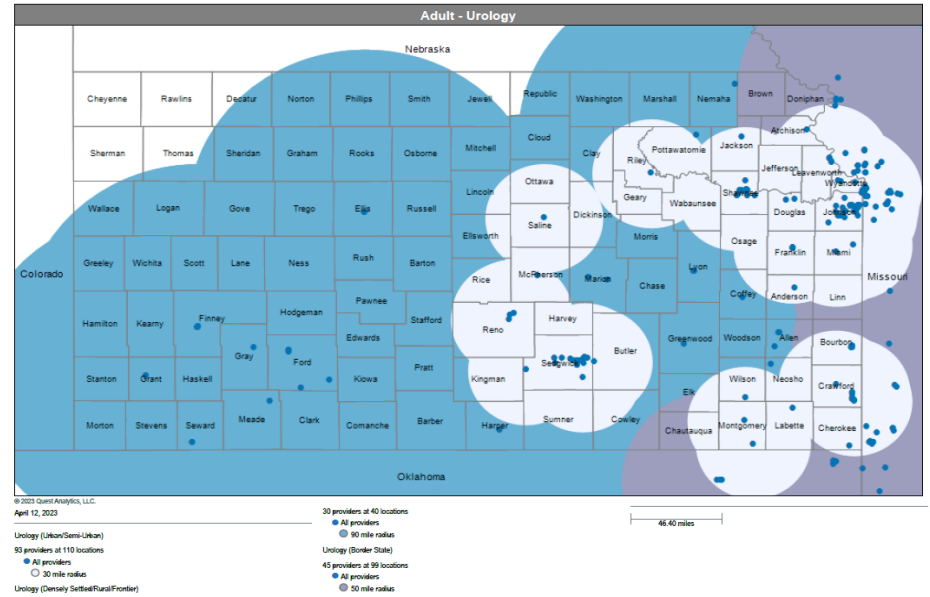
Urology

Quarterly Unique Provider Count

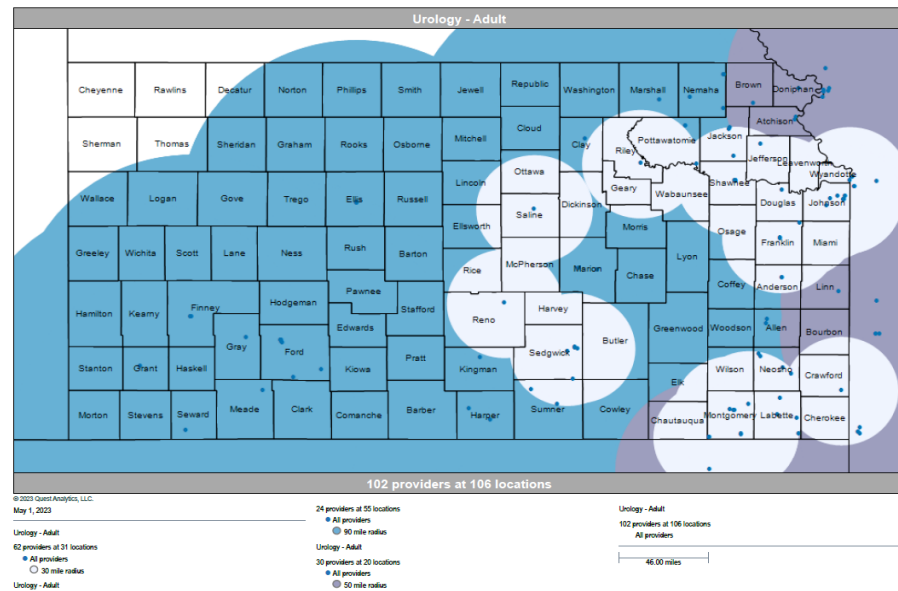
	2Q 2022	3Q 2022	4Q 2022	1Q 2023
Aetna Better Health	116	115	115	114
Sunflower Health Plan	108	100	110	102
UnitedHealthcare	106	105	106	102



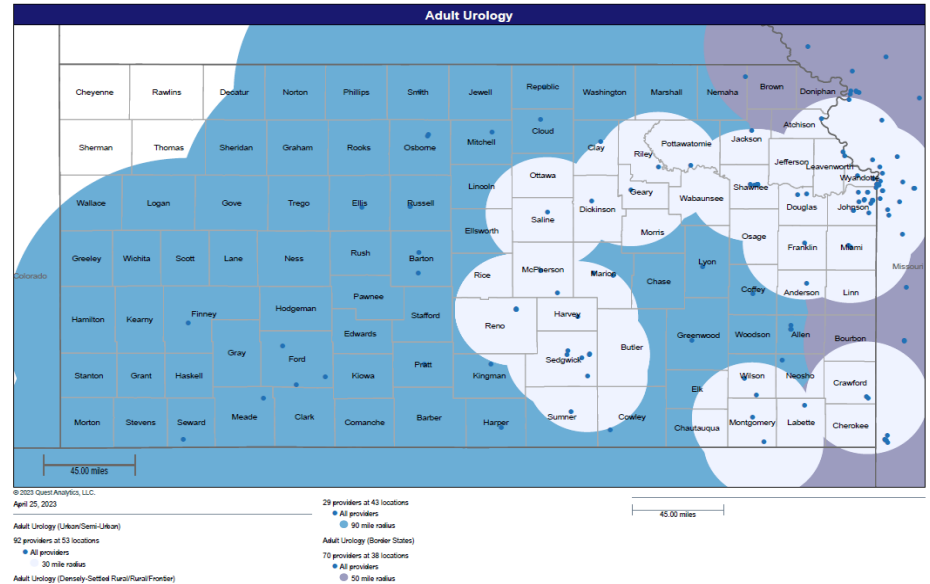
Aetna Better Health



Sunflower Health Plan



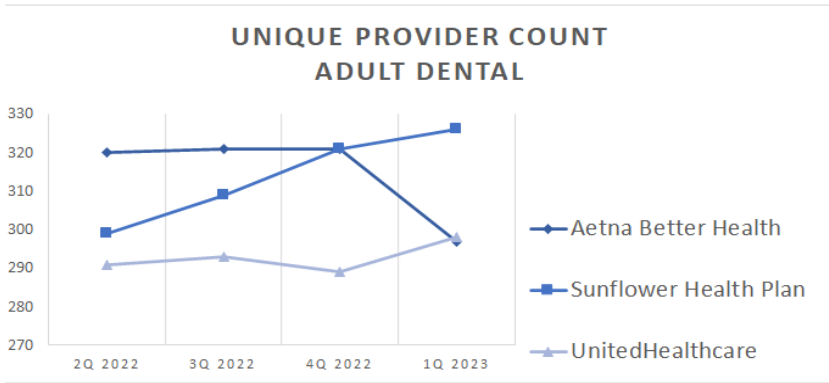
UnitedHealthcare



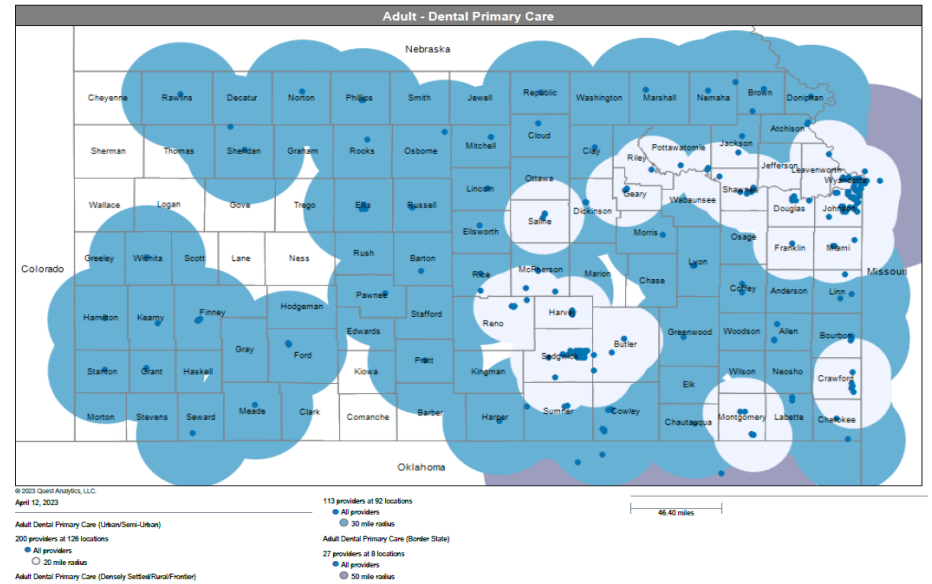
Dental Primary Care

Quarterly Unique Provider Count

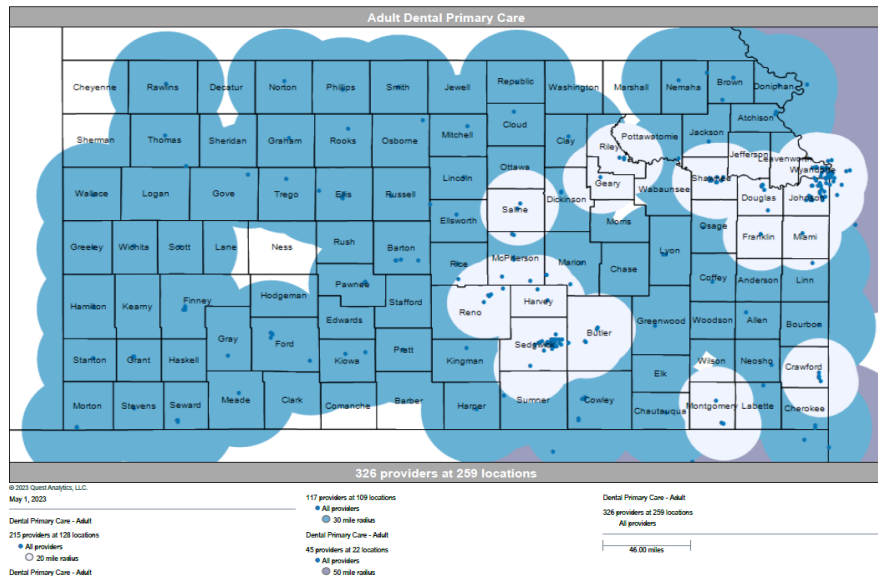
	2Q 2022	3Q 2022	4Q 2022	1Q 2023
Aetna Better Health	320	321	321	297
Sunflower Health Plan	299	309	321	326
UnitedHealthcare	291	293	289	298



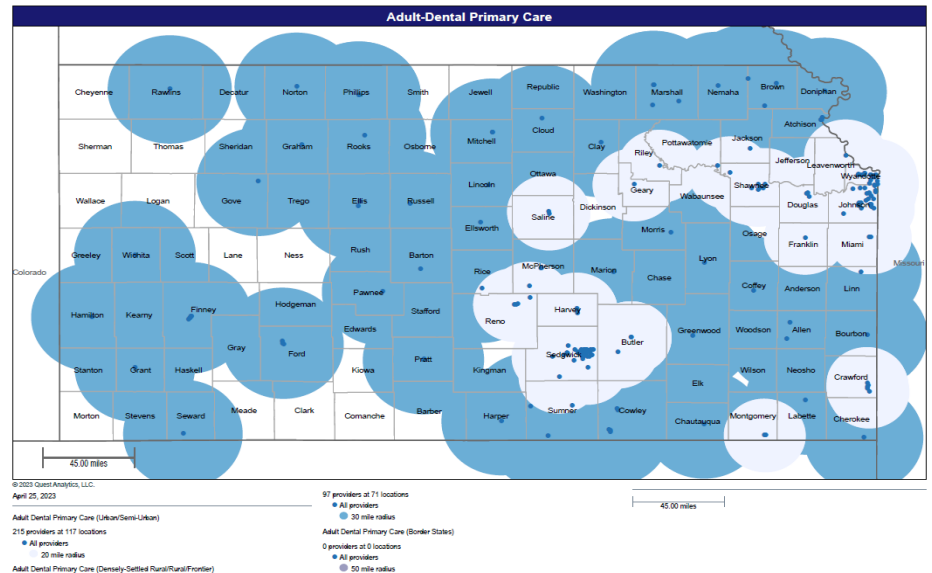
Aetna Better Health



Sunflower Health Plan



UnitedHealthcare

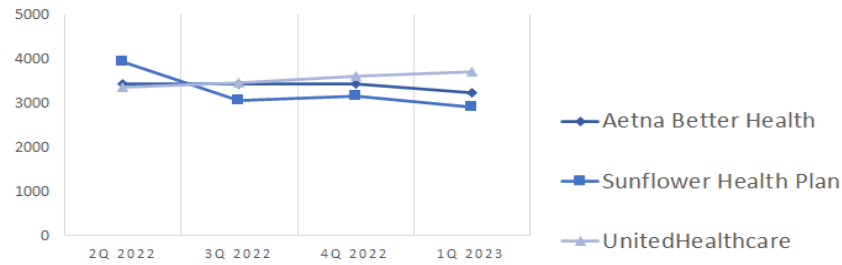


Behavioral Health

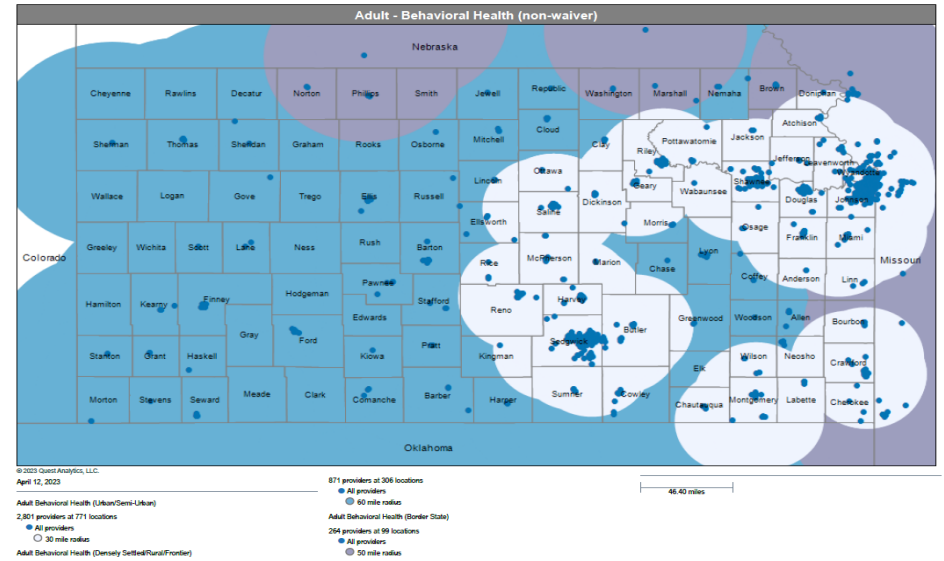
Quarterly Unique Provider Count

	2Q 2022	3Q 2022	4Q 2022	1Q 2023
Aetna Better Health	3433	3426	3429	3238
Sunflower Health Plan	3942	3059	3166	2908
UnitedHealthcare	3363	3462	3613	3713

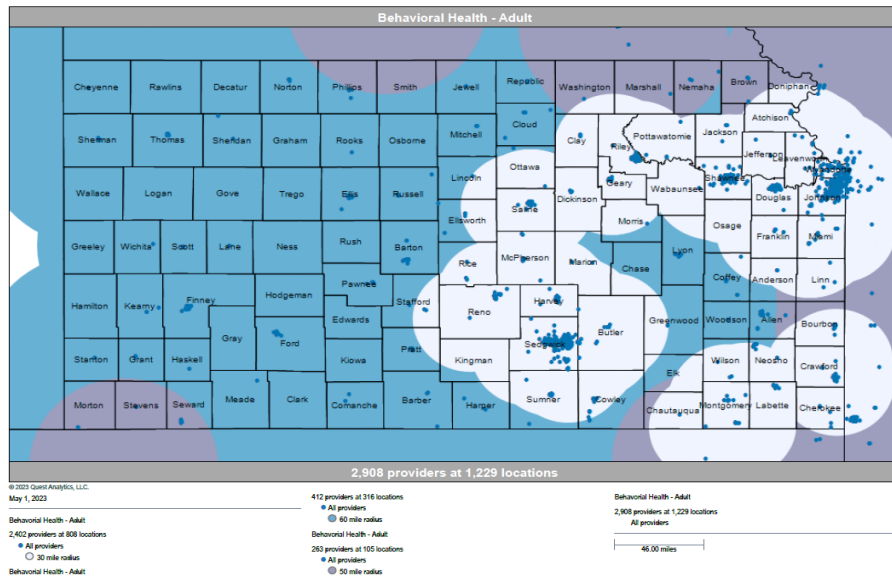
UNIQUE PROVIDER COUNT
ADULT BEHAVIORAL HEALTH



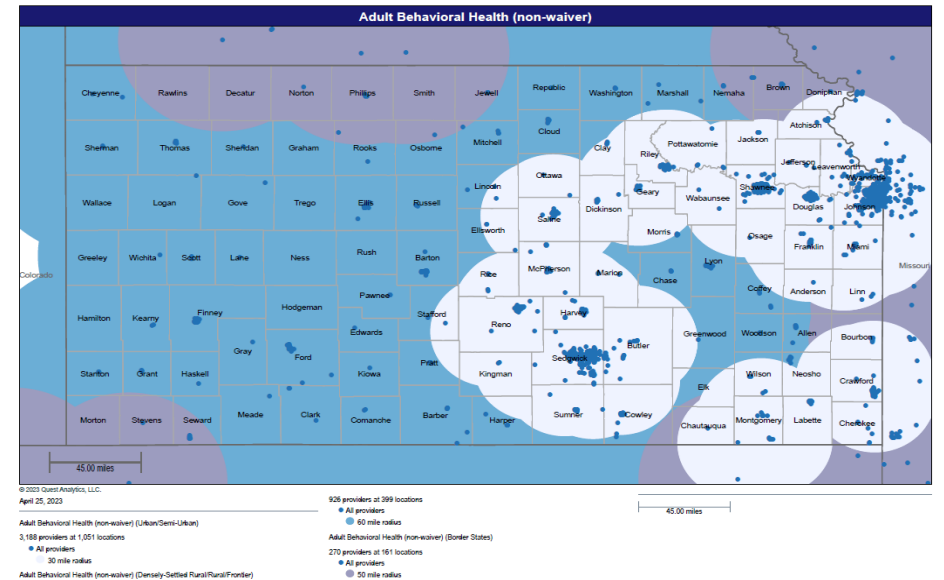
Aetna Better Health



Sunflower Health Plan



UnitedHealthcare





KanCare Managed Care Organization

Network Access As of April 1, 2023

Description of Provider Types and Specialties

Provider Type/Specialty	Description
Primary Care Provider (PCP)	<p>All KanCare members will select or be assigned to a PCP. The KanCare MCOs contract with PCPs to provide, to their members, primary care services including:</p> <ul style="list-style-type: none"> • Basic diagnosis and treatment of common illnesses and medical conditions • Counseling and education on safe health behaviors, self-care skills, treatment options, and preventive services • Referrals to specialists for treatment and management of more complex conditions <p>Family practitioners, general practitioners, internists, pediatricians, OB/GYNs, and other types of providers contracted to fulfill this purpose, may function as PCPs. In addition, physician assistants and nurse practitioners supporting the types of physicians listed above may function as PCPs. The access standard for urban and semi-urban counties is that a PCP be available within 20 miles of the member's residence. For rural and frontier counties, a PCP should be available within 30 miles of the member's residence.</p>
Allergy	<p>Allergists are doctors who specialize in diagnosis, treatment and management of allergies, asthma and immunologic disorders. The KanCare MCOs contract with allergists to provide these services to their members. The access standard for urban and semi-urban counties is that an allergist be available within 25 miles of the member's residence. For rural and frontier counties, an allergist should be available within 100 miles of the member's residence.</p>
Cardiology	<p>Cardiologists are doctors who specialize in diagnosing and treating diseases or conditions of the heart and blood vessels—the cardiovascular system. The KanCare MCOs contract with cardiologists and cardiovascular surgeons to provide these services to their members. The access standard for urban and semi-urban counties is that a cardiologist be available within 25 miles of the member's residence. For rural and frontier counties, a cardiologist should be available within 100 miles of the member's residence.</p>
Dermatology	<p>Dermatologists are doctors who specialize in diagnosis, treatment, and prevention of skin diseases or skin cancers. The KanCare MCOs contract with dermatologists to provide these services to their members. The access standard for urban and semi-urban counties is that a dermatologist be available within 25 miles of the member's residence. For rural and frontier counties, a dermatologist should be available within 100 miles of the member's residence.</p>
Internal Medicine	<p>Physicians specializing in internal medicine, internists, deal with the prevention, diagnosis, and treatment of adult diseases. The access standard for urban and semi-urban counties is that an internist be available within 25 miles of the member's residence. For rural and frontier counties, an internist should be available within 100 miles of the member's residence.</p>
Gastroenterology	<p>Gastroenterologists are doctors who specialize in diseases of the digestive tract. The KanCare MCOs contract with gastroenterologists to provide these services to their members. The access standard for urban and semi-urban counties is that a gastroenterologist be available within 25 miles of the member's residence. For rural and frontier counties, a gastroenterologist should be available within 100 miles of the member's residence.</p>
General Surgery	<p>A general surgeon is a physician who has been educated and trained in the diagnosis and preoperative, operative, and postoperative management of patient care. The KanCare MCOs contract with general surgeons to provide these services to their members. The access standard for urban and semi-urban counties is that a general surgeon be available within 25 miles of the member's residence. For rural and frontier counties, a general surgeon should be available within 100 miles of the member's residence.</p>
Hematology/Oncology	<p>Hematologists are doctors who specialize in diagnosis, treatment, and management of blood disorders. The KanCare MCOs contract with hematologists to provide these services to their members. The access standard for urban and semi-urban counties is that a hematologist be available within 25 miles of the member's residence. For rural and frontier counties, a hematologist should be available within 100 miles of the member's residence.</p>



KanCare Managed Care Organization Network Access As of April 1, 2023

Neonatology	Neonatologists are doctors who specialize in the treatment of newborn infants—especially premature and ill infants. The KanCare MCOs contract with neonatologists to provide these services to their members. The access standard for urban and semi-urban counties is that a neonatologist be available within 25 miles of the member’s residence. For rural and frontier counties, a neonatologist should be available within 100 miles of the member’s residence.
Nephrology	Nephrologists are doctors who specialize in diagnosis and management of kidney diseases. The KanCare MCOs contract with nephrologists to provide these services to their members. The access standard for urban and semi-urban counties is that a nephrologist be available within 25 miles of the member’s residence. For rural and frontier counties, a nephrologist should be available within 100 miles of the member’s residence.
Neurology	Neurologists are doctors who specialize in diagnosis and treatment of disorders of the nervous system. The KanCare MCOs contract with neurologists to provide these services to their members. The access standard for urban and semi-urban counties is that a neurologist be available within 25 miles of the member’s residence. For rural and frontier counties, a neurologist should be available within 100 miles of the member’s residence.
Neurosurgery	Neurosurgeons are doctors who specialize in brain and spinal surgery. The KanCare MCOs contract with neurosurgeons to provide these services to their members. The access standard for urban and semi-urban counties is that a neurosurgeon be available within 25 miles of the member’s residence. For rural and frontier counties, a neurosurgeon should be available within 100 miles of the member’s residence.
OB/GYN	An obstetrician/gynecologist (OB/GYN) is a physician who both delivers babies and treats diseases of the female reproductive organs. The KanCare MCOs contract with OB/GYNs, including specialists in maternal fetal medicine and certified nurse midwives, to provide these services to their members. The access standard for urban and semi-urban counties is that an OB/GYN be available within 15 miles of the member’s residence. For rural and frontier counties, an OB/GYN should be available within 60 miles of the member’s residence.
Ophthalmology	An ophthalmologist is a physician specializing in medical and surgical eye problems. Since ophthalmologists perform operations on eyes, they are both surgical and medical specialists. The KanCare MCOs contract with ophthalmologists to provide these services to their members. The access standard for urban and semi-urban counties is that an ophthalmologist be available within 25 miles of the member’s residence. For rural and frontier counties, an ophthalmologist should be available within 100 miles of the member’s residence.
Orthopedics	Orthopedists are doctors who specialize in disorders of the bones, ligaments, tendons and joints. The KanCare MCOs contract with orthopedists to provide these services to their members. The access standard for urban and semi-urban counties is that an orthopedist be available within 25 miles of the member’s residence. For rural and frontier counties, an orthopedist should be available within 100 miles of the member’s residence.
Otolaryngology	An otolaryngologist is a physician who specializes in the diagnosis and treatment of disorders of the head and neck. This specialty is more commonly known as ENT (ear, nose, and throat). The access standard for urban and semi-urban counties is that an otolaryngologist be available within 25 miles of the member’s residence. For rural and frontier counties, an otolaryngologist should be available within 100 miles of the member’s residence.
Physical Medicine/Rehab	Physical medicine and rehabilitation is an area of medicine that strives to restore and enhance function and quality of life to those with physical impairments or disabilities. A physician in this field, a physiatrist, specializes in restoring function to people with injuries to the muscles, bones, tissues, and nervous system (such as stroke patients). The access standard for urban and semi-urban counties is that a physiatrist be available within 25 miles of the member’s residence. For rural and frontier counties, a physiatrist should be available within 100 miles of the member’s residence.
Plastic & Reconstructive Surgery	A plastic surgeon specializes in the correction or restoration of form and function. Although cosmetic surgery is the most well-known type of plastic surgery, most plastic surgery is not cosmetic. Plastic surgeons deal with reconstructive surgery as well as the treatment of burns. The access standard for urban and semi-urban counties is that a plastic surgeon be available within 25 miles of the member’s residence. For rural and frontier counties, a plastic surgeon should be available within 100 miles of the member’s residence.



KanCare Managed Care Organization Network Access As of April 1, 2023

Podiatry	A podiatrist is a physician who specializes in the diagnosis and treatment of disorders of the foot, ankle, and lower extremities. The access standard for urban and semi-urban counties is that a podiatrist be available within 25 miles of the member's residence. For rural and frontier counties, a podiatrist should be available within 100 miles of the member's residence.
Psychiatrist	A psychiatrist is a physician who specializes in the prevention, diagnosis, and treatment of mental, addictive, and emotional disorders. The KanCare MCOs contract with psychiatrists to provide these services to their members. The access standard for urban and semi-urban counties is that a psychiatrist be available within 15 miles of the member's residence. For rural and frontier counties, a psychiatrist should be available within 60 miles of the member's residence.
Pulmonary Disease	A pulmonologist is a physician who diagnoses and treats diseases and conditions of the lungs and chest. Pulmonology often involves managing patients who need life support and mechanical ventilation. The access standard for urban and semi-urban counties is that a pulmonologist be available within 25 miles of the member's residence. For rural and frontier counties, a pulmonologist should be available within 100 miles of the member's residence.
Urology	Urology focuses on the urinary tract in males and females, and on the reproductive system in males. Urologists diagnose, treat, and manage patients with urological disorders. The organs covered by urology include the kidneys, ureters, urethra, urinary bladder, adrenal gland and the male reproductive organs. The access standard for urban and semi-urban counties is that a urologist be available within 25 miles of the member's residence. For rural and frontier counties, a urologist should be available within 100 miles of the member's residence.
Hospital	Hospitals are healthcare institutions that provide patient treatment by specialized staff and equipment. Hospitals most commonly provide overnight stays for people with serious or life threatening health problems, emergency care, and surgical care. The KanCare MCOs contract with hospitals to provide these services to their members. The access standard for both urban and rural counties is that a hospital be available within 30 miles of the member's residence.
Optometry	An optometrist is a health care professional who is licensed to provide primary eye care services. The KanCare MCOs contract with optometrists to provide these services to their members. The access standard for both urban and rural counties is that an optometrist be available within 30 minutes transport time of the member's residence. The plans have used 30 miles as a proxy for 30 minutes transport time.
Dental Primary Care	Dental primary care includes dental procedures or protocols that attempt to preserve oral hard tissues (teeth) and soft tissues (gums) in good health. Common examples of services include checkups, cleanings, fluoride treatment and sealants. The KanCare MCOs contract with dental providers, including general dentistry practitioners and pediatric dentists, to provide primary dental care services to their members. The access standard for urban and semi-urban counties is that dental primary care be available within 20 miles of the member's residence. For rural and frontier counties, dental primary care should be available within 30 miles of the member's residence.
Retail Pharmacy	Retail pharmacists are medical professionals who prepare and sell prescription drugs as directed by physicians. Pharmacists use their knowledge and training to counsel customers on the appropriate dosages as well as provide instructions concerning the safety of combining certain medications. The KanCare MCOs contract with retail pharmacies to provide these services to their members. The access standard for urban and semi-urban counties is that a retail pharmacy be available within 10 miles of the member's residence. For rural and frontier counties, a retail pharmacy should be available within 30 miles of the member's residence.
Behavioral Health	Behavioral healthcare refers to a continuum of services for individuals at risk of, or suffering from, mental, behavioral, or addictive disorders. The KanCare MCOs contract with behavioral health providers, including mental health and substance use disorder providers, to offer these services to their members. The access standard for urban and semi-urban counties is that behavioral health services be available within 30 miles of the member's residence. For densely-settled rural counties, behavioral health services should be available within 45 miles of the member's residence. For rural and frontier counties, behavioral health services should be available within 60 miles of the member's residence. The KanCare MCOs were instructed to exclude Community Mental Health Centers (CMHCs), Psychiatric Residential Treatment Facilities (PRTFs), and Regional Alcohol and Drug Assessment Centers (RADACs) when creating these maps, as all of these providers must be in network for all plans due to the nature of service they provide.