



GEO-ACCESS MAPS

For 3rd Quarter, 2022

The following Geo-Access maps are generated by the KanCare Managed Care Organizations (MCOs) each quarter and illustrate the geographical coverage of providers throughout the state for specific provider types. The format for the maps has been updated to reflect changes with KanCare 2.0 and in accordance with the Medicaid and CHIP Managed Care Final Rule.

The Geographic Mapping Reports allow KDHE to evaluate the growth of the network, identify gaps in coverage, monitor MCO compliance with the KanCare Network Adequacy Standards, and provide constructive feedback to the MCOs.

The provider categories included in the maps are listed below:

- Adult Primary Care Providers (PCPs)
- Pediatric Primary Care Providers (PCPs)
- OB/GYN
- Adult Behavioral Health (non-waiver)
- Pediatric Behavioral Health (non-waiver)
- Adult Specialists
- Pediatric Specialists
- Hospital
- Pharmacy
- Dental and Vision
- Ancillary Services
- HCBS (fixed-site)

Each map identifies the specialty and—where applicable—population for the service identified. Only providers contracted for the specified service are shown, including providers in border states. Provider service locations are identified on each map as a small dot and colored circles are used to represent the radius in miles from each provider service location (for the identified urban-rural classification). The size of each circle corresponds to distance requirements identified in the network standards.

For each map, a count will display the number of unique providers and locations. In some instances, many providers practice in a single location. Providers may also have multiple practice locations.

The index below identifies the classification indicators used in the maps. For all maps, the following scale is used.



Adult Services

- Urban/Semi-Urban
- Densely Settled/Rural/Frontier
- Border State
- Provider Locations

Pediatric Services

- Urban/Semi-Urban
- Densely Settled/Rural/Frontier
- Border State
- Provider Locations

HCBS Services

- Urban/Semi-Urban
- Densely Settled/Rural/Frontier
- Border State
- Provider Locations

Hospital, Ancillary, Pharmacy, and Vision Services

- Urban/Semi-Urban
- Densely Settled/Rural/Frontier
- Border State
- Provider Locations



KanCare Managed Care Organization
 Mapped Provider Count Report
Aetna Better Health

Provider Specialty Type	# Unique Providers	# Unique Locations	URBAN & SEMI-URBAN		RURAL & FRONTIER	
			Percent of Members within Access Standard	Mean Distance from Member to Provider Type	Percent of Members within Access Standard	Mean Distance from Member to Provider Type
Primary Care Physicians			<i>20 MILES / 40 MINUTES</i>		<i>30 MILES / 45 MINUTES</i>	
Adult Primary Care Providers	2503	823	100.0%	1.5	100.0%	3.9
Pediatric Primary Care Providers	3119	860	100.0%	1.6	100.0%	3.9
OB/GYN			<i>15 MILES / 30 MINUTES</i>		<i>60 MILES / 90 MINUTES</i>	
OB/GYN	503	268	99.9%	3.1	100.0%	13.1
Behavioral Health			<i>30 MILES / 60 MINUTES</i>		<i>60 MILES / 90 MINUTES</i>	
Adult Behavioral Health	3426	1100	100.0%	1.3	100.0%	5.6
Pediatric Behavioral Health	4034	1118	100.0%	1.4	100.0%	5.6
Specialist			<i>30 MILES / 60 MINUTES</i>		<i>90 MILES / 135 MINUTES</i>	
ADULT SPECIALIST			<i>30 MILES / 60 MINUTES</i>		<i>90 MILES / 135 MINUTES</i>	
Allergy	40	55	97.6%	8.0	100.0%	37.3
Cardiology	509	302	100.0%	2.9	100.0%	15.5
Dermatology	59	123	100.0%	4.7	100.0%	20.3
Gastroenterology	144	115	100.0%	7.5	99.7%	40.4
General Surgery	468	368	100.0%	3.0	100.0%	7.7
Hematology/Oncology	244	192	100.0%	4.1	100.0%	18.2
Nephrology	136	165	100.0%	4.7	100.0%	24.8
Neurology	358	241	100.0%	3.9	100.0%	14.6
Ophthalmology	118	104	100.0%	6.3	100.0%	24.8
Orthopedics	301	256	100.0%	3.2	100.0%	10.3
Otolaryngology	130	106	100.0%	5.3	100.0%	26.6
Physical Medicine/Rehab	87	99	100.0%	6.4	90.6%	50.4
Plastic and Reconstructive Surgery	57	95	96.8%	9.2	92.3%	55.8
Podiatry	63	100	100.0%	6.2	100.0%	21.0
Psychiatrist	528	427	100.0%	2.2	100.0%	7.7
NOTE: The standard for this specialty differs from other specialties in this group.			<i>15 MILES / 30 MINUTES</i> ↑		<i>60 MILES / 90 MINUTES</i> ↑	
Pulmonary Disease	212	158	100.0%	5.5	100.0%	27.1
Urology	115	87	100.0%	6.2	99.8%	24.4



KanCare Managed Care Organization
 Mapped Provider Count Report
Aetna Better Health

Provider Specialty Type	# Unique Providers	# Unique Locations	URBAN & SEMI-URBAN		RURAL & FRONTIER	
			Percent of Members within Access Standard	Mean Distance from Member to Provider Type	Percent of Members within Access Standard	Mean Distance from Member to Provider Type
PEDIATRIC SPECIALIST			30 MILES / 60 MINUTES		90 MILES / 135 MINUTES	
Allergy	40	56	98.1%	7.9	100.0%	41.7
Cardiology	509	302	100.0%	3.2	100.0%	15.3
Dermatology	59	123	100.0%	4.9	100.0%	19.8
Gastroenterology	144	115	100.0%	7.3	99.7%	43.6
General Surgery	466	367	100.0%	3.3	100.0%	7.6
Hematology/Oncology	244	192	100.0%	4.3	100.0%	17.3
Neonatology	57	26	97.3%	12.3	66.8%	96.1
Nephrology	136	165	100.0%	4.7	100.0%	27.0
Neurology	358	241	100.0%	4.1	100.0%	15.1
Ophthalmology	118	104	100.0%	5.9	100.0%	27.1
Orthopedics	302	257	100.0%	3.4	100.0%	10.4
Otolaryngology	130	106	100.0%	5.5	100.0%	29.7
Physical Medicine/Rehab	87	99	100.0%	6.3	84.9%	61.1
Plastic and Reconstructive Surgery	57	95	97.3%	8.6	86.9%	65.6
Podiatry	63	100	100.0%	6.2	100.0%	22.3
Psychiatrist	526	427	100.0%	2.4	100.0%	7.8
NOTE: The standard for this specialty differs from other specialties in this group.			15 MILES / 30 MINUTES ↑		60 MILES / 90 MINUTES ↑	
Pulmonary Disease	212	158	100.0%	5.5	100.0%	29.7
Urology	115	87	100.0%	6.4	99.6%	23.8
Hospital			30 MILES / 60 MINUTES		60 MILES / 90 MINUTES	
Hospital	145	149	100.0%	4.6	100.0%	7.0
Pharmacy			10 MILES / 20 MINUTES		30 MILES / 45 MINUTES	
Pharmacy	686	682	99.9%	1.6	100.0%	4.2
Vision			30 MILES / 60 MINUTES		60 MILES / 90 MINUTES	
Optometry	405	302	100.0%	2.0	100.0%	8.5
Dental			20 MILES / 40 MINUTES		30 MILES / 45 MINUTES	
Adult Dental Primary Care	321	225	100.0%	2.6	97.9%	9.2
Pediatric Dental Primary Care	377	253	100.0%	2.5	97.5%	9.0



KanCare Managed Care Organization
 Mapped Provider Count Report
Aetna Better Health

Provider Specialty Type	# Unique Providers	# Unique Locations	URBAN & SEMI-URBAN		RURAL & FRONTIER	
			Percent of Members within Access Standard	Mean Distance from Member to Provider Type	Percent of Members within Access Standard	Mean Distance from Member to Provider Type
Ancillary Services			<i>30 MILES / 60 MINUTES</i>		<i>60 MILES / 90 MINUTES</i>	
Physical Therapy	660	238	100.0%	3.1	98.8%	15.5
Occupational Therapy	221	125	100.0%	4.2	92.7%	31.1
Speech Therapy	235	118	97.6%	6.7	92.7%	36.8
X-Ray	161	166	100.0%	4.2	100.0%	7.0
Lab	188	197	100.0%	4.4	100.0%	6.5
NOTE: The standard for this specialty differs from other specialties in this group.					<i>30 MILES / 60 MINUTES</i> ↑	

Provider Specialty Type	# Unique Providers	# Unique Locations	URBAN & SEMI-URBAN		RURAL & FRONTIER	
			Percent of Members within Access Standard	Mean Distance from Member to Specialist	Percent of Members within Access Standard	Mean Distance from Member to Specialist
Adult Day Care PT 55/PS 410/PC S5101 & S5102			<i>30 MILES / 60 MINUTES</i>		<i>60 MILES / 100 MINUTES</i>	
FE Waiver Providers	143	150	100.0%	4.1	100.0%	12.7
Day Supports PT 55/PS 520/PC T2021			<i>30 MILES / 60 MINUTES</i>		<i>60 MILES / 100 MINUTES</i>	
IDD Waiver Providers	126	141	100.0%	3.5	100.0%	17.1



KanCare Managed Care Organization
 Mapped Provider Count Report
Sunflower State Health Plan

Provider Specialty Type	# Unique Providers	# Unique Locations	URBAN & SEMI-URBAN		RURAL & FRONTIER	
			Percent of Members within Access Standard	Mean Distance from Member to Provider Type	Percent of Members within Access Standard	Mean Distance from Member to Provider Type
Primary Care Physicians			<i>20 MILES / 40 MINUTES</i>		<i>30 MILES / 45 MINUTES</i>	
Adult Primary Care Providers	3,506	1,141	100.0%	1.3	100.0%	2.9
Pediatric Primary Care Providers	4,277	1,188	100.0%	1.4	100.0%	3.2
OB/GYN			<i>15 MILES / 30 MINUTES</i>		<i>60 MILES / 90 MINUTES</i>	
OB/GYN	466	216	99.9%	3.2	98.9%	15.5
Behavioral Health			<i>30 MILES / 60 MINUTES</i>		<i>60 MILES / 90 MINUTES</i>	
Adult Behavioral Health	3,059	1,274	100.0%	1.2	100.0%	5.3
Pediatric Behavioral Health	3,992	1,304	100.0%	1.2	100.0%	5.4
Specialist			<i>30 MILES / 60 MINUTES</i>		<i>90 MILES / 135 MINUTES</i>	
ADULT SPECIALIST			<i>30 MILES / 60 MINUTES</i>		<i>90 MILES / 135 MINUTES</i>	
Allergy	38	35	100.0%	6.8	100.0%	34.1
Cardiology	469	178	100.0%	4.1	100.0%	18.3
Dermatology	78	69	100.0%	6.6	97.0%	39.2
Gastroenterology	125	74	100.0%	6.4	99.8%	35.9
General Surgery	447	280	100.0%	3.4	100.0%	8.7
Hematology/Oncology	223	93	100.0%	5.0	100.0%	23.5
Nephrology	119	78	100.0%	5.7	100.0%	26.9
Neurology	365	161	100.0%	4.6	100.0%	22.2
Ophthalmology	151	184	100.0%	3.3	100.0%	16.3
Orthopedics	292	182	100.0%	3.7	100.0%	11.2
Otolaryngology	121	72	100.0%	5.6	100.0%	35.3
Physical Medicine/Rehab	70	65	100.0%	6.0	99.2%	34.5
Plastic and Reconstructive Surgery	48	42	92.0%	15.0	94.1%	57.4
Podiatry	62	63	99.9%	6.8	100.0%	28.1
Psychiatrist*	537	328	99.9%	2.2	99.9%	11.9
*NOTE: The standard for this specialty differs from other specialties in this group.			<i>15 MILES / 30 MINUTES</i>		<i>60 MILES / 90 MINUTES</i>	
Pulmonary Disease	219	98	100.0%	5.4	100.0%	28.2
Urology	100	65	100.0%	6.5	99.7%	28.5



KanCare Managed Care Organization
 Mapped Provider Count Report
Sunflower State Health Plan

Provider Specialty Type	# Unique Providers	# Unique Locations	URBAN & SEMI-URBAN		RURAL & FRONTIER	
			Percent of Members within Access Standard	Mean Distance from Member to Provider Type	Percent of Members within Access Standard	Mean Distance from Member to Provider Type
PEDIATRIC SPECIALIST			30 MILES / 60 MINUTES		90 MILES / 135 MINUTES	
Allergy	40	37	100.0%	6.8	100.0%	37.1
Cardiology	473	181	100.0%	4.2	100.0%	19.0
Dermatology	78	69	100.0%	6.5	97.0%	38.6
Gastroenterology	128	75	100.0%	6.3	99.8%	38.4
General Surgery	452	282	100.0%	3.6	100.0%	8.7
Hematology/Oncology	225	94	100.0%	5.3	100.0%	24.3
Neonatology	83	26	90.9%	14.3	67.6%	93.1
Nephrology	119	78	100.0%	5.7	100.0%	26.0
Neurology	366	162	100.0%	4.8	100.0%	23.0
Ophthalmology	151	184	100.0%	3.4	100.0%	19.0
Orthopedics	293	182	100.0%	3.9	100.0%	11.4
Otolaryngology	122	73	100.0%	5.7	100.0%	33.9
Physical Medicine/Rehab	70	65	100.0%	5.9	99.1%	35.8
Plastic and Reconstructive Surgery	49	42	92.2%	14.2	90.6%	63.7
Podiatry	65	64	99.9%	6.7	100.0%	29.0
Psychiatrist*	541	330	99.9%	2.3	99.8%	11.9
*NOTE: The standard for this specialty differs from other specialties in this group.			15 MILES / 30 MINUTES		60 MILES / 90 MINUTES	
Pulmonary Disease	220	99	100.0%	5.4	100.0%	29.7
Urology	100	65	100.0%	6.6	99.8%	29.1
Hospital			30 MILES / 60 MINUTES		60 MILES / 90 MINUTES	
Hospital	278	332	100.0%	3.2	100.0%	5.3
Pharmacy			10 MILES / 20 MINUTES		30 MILES / 45 MINUTES	
Pharmacy	637	627	99.8%	1.5	100.0%	3.8
Vision			30 MILES / 60 MINUTES		60 MILES / 90 MINUTES	
Optometry	475	423	100.0%	1.8	100.0%	6.6
Dental			20 MILES / 40 MINUTES		30 MILES / 45 MINUTES	
Adult Dental Primary Care	309	256	100.0%	2.9	99.9%	8.2
Pediatric Dental Primary Care	234	154	100.0%	3.0	89.5%	18.6



KanCare Managed Care Organization
 Mapped Provider Count Report
 Sunflower State Health Plan

Provider Specialty Type	# Unique Providers	# Unique Locations	URBAN & SEMI-URBAN		RURAL & FRONTIER	
			Percent of Members within Access Standard	Mean Distance from Member to Provider Type	Percent of Members within Access Standard	Mean Distance from Member to Provider Type
Ancillary Services			<i>30 MILES / 60 MINUTES</i>		<i>60 MILES / 90 MINUTES</i>	
Physical Therapy	856	403	100.0%	2.5	100.0%	5.0
Occupational Therapy	379	277	100.0%	2.7	100.0%	8.2
Speech Therapy	301	169	100.0%	3.6	100.0%	21.6
X-Ray	201	208	100.0%	4.0	100.0%	8.2
Lab*	206	220	100.0%	4.1	100.0%	8.8
*NOTE: The standard for this specialty differs from other specialties in this group.					<i>30 MILES / 60 MINUTES</i>	

Provider Specialty Type	# Unique Providers	# Unique Locations	URBAN & SEMI-URBAN		RURAL & FRONTIER	
			Percent of Members within Access Standard	Mean Distance from Member to Specialist	Percent of Members within Access Standard	Mean Distance from Member to Specialist
Adult Day Care PT 55/PS 410/PC S5101 & S5102			<i>30 MILES / 60 MINUTES</i>		<i>60 MILES / 100 MINUTES</i>	
FE Waiver Providers	174	185	100.0%	2.0	100.0%	10.0
Day Supports PT 55/PS 520/PC T2021			<i>30 MILES / 60 MINUTES</i>		<i>60 MILES / 100 MINUTES</i>	
IDD Waiver Providers	174	265	100.0%	2.4	100.0%	9.6



KanCare Managed Care Organization
 Mapped Provider Count Report
United HealthCare

Provider Specialty Type	# Unique Providers	# Unique Locations	URBAN & SEMI-URBAN		RURAL & FRONTIER	
			Percent of Members within Access Standard	Mean Distance from Member to Provider Type	Percent of Members within Access Standard	Mean Distance from Member to Provider Type
Primary Care Physicians			<i>20 MILES / 40 MINUTES</i>		<i>30 MILES / 45 MINUTES</i>	
Adult Primary Care Providers	3695	1176	100.0%	0.9	100.0%	2.1
Pediatric Primary Care Providers	3926	1179	100.0%	1.0	100.0%	2.3
OB/GYN			<i>15 MILES / 30 MINUTES</i>		<i>60 MILES / 90 MINUTES</i>	
OB/GYN	329	194	99.9%	2.6	100.0%	11.5
Behavioral Health			<i>30 MILES / 60 MINUTES</i>		<i>60 MILES / 90 MINUTES</i>	
Adult Behavioral Health	3462	1398	100.0%	0.9	100.0%	4.0
Pediatric Behavioral Health	4084	1450	100.0%	0.9	100.0%	4.2
Specialist			<i>30 MILES / 60 MINUTES</i>		<i>90 MILES / 135 MINUTES</i>	
ADULT SPECIALIST			<i>30 MILES / 60 MINUTES</i>		<i>90 MILES / 135 MINUTES</i>	
Allergy	38	34	97.6%	6.8	100.0%	39.4
Cardiology	373	210	100.0%	2.8	100.0%	10.3
Dermatology	55	65	99.8%	5.4	99.7%	22.8
Gastroenterology	121	91	100.0%	4.6	95.4%	41.1
General Surgery	329	239	100.0%	2.6	100.0%	6.9
Hematology/Oncology	209	105	100.0%	3.5	100.0%	16.6
Nephrology	78	56	99.5%	5.9	99.7%	25.2
Neurology	236	120	100.0%	3.3	100.0%	17.2
Ophthalmology	72	117	100.0%	3.0	100.0%	17.2
Orthopedics	233	169	100.0%	2.9	100.0%	8.9
Otolaryngology	111	102	100.0%	3.7	100.0%	18.6
Physical Medicine/Rehab	77	96	100.0%	4.4	99.1%	29.5
Plastic and Reconstructive Surgery	43	50	98.5%	7.8	92.9%	55.9
Podiatry	54	76	100.0%	4.3	100.0%	19.2
Psychiatrist	469	408	<i>99.9%</i>	<i>1.7</i>	<i>100.0%</i>	<i>6.3</i>
NOTE: The standard for this specialty differs from other specialties in this group.			<i>15 MILES / 30 MINUTES</i> ↑		<i>60 MILES / 90 MINUTES</i> ↑	
Pulmonary Disease	140	93	100.0%	4.4	100.0%	24.5
Urology	105	102	100.0%	3.7	100.0%	10.9



KanCare Managed Care Organization
 Mapped Provider Count Report
United HealthCare

Provider Specialty Type	# Unique Providers	# Unique Locations	URBAN & SEMI-URBAN		RURAL & FRONTIER	
			Percent of Members within Access Standard	Mean Distance from Member to Provider Type	Percent of Members within Access Standard	Mean Distance from Member to Provider Type
PEDIATRIC SPECIALIST			<i>30 MILES / 60 MINUTES</i>		<i>90 MILES / 135 MINUTES</i>	
Allergy	38	34	98.1%	6.7	100.0%	41.8
Cardiology	371	208	100.0%	2.9	100.0%	10.3
Dermatology	55	65	99.8%	5.3	99.7%	21.4
Gastroenterology	121	91	100.0%	4.5	93.6%	47.9
General Surgery	329	239	100.0%	2.7	100.0%	7.1
Hematology/Oncology	209	105	100.0%	3.6	100.0%	15.9
Neonatology	76	30	97.8%	8.1	68.6%	87.3
Nephrology	76	55	99.6%	5.6	99.7%	23.6
Neurology	236	120	100.0%	3.5	100.0%	19.0
Ophthalmology	128	148	100.0%	2.9	100.0%	19.1
Orthopedics	233	169	100.0%	3.1	100.0%	8.8
Otolaryngology	111	102	100.0%	3.9	100.0%	22.4
Physical Medicine/Rehab	77	96	100.0%	4.4	99.3%	30.5
Plastic and Reconstructive Surgery	43	50	98.7%	7.3	90.6%	61.9
Podiatry	54	76	100.0%	4.2	100.0%	18.8
Psychiatrist	469	408	99.9%	1.8	100.0%	6.3
NOTE: The standard for this specialty differs from other specialties in this group.			<i>15 MILES / 30 MINUTES</i> ↑		<i>60 MILES / 90 MINUTES</i> ↑	
Pulmonary Disease	140	93	100.0%	4.4	100.0%	24.6
Urology	105	102	100.0%	3.8	100.0%	10.8
Hospital			<i>30 MILES / 60 MINUTES</i>		<i>60 MILES / 90 MINUTES</i>	
Hospital	219	205	100.0%	2.8	100.0%	4.8
Pharmacy			<i>10 MILES / 20 MINUTES</i>		<i>30 MILES / 45 MINUTES</i>	
Pharmacy	682	653	99.9%	1.2	100.0%	3.1
Vision			<i>30 MILES / 60 MINUTES</i>		<i>60 MILES / 90 MINUTES</i>	
Optometry	469	489	100.0%	1.3	100.0%	4.9
Dental			<i>20 MILES / 40 MINUTES</i>		<i>30 MILES / 45 MINUTES</i>	
Adult Dental Primary Care	293	186	100.0%	2.3	93.5%	10.3
Pediatric Dental Primary Care	358	231	100.0%	2.2	98.0%	8.0



KanCare Managed Care Organization
 Mapped Provider Count Report
United HealthCare

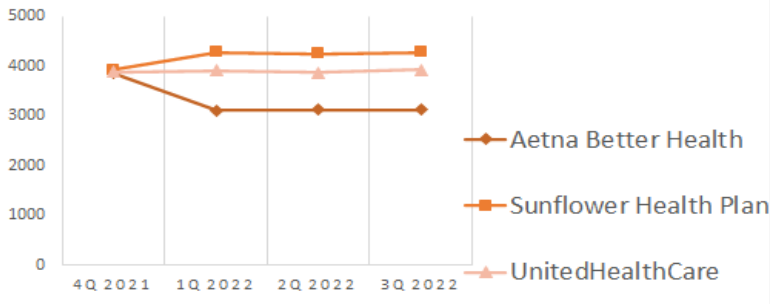
			<i>URBAN & SEMI-URBAN</i>		<i>RURAL & FRONTIER</i>	
Provider Specialty Type	# Unique Providers	# Unique Locations	Percent of Members within Access Standard	Mean Distance from Member to Specialist	Percent of Members within Access Standard	Mean Distance from Member to Specialist
Ancillary Services			<i>30 MILES / 60 MINUTES</i>		<i>60 MILES / 90 MINUTES</i>	
Physical Therapy	810	464	100.0%	1.7	100.0%	4.0
Occupational Therapy	345	337	100.0%	1.9	100.0%	4.4
Speech Therapy	345	307	100.0%	2.2	100.0%	4.7
X-Ray	295	258	100.0%	2.6	100.0%	4.7
Lab	261	236	100.0%	2.7	100.0%	4.8
NOTE: The standard for this specialty differs from other specialties in this group.					<i>30 MILES / 60 MINUTES</i> ↑	
			<i>URBAN & SEMI-URBAN</i> <i>30 MILES / 60 MINUTES</i>		<i>RURAL & FRONTIER</i> <i>60 MILES / 100 MINUTES</i>	
Provider Specialty Type	# Unique Providers	# Unique Locations	Percent of Members within Access Standard	Mean Distance from Member to Specialist	Percent of Members within Access Standard	Mean Distance from Member to Specialist
Adult Day Care PT 55/PS 410/PC S5101 & S5102						
FE Waiver Providers	140	154	100.0%	2.3	100.0%	10.1
Day Supports PT 55/PS 520/PC T2021						
IDD Waiver Providers	160	278	100.0%	1.7	100.0%	5.8

Primary Care Providers (PCP)

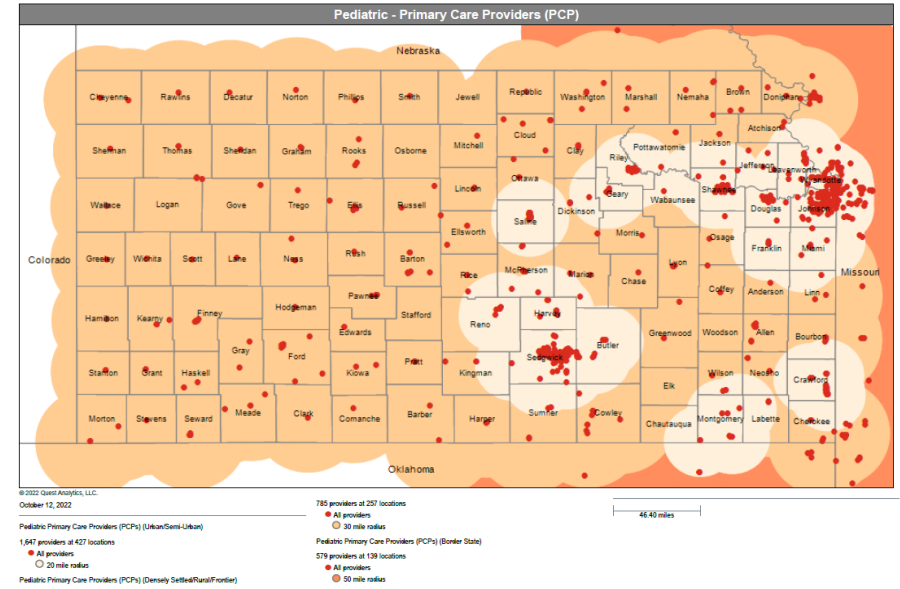
QUARTERLY UNIQUE PROVIDER COUNT

	4Q 2021	1Q 2022	2Q 2022	3Q 2022
Aetna Better Health	3855	3113	3121	3119
Sunflower Health Plan	3931	4281	4243	4277
UnitedHealthCare	3878	3905	3864	3926

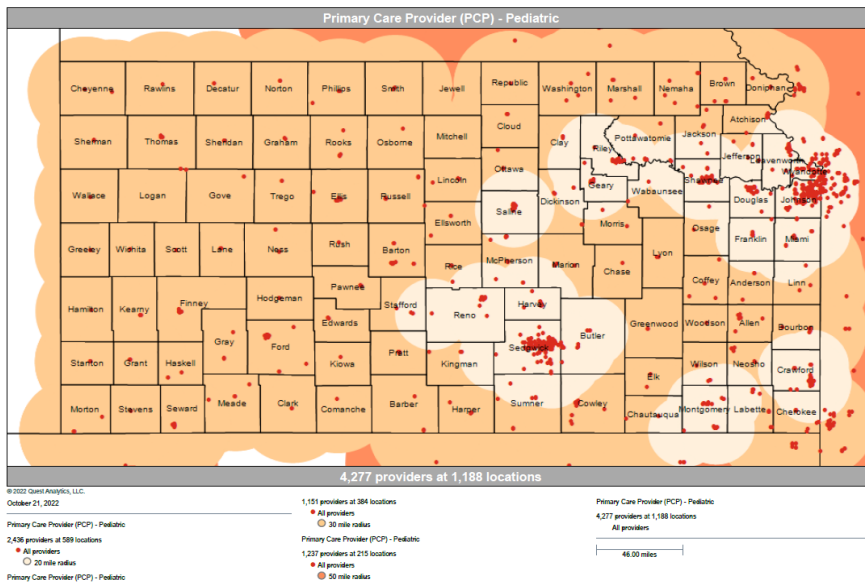
UNIQUE PROVIDER COUNT PEDIATRIC PCP



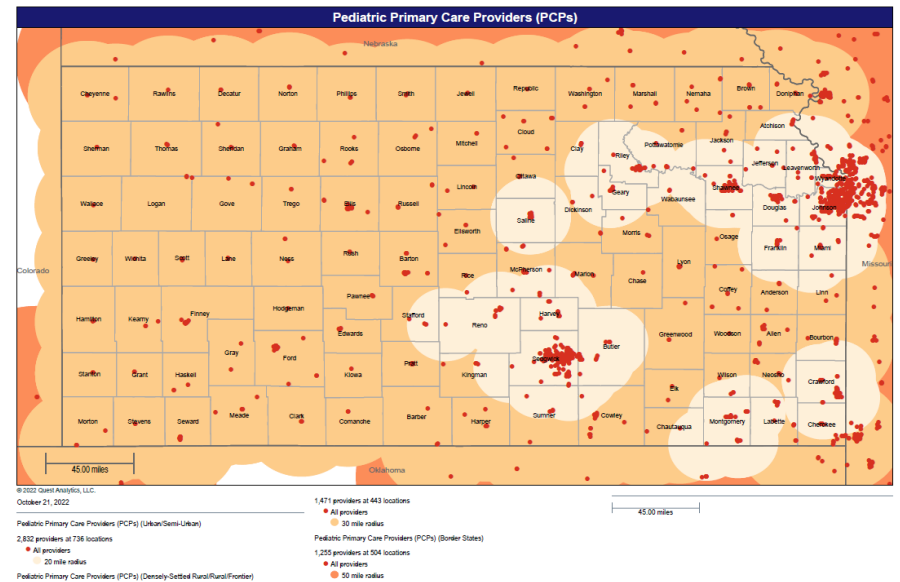
Aetna Better Health



Sunflower Health Plan



UnitedHealthcare

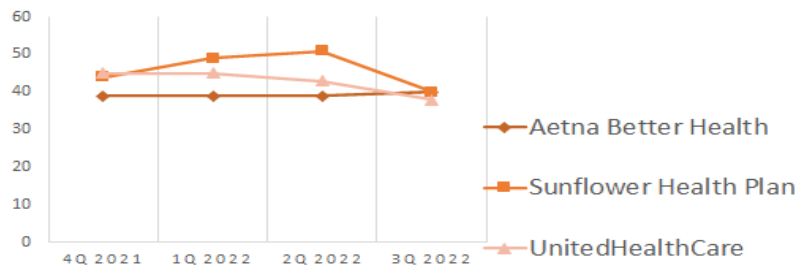


Allergy

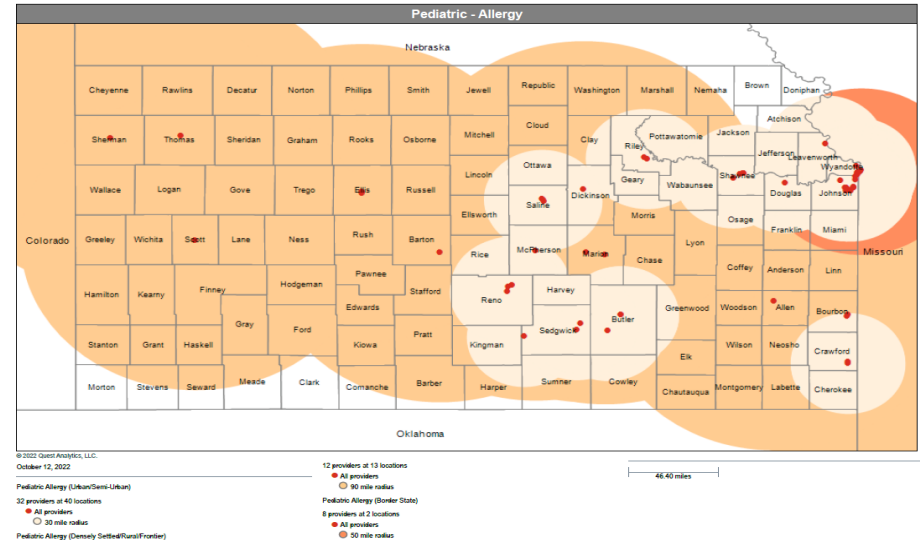
QUARTERLY UNIQUE PROVIDER COUNT

	4Q 2021	1Q 2022	2Q 2022	3Q 2022
Aetna Better Health	39	39	39	40
Sunflower Health Plan	44	49	51	40
UnitedHealthCare	45	45	43	38

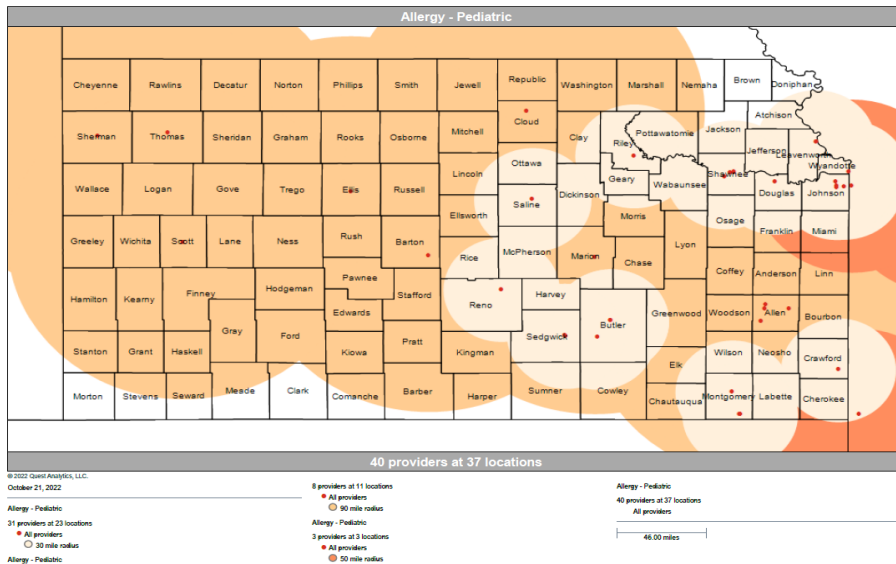
UNIQUE PROVIDER COUNT PEDIATRIC ALLERGY



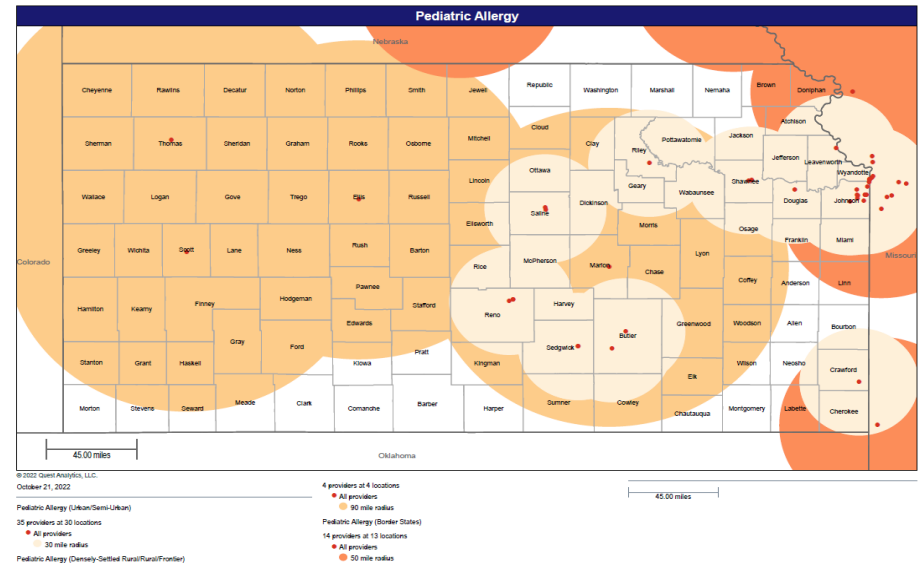
Aetna Better Health



Sunflower Health Plan



UnitedHealthCare

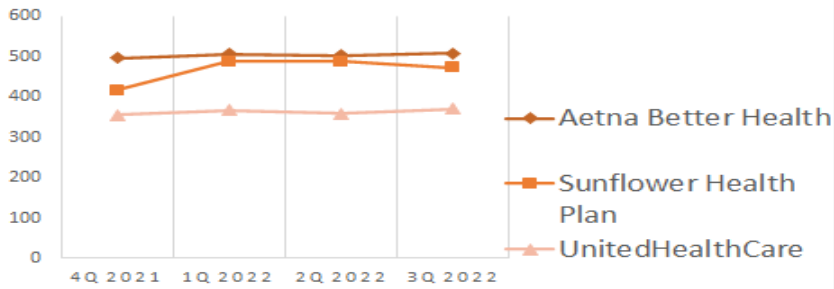


Cardiology

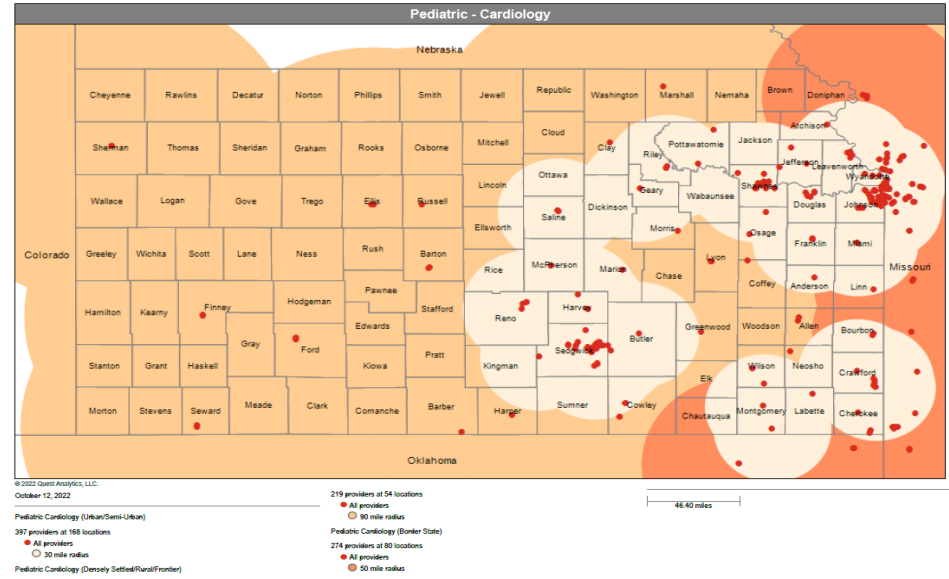
QUARTERLY UNIQUE PROVIDER COUNT

	4Q 2021	1Q 2022	2Q 2022	3Q 2022
Aetna Better Health	496	507	503	509
Sunflower Health Plan	417	488	488	473
UnitedHealthCare	356	367	359	371

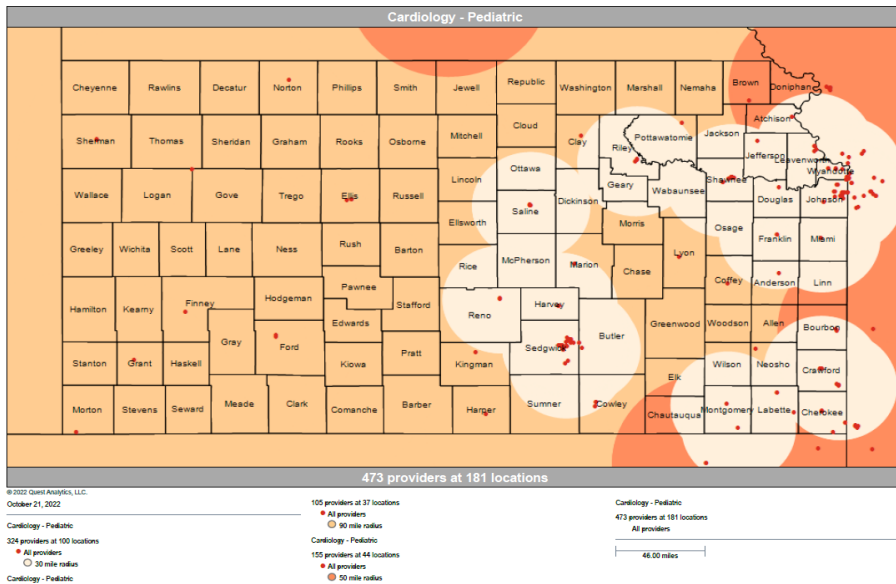
UNIQUE PROVIDER COUNT PEDIATRIC CARDIOLOGY



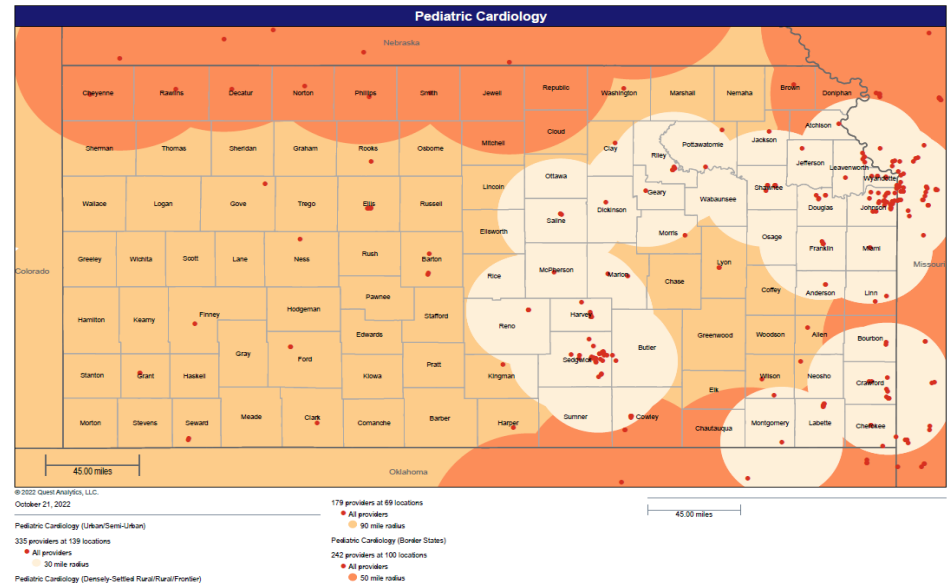
Aetna Better Health



Sunflower Health Plan



UnitedHealthCare

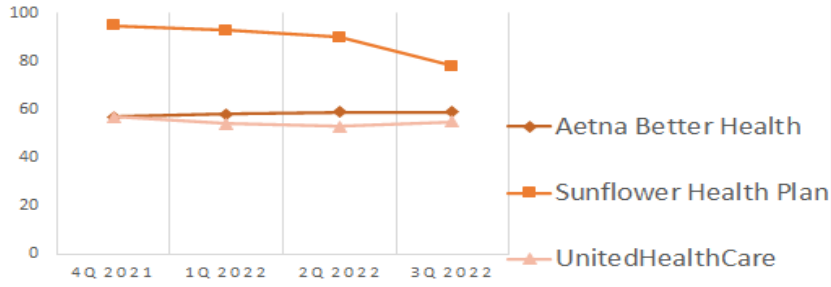


Dermatology

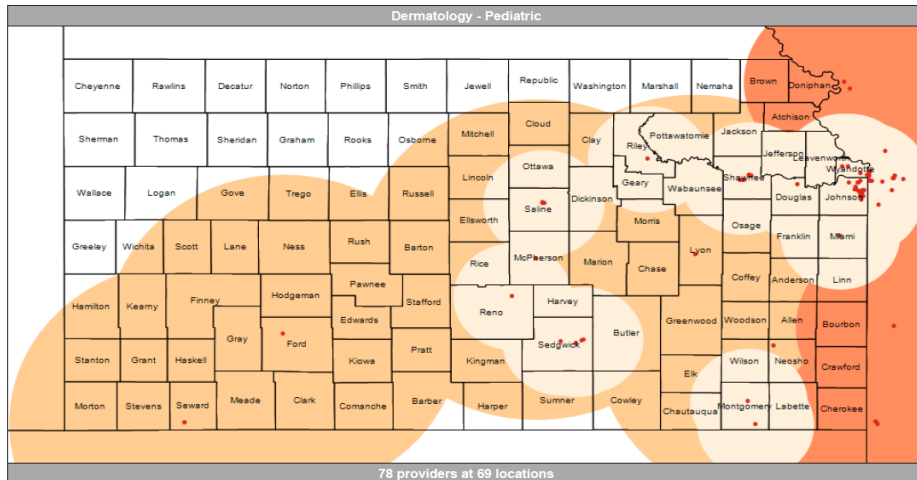
QUARTERLY UNIQUE PROVIDER COUNT

	4Q 2021	1Q 2022	2Q 2022	3Q 2022
Aetna Better Health	57	58	59	59
Sunflower Health Plan	95	93	90	78
UnitedHealthCare	57	54	53	55

UNIQUE PROVIDER COUNT PEDIATRIC DERMATOLOGY



Sunflower Health Plan



© 2022 Qand Analytics, LLC
October 21, 2022

Dermatology - Pediatric

- 51 providers at 40 locations
- All providers
- 30 mile radius

Dermatology - Pediatric

- 5 providers at 6 locations
- All providers
- 90 mile radius

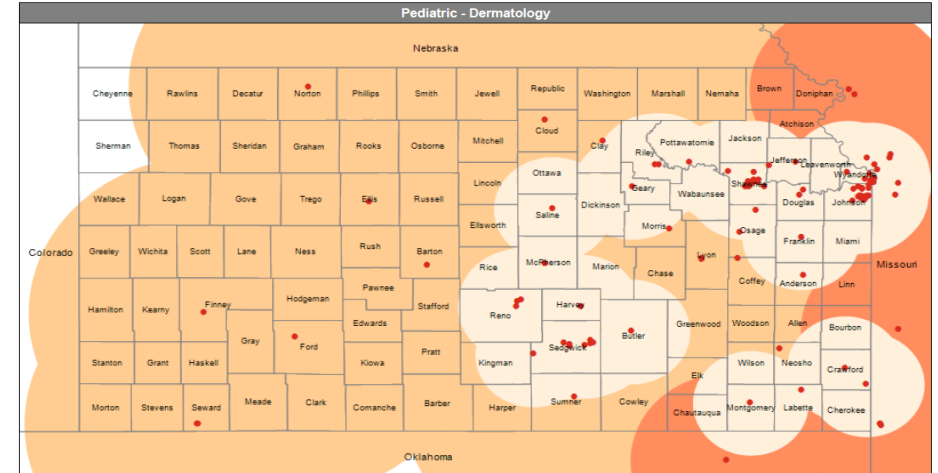
Dermatology - Pediatric

- 33 providers at 23 locations
- All providers
- 50 mile radius

Dermatology - Pediatric

- 78 providers at 69 locations
- All providers
- 46.00 miles

Aetna Better Health



© 2022 Qand Analytics, LLC
October 12, 2022

Pediatric Dermatology (Urban/Semi-Urban)

- 54 providers at 78 locations
- All providers
- 30 mile radius

Pediatric Dermatology (Border State)

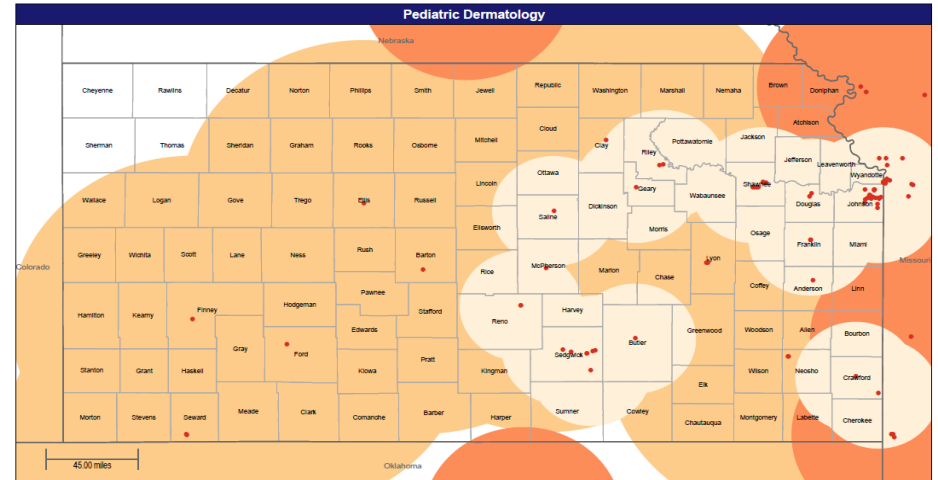
- 19 providers at 21 locations
- All providers
- 50 mile radius

Pediatric Dermatology (Densely Settled Rural/Rural-Frontier)

- 16 providers at 24 locations
- All providers
- 90 mile radius

46.40 miles

UnitedHealthcare



© 2022 Qand Analytics, LLC
October 21, 2022

Pediatric Dermatology (Urban/Semi-Urban)

- 51 providers at 40 locations
- All providers
- 30 mile radius

Pediatric Dermatology (Border States)

- 24 providers at 23 locations
- All providers
- 50 mile radius

Pediatric Dermatology (Densely Settled Rural/Rural-Frontier)

- 11 providers at 13 locations
- All providers
- 90 mile radius

45.00 miles

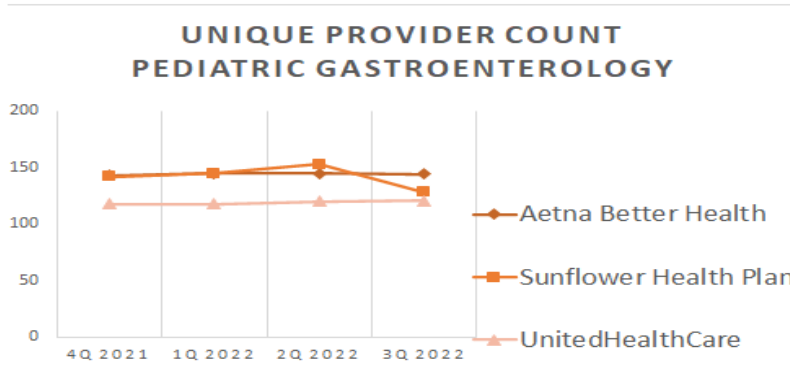


KanCare Managed Care Organization Network Access As of October 1, 2022

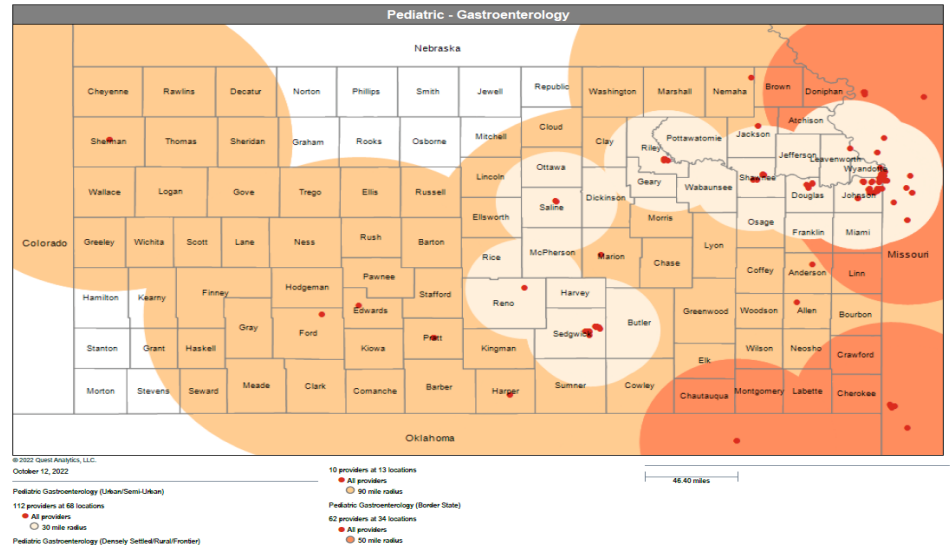
Gastroenterology

QUARTERLY UNIQUE PROVIDER COUNT

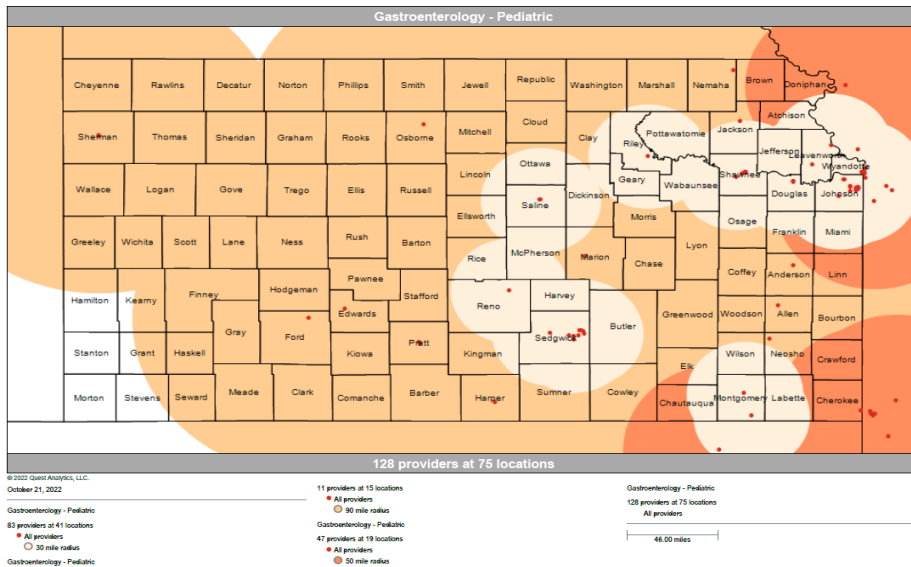
	4Q 2021	1Q 2022	2Q 2022	3Q 2022
Aetna Better Health	143	145	145	144
Sunflower Health Plan	142	145	153	128
UnitedHealthCare	118	118	120	121



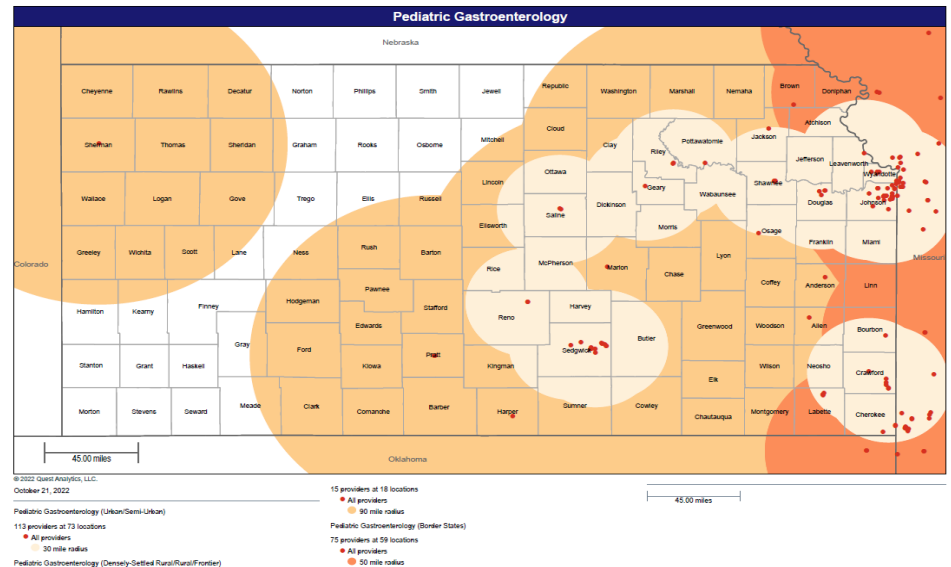
Aetna Better Health



Sunflower Health Plan



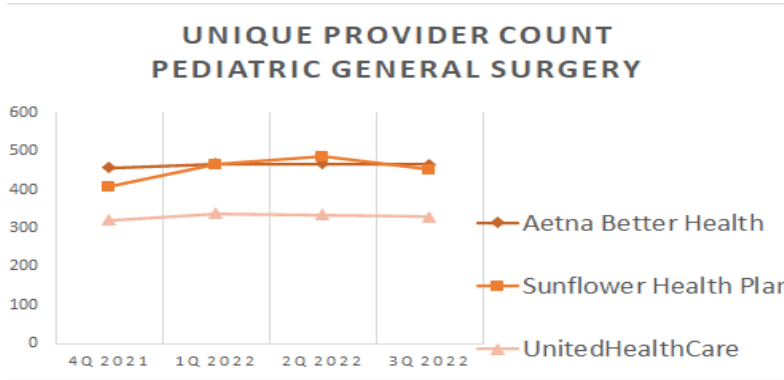
UnitedHealthcare



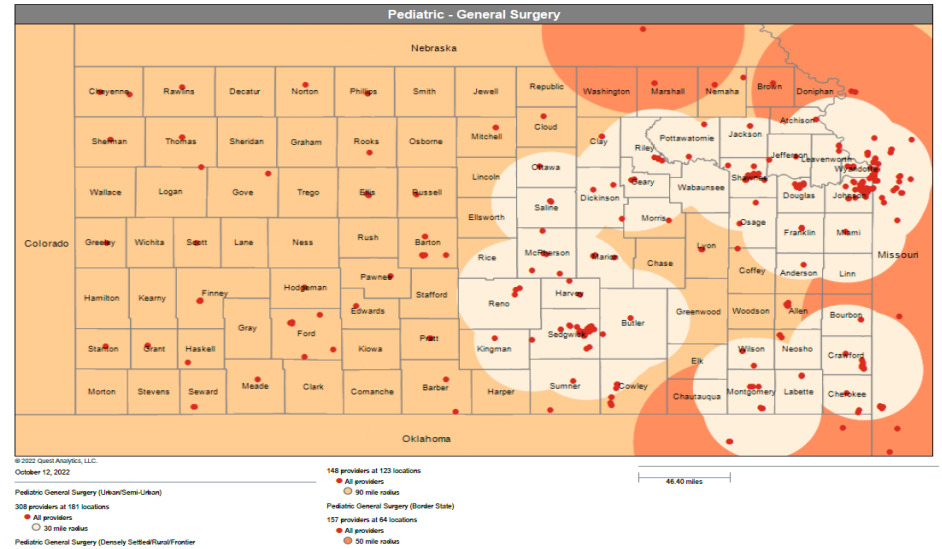
General Surgery

QUARTERLY UNIQUE PROVIDER COUNT

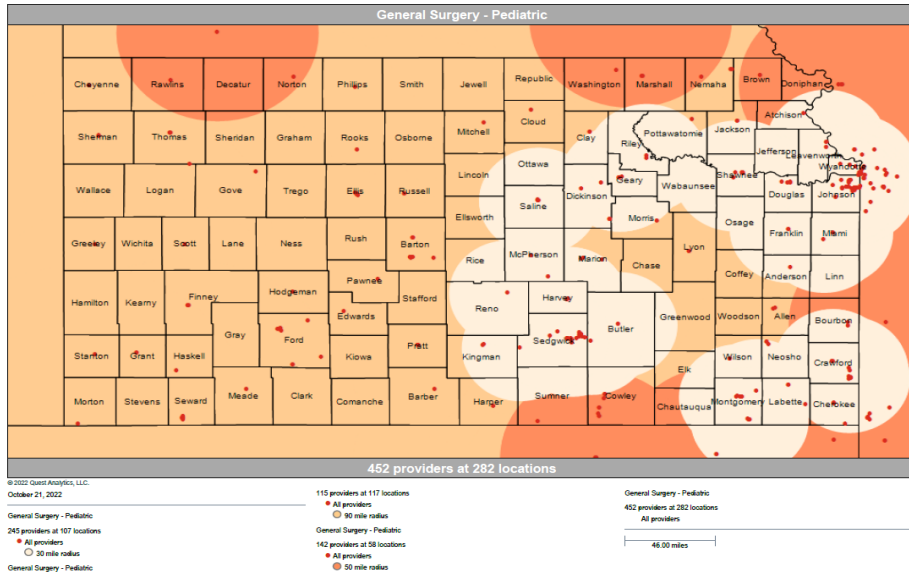
	4Q 2021	1Q 2022	2Q 2022	3Q 2022
Aetna Better Health	457	468	468	466
Sunflower Health Plan	408	466	486	452
UnitedHealthCare	321	338	335	329



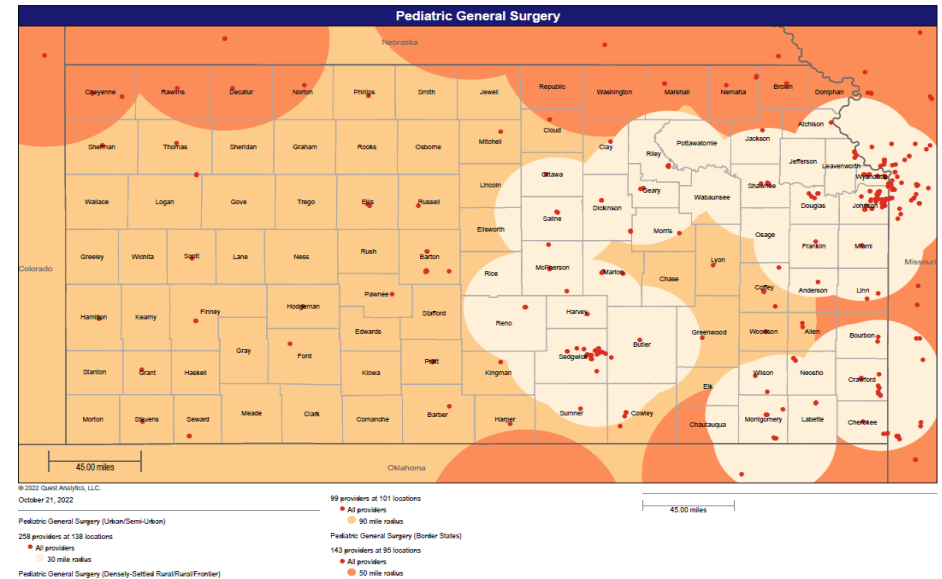
Aetna Better Health



Sunflower Health Plan



UnitedHealthCare



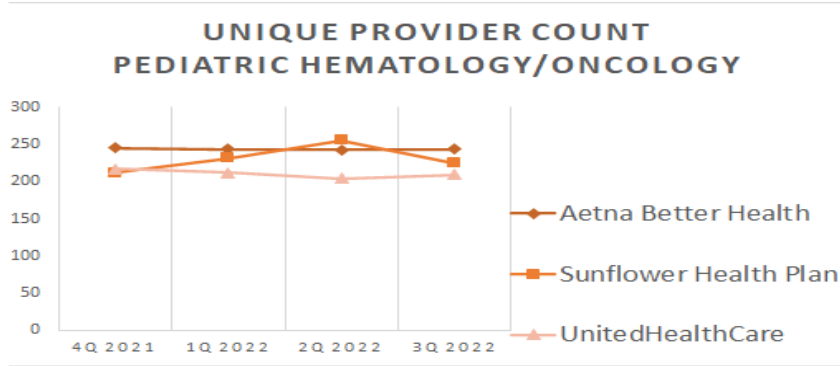


KanCare Managed Care Organization Network Access As of October 1, 2022

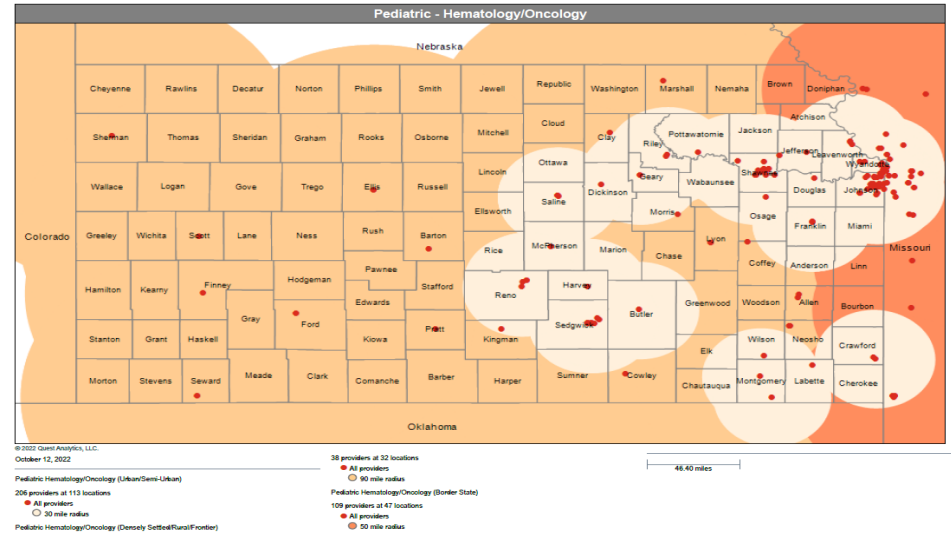
Hematology/Oncology

QUARTERLY UNIQUE PROVIDER COUNTY

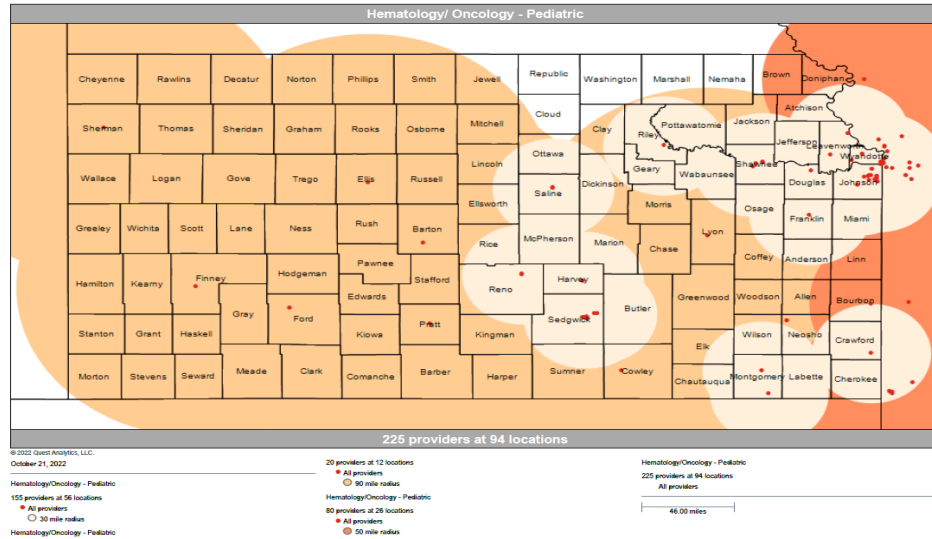
	4Q 2021	1Q 2022	2Q 2022	3Q 2022
Aetna Better Health	245	244	243	244
Sunflower Health Plan	212	232	256	225
UnitedHealthCare	217	212	204	209



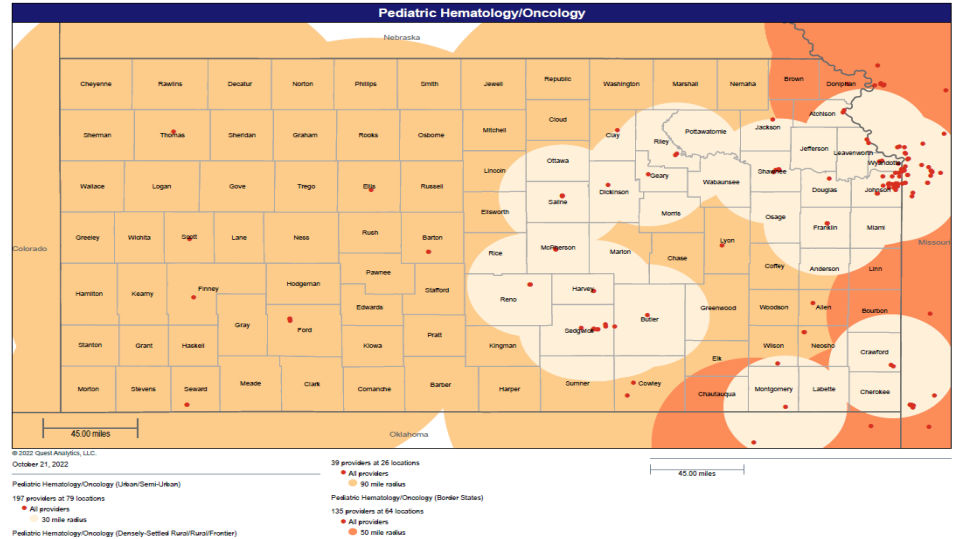
Aetna Better Health



Sunflower Health Plan



UnitedHealthcare





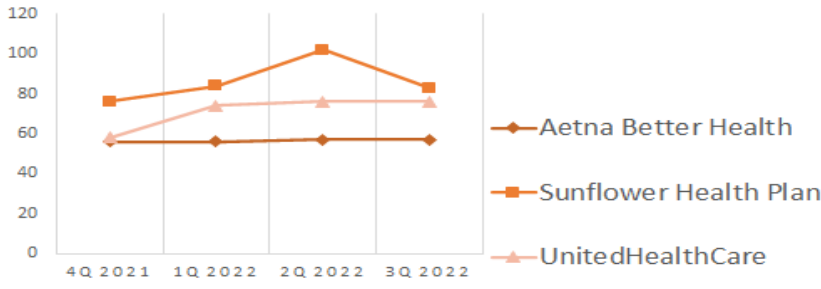
KanCare Managed Care Organization Network Access As of October 1, 2022

Neonatology

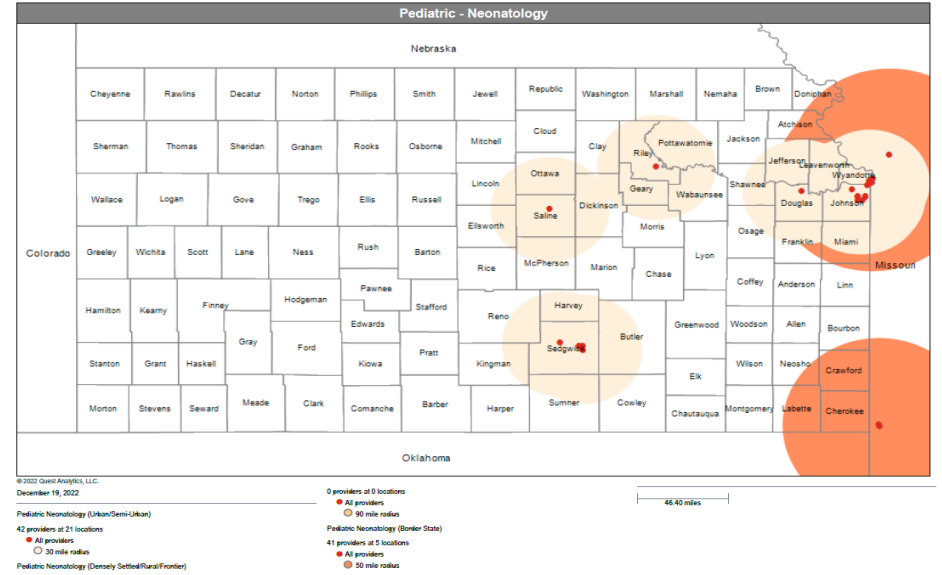
QUARTERLY UNIQUE PROVIDER COUNT

	4Q 2021	1Q 2022	2Q 2022	3Q 2022
Aetna Better Health	56	56	57	57
Sunflower Health Plan	76	84	102	83
UnitedHealthCare	58	74	76	76

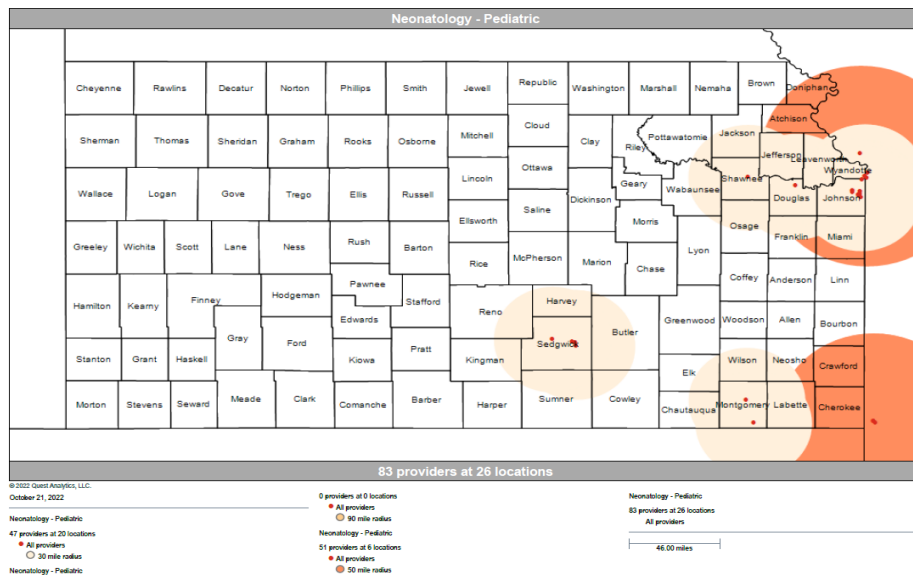
UNIQUE PROVIDER COUNT PEDIATRIC NEONATOLOGY



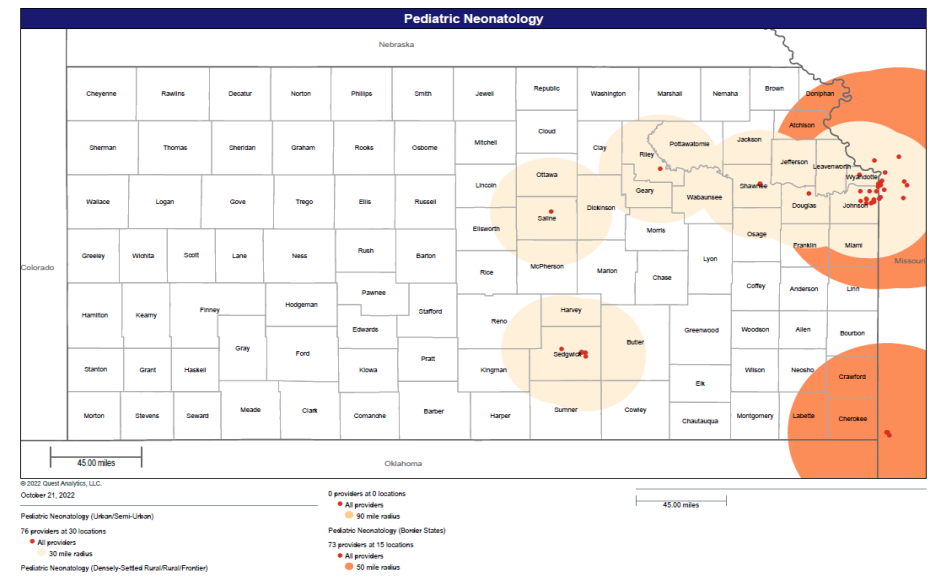
Aetna Better Health



Sunflower Health Plan



UnitedHealthcare





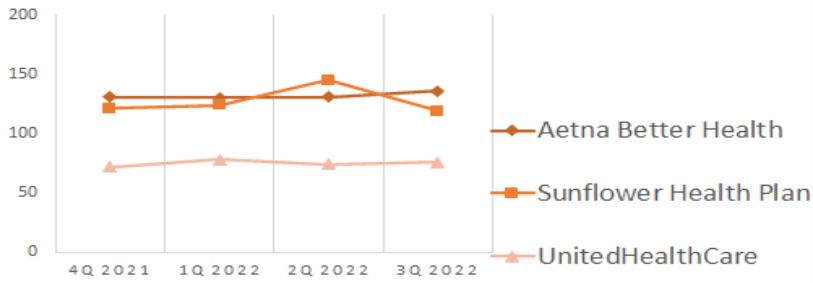
KanCare Managed Care Organization Network Access As of October 1, 2022

Nephrology

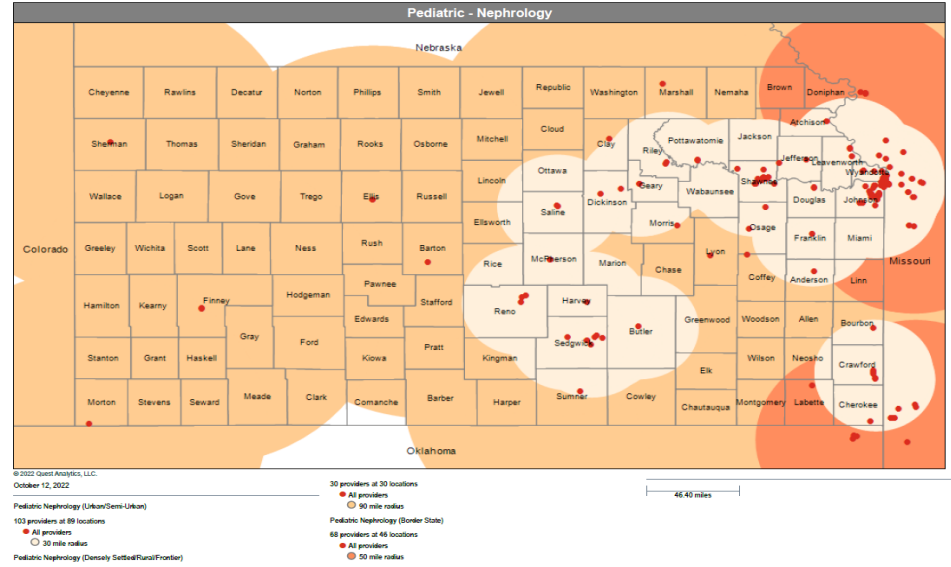
QUARTERLY UNIQUE PROVIDER COUNT

	4Q 2021	1Q 2022	2Q 2022	3Q 2022
Aetna Better Health	131	130	131	136
Sunflower Health Plan	121	124	145	119
UnitedHealthCare	72	78	74	76

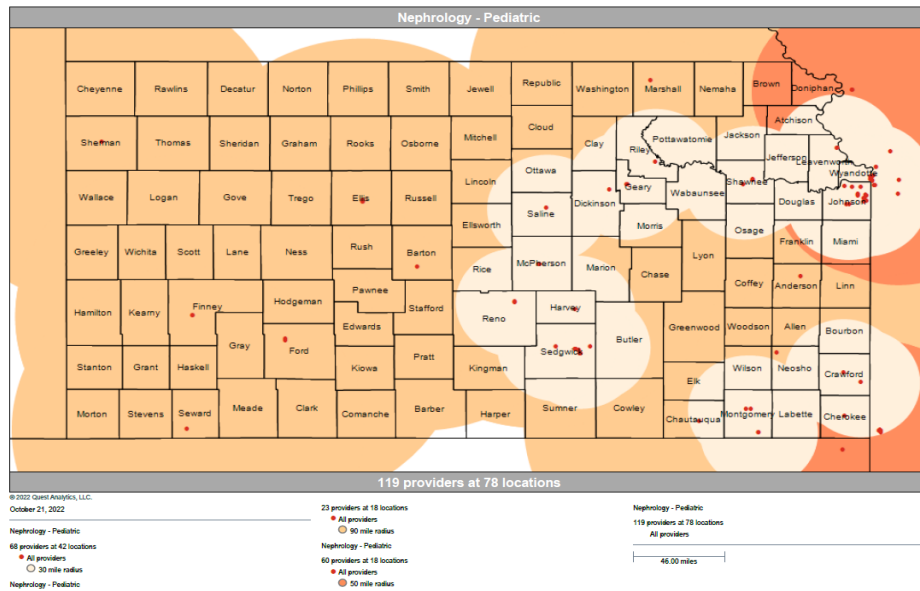
**UNIQUE PROVIDER COUNT
PEDIATRIC NEPHROLOGY**



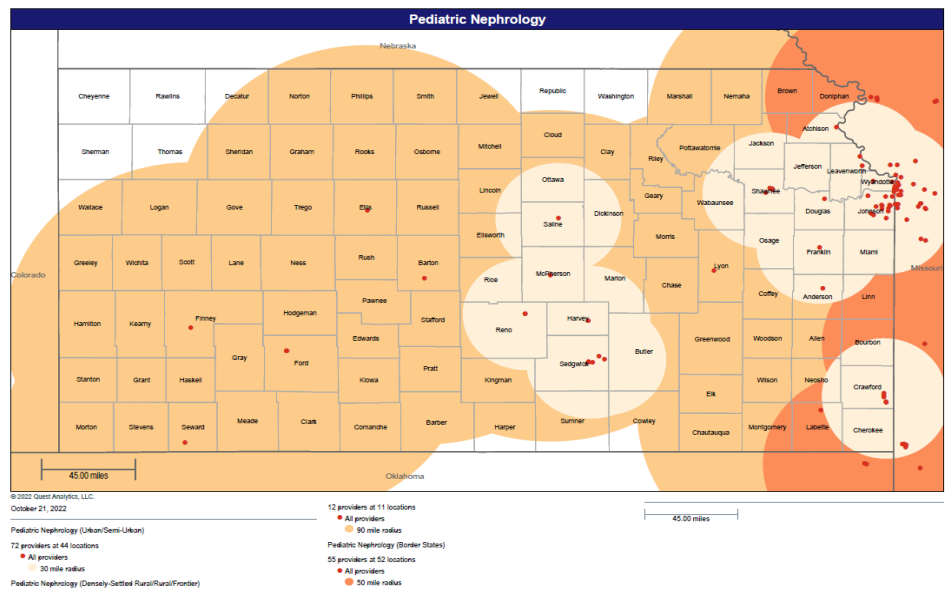
Aetna Better Health



Sunflower Health Plan



UnitedHealthcare

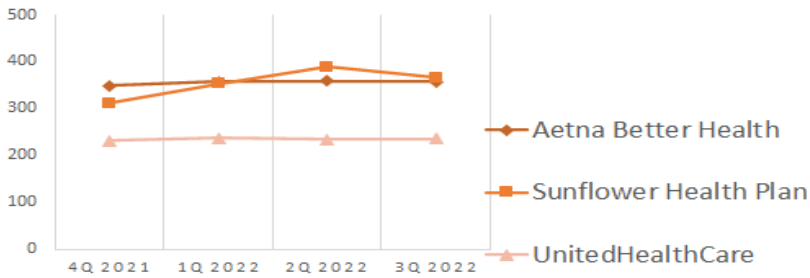


Neurology

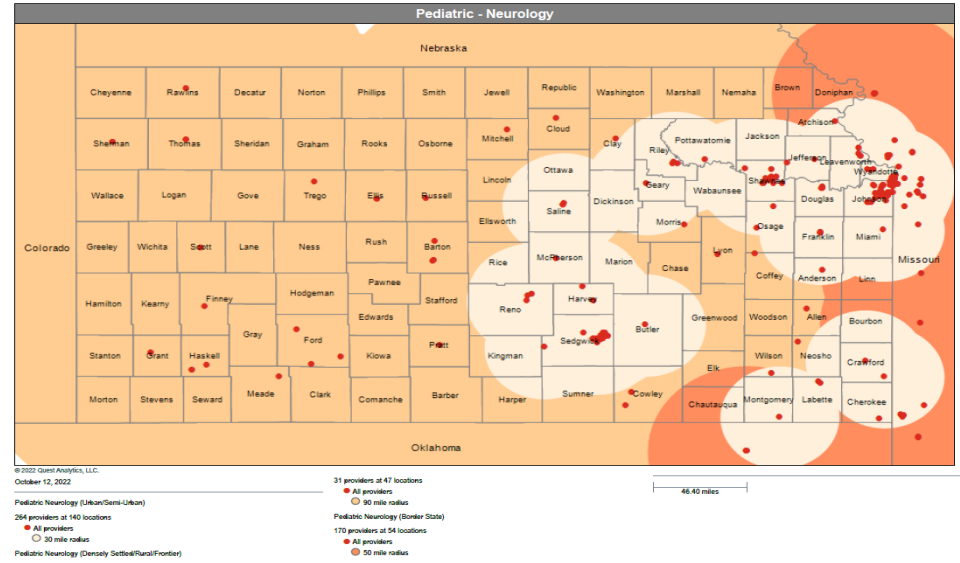
QUARTERLY UNIQUE PROVIDER COUNT

	4Q 2021	1Q 2022	2Q 2022	3Q 2022
Aetna Better Health	349	358	359	358
Sunflower Health Plan	312	353	389	366
UnitedHealthCare	232	238	235	236

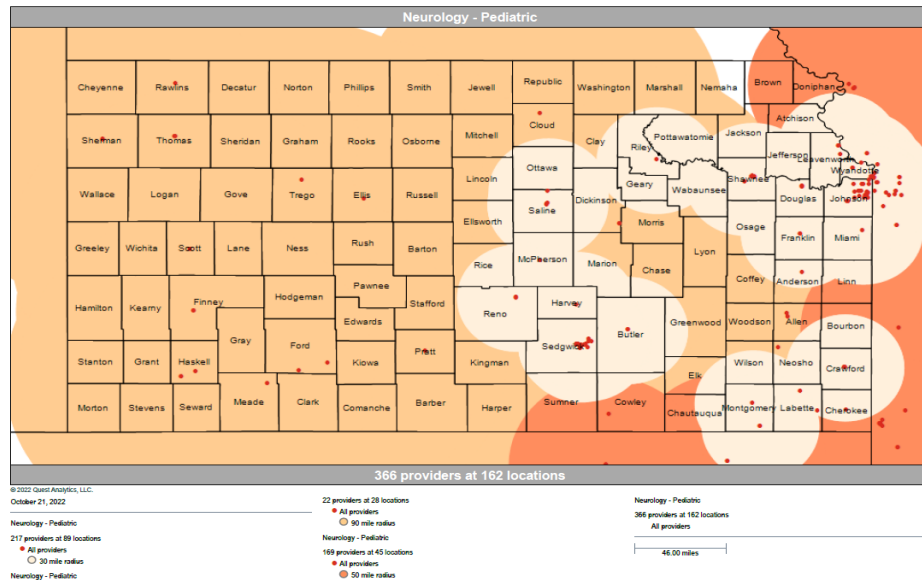
UNIQUE PROVIDER COUNT PEDIATRIC NEUROLOGY



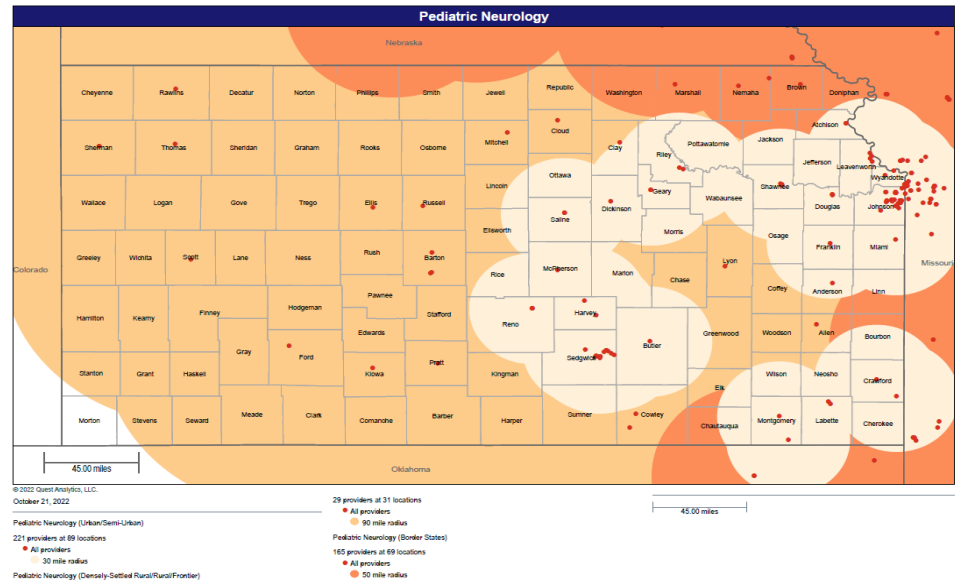
Aetna Better Health



Sunflower Health Plan



UnitedHealthCare

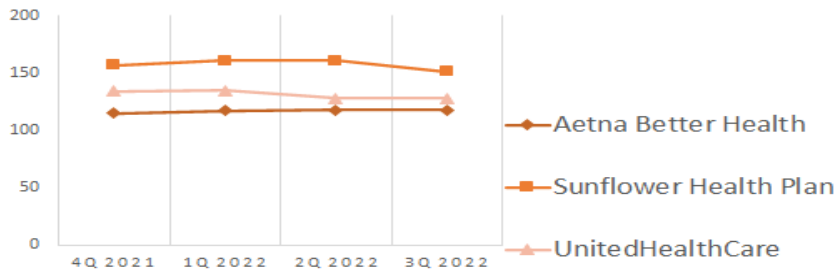


Ophthalmology

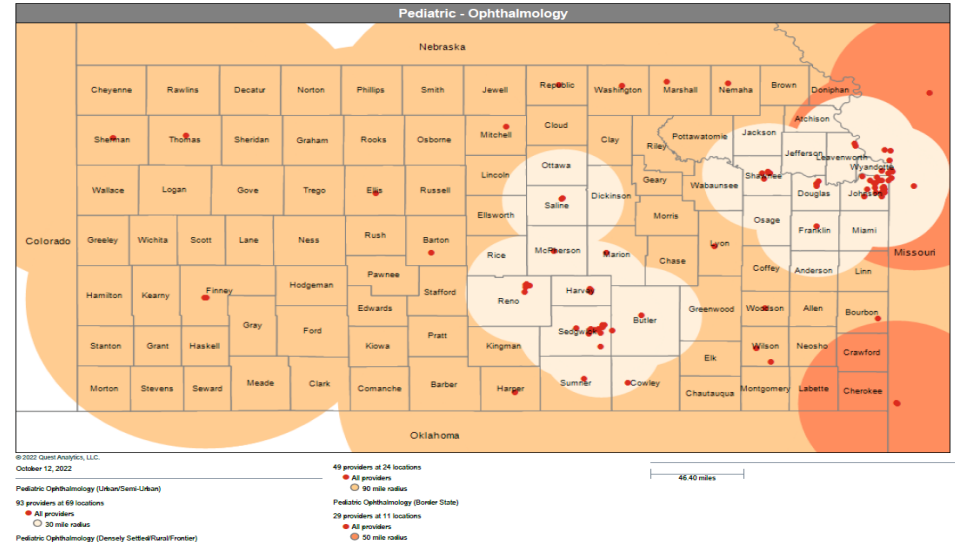
QUARTERLY UNIQUE PROVIDER COUNT

	4Q 2021	1Q 2022	2Q 2022	3Q 2022
Aetna Better Health	115	117	118	118
Sunflower Health Plan	157	161	161	151
UnitedHealthCare	134	135	128	128

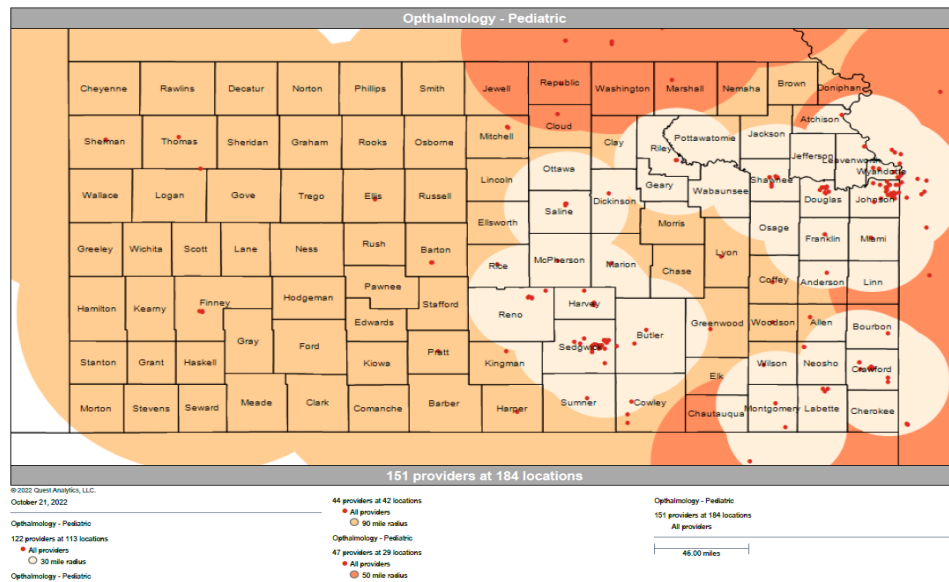
UNIQUE PROVIDER COUNT PEDIATRIC OPHTHALMOLOGY



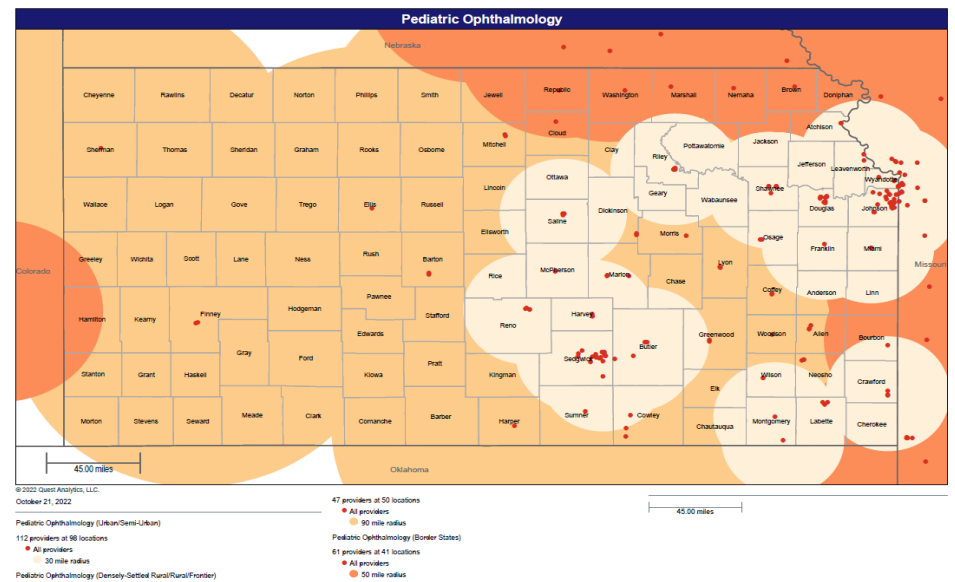
Aetna Better Health



Sunflower Health Plan



UnitedHealthcare

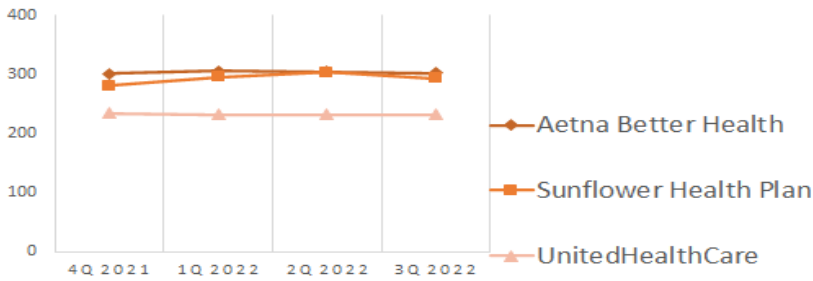


Orthopedics

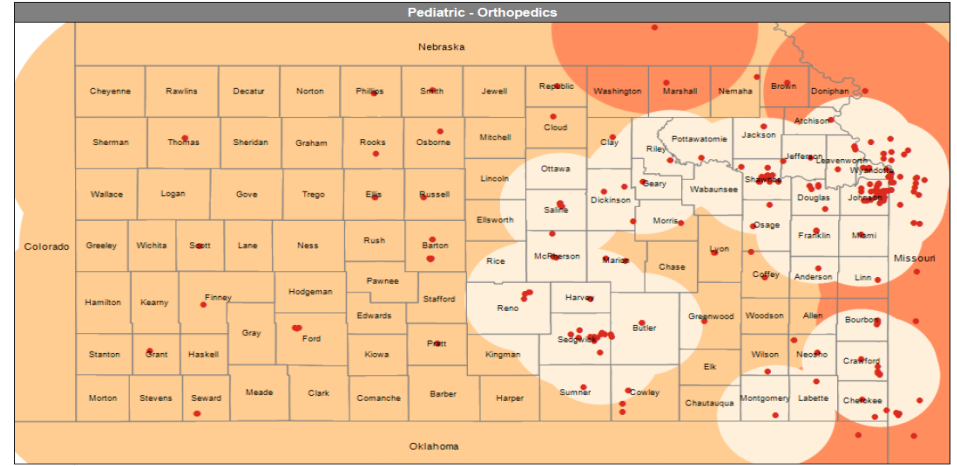
QUARTERLY UNIQUE PROVIDER COUNT

	4Q 2021	1Q 2022	2Q 2022	3Q 2022
Aetna Better Health	301	306	305	302
Sunflower Health Plan	281	296	304	293
UnitedHealthCare	234	233	233	233

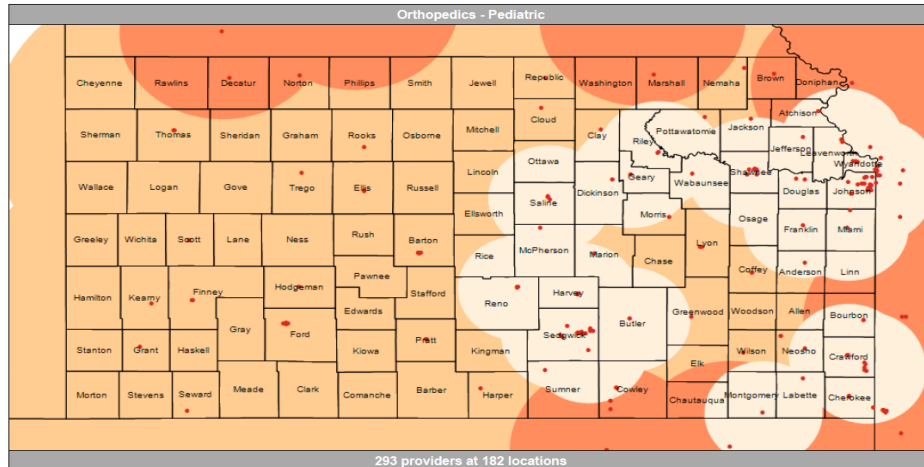
UNIQUE PROVIDER COUNT PEDIATRIC ORTHOPEDICS



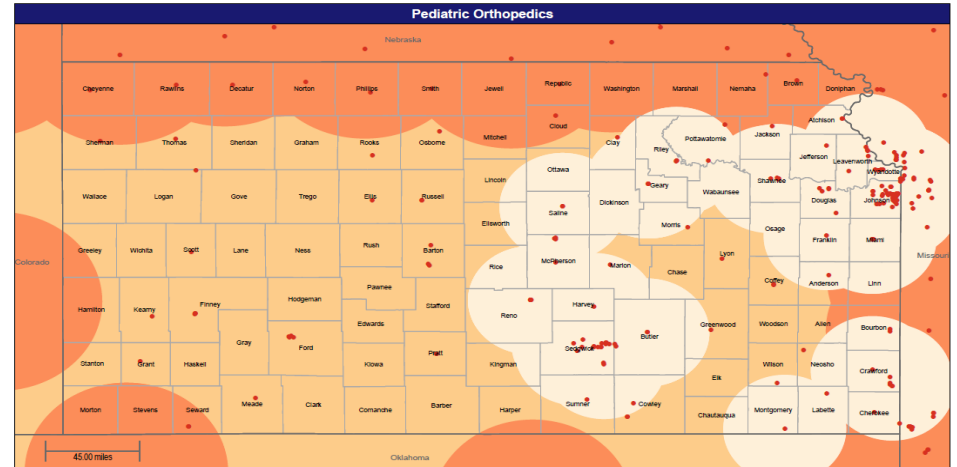
Aetna Better Health



Sunflower Health Plan



UnitedHealthCare

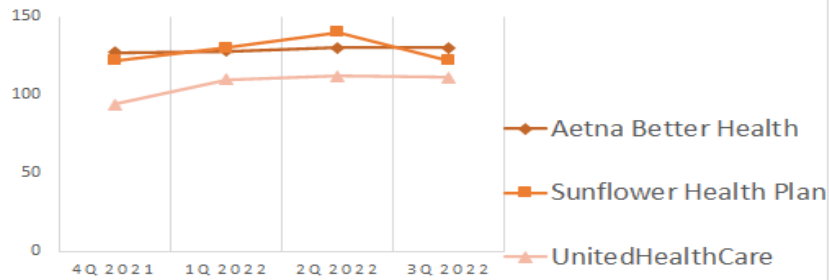


Otolaryngology

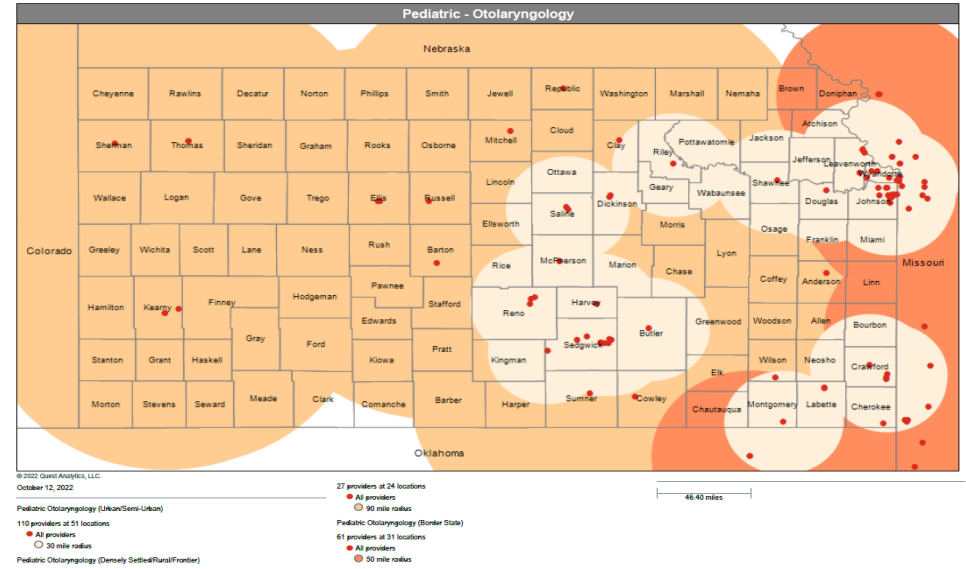
QUARTERLY UNIQUE PROVIDER COUNT

	4Q 2021	1Q 2022	2Q 2022	3Q 2022
Aetna Better Health	127	128	130	130
Sunflower Health Plan	122	130	140	122
UnitedHealthCare	94	110	112	111

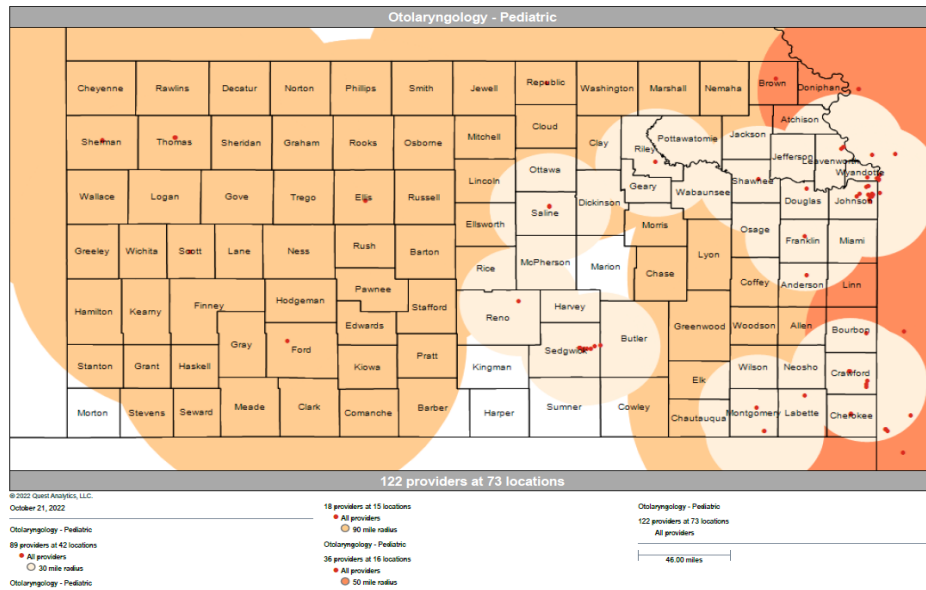
UNIQUE PROVIDER COUNT PEDIATRIC OTOLARYNGOLOGY



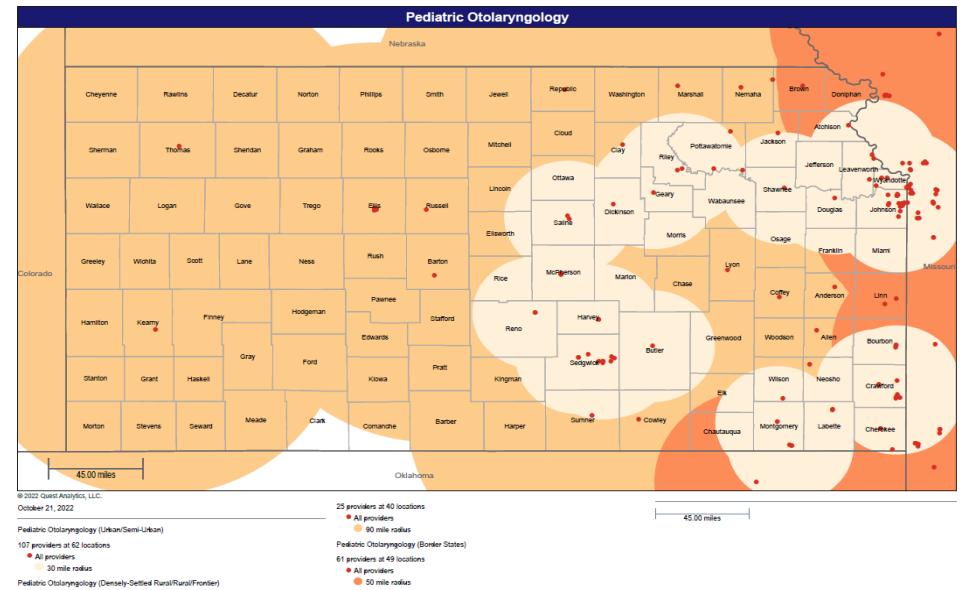
Aetna Better Health



Sunflower Health Plan



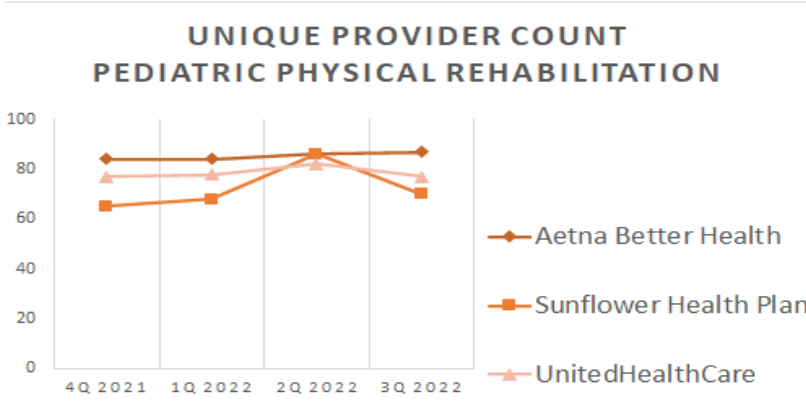
UnitedHealthcare



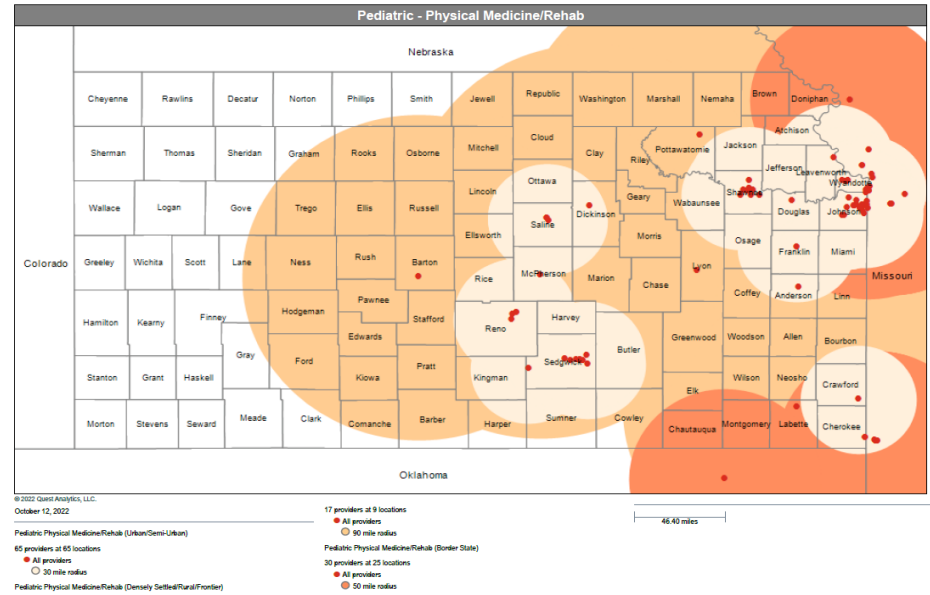
Physical Medicine/Rehab

QUARTERLY UNIQUE PROVIDER COUNT

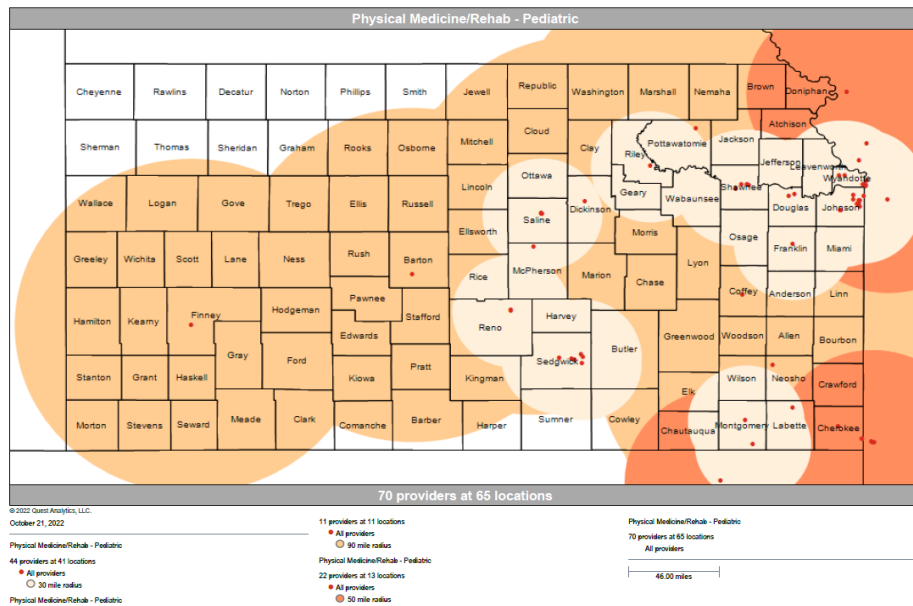
	4Q 2021	1Q 2022	2Q 2022	3Q 2022
Aetna Better Health	84	84	86	87
Sunflower Health Plan	65	68	86	70
UnitedHealthCare	77	78	82	77



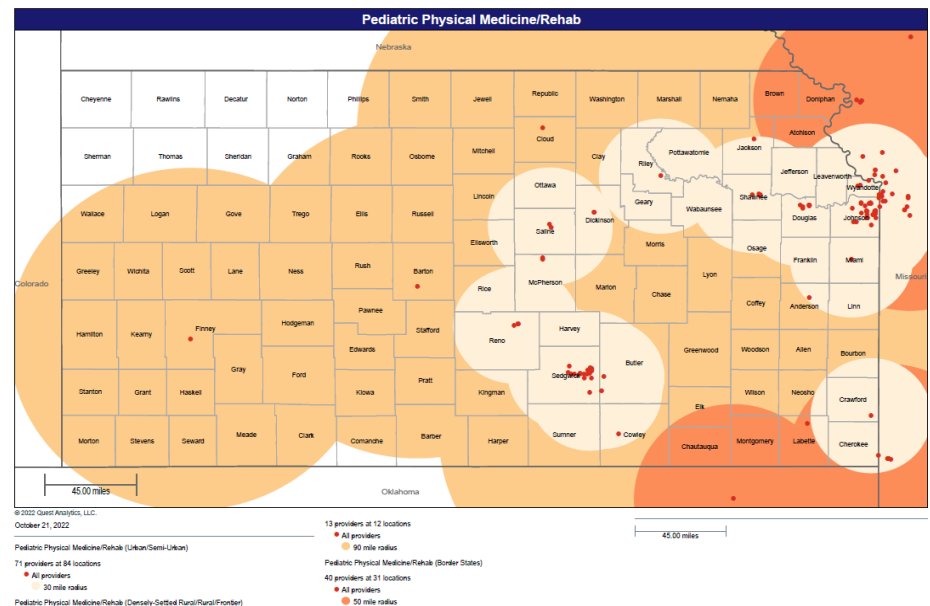
Aetna Better Health



Sunflower Health Plan

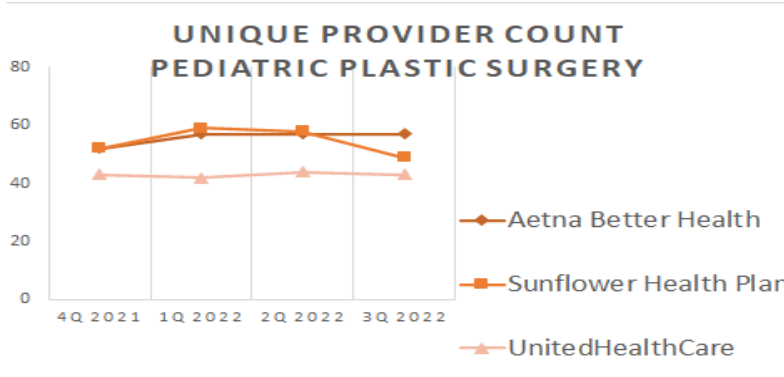


UnitedHealthcare

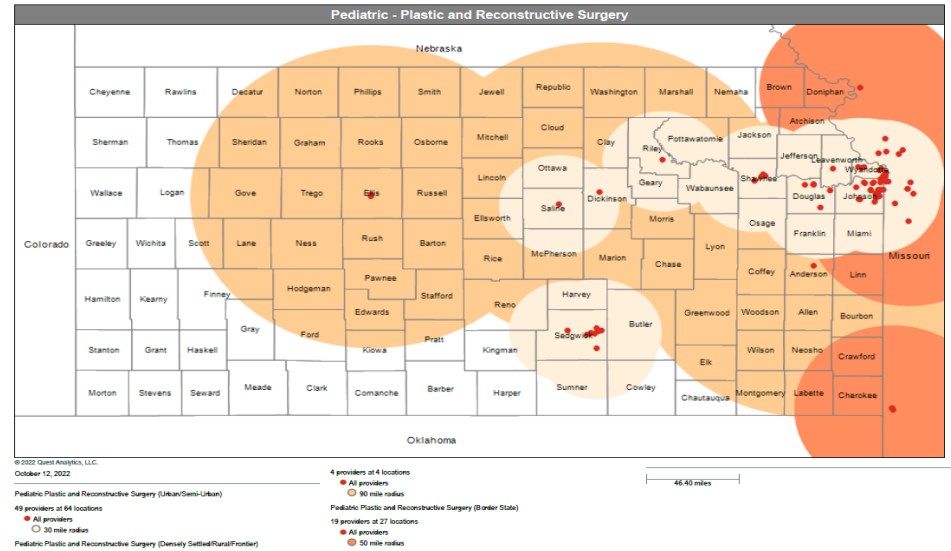


Plastic & Reconstructive Surgery QUARTERLY UNIQUE PROVIDER COUNT

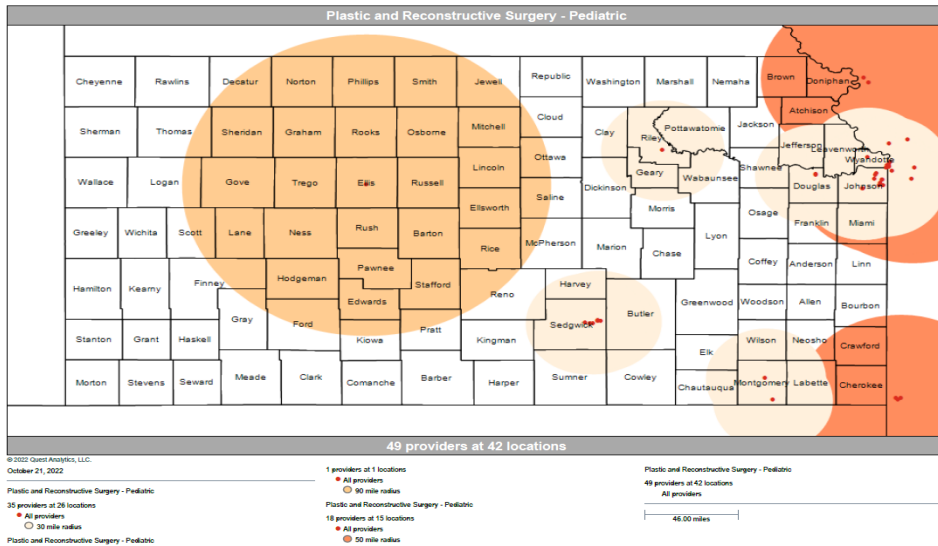
	4Q 2021	1Q 2022	2Q 2022	3Q 2022
Aetna Better Health	52	57	57	57
Sunflower Health Plan	52	59	58	49
UnitedHealthCare	43	42	44	43



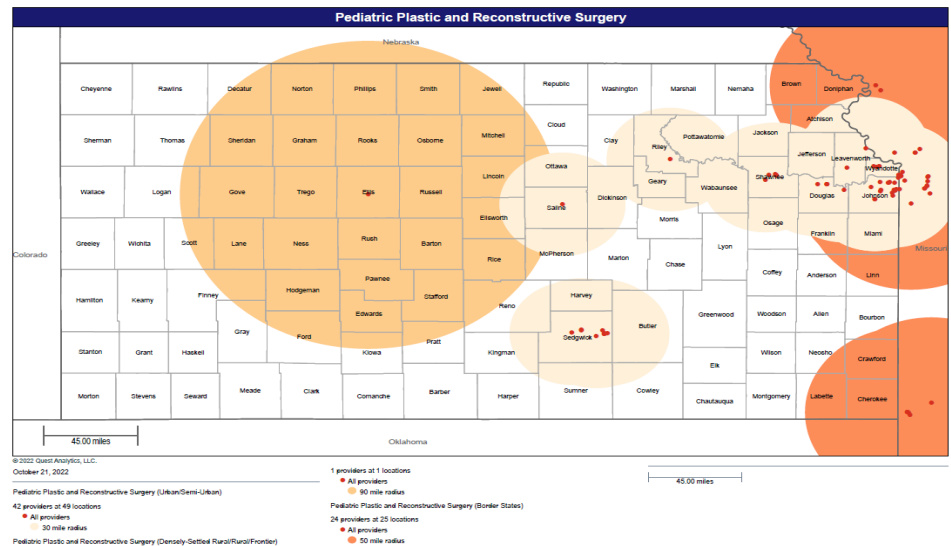
Aetna Better Health



Sunflower Health Plan



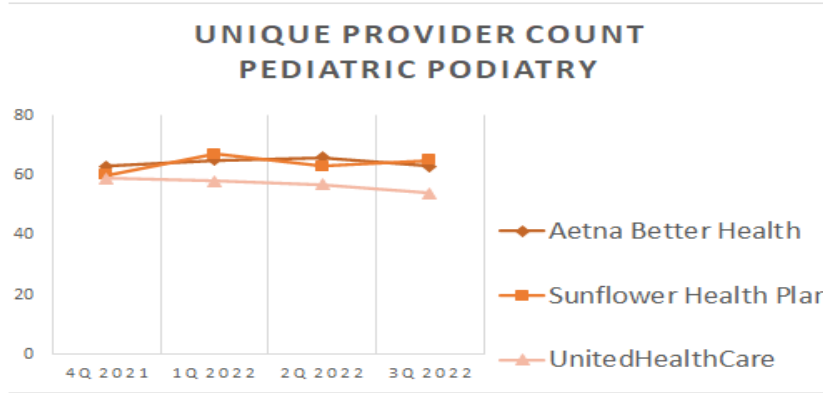
UnitedHealthcare



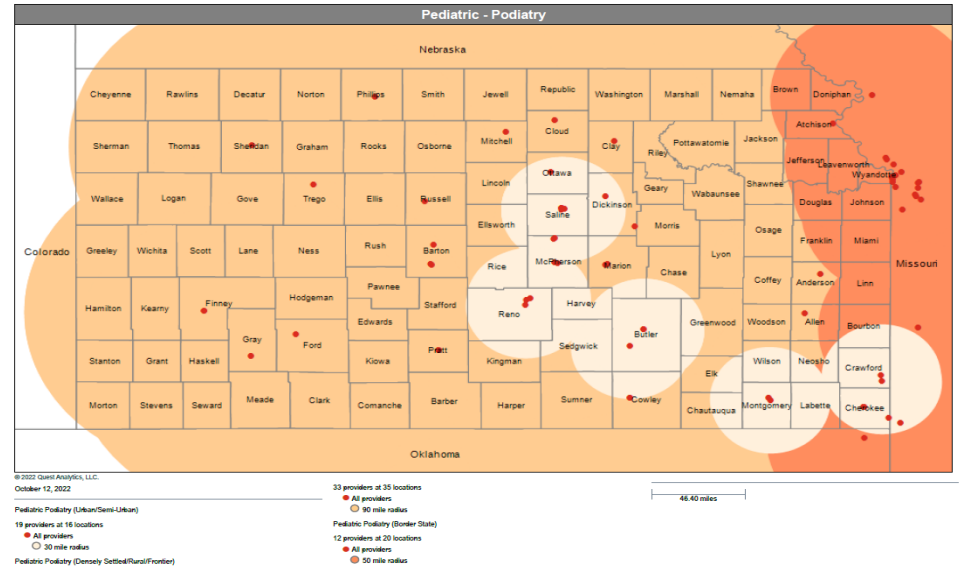
Podiatry

QUARTERLY UNIQUE PROVIDER COUNT

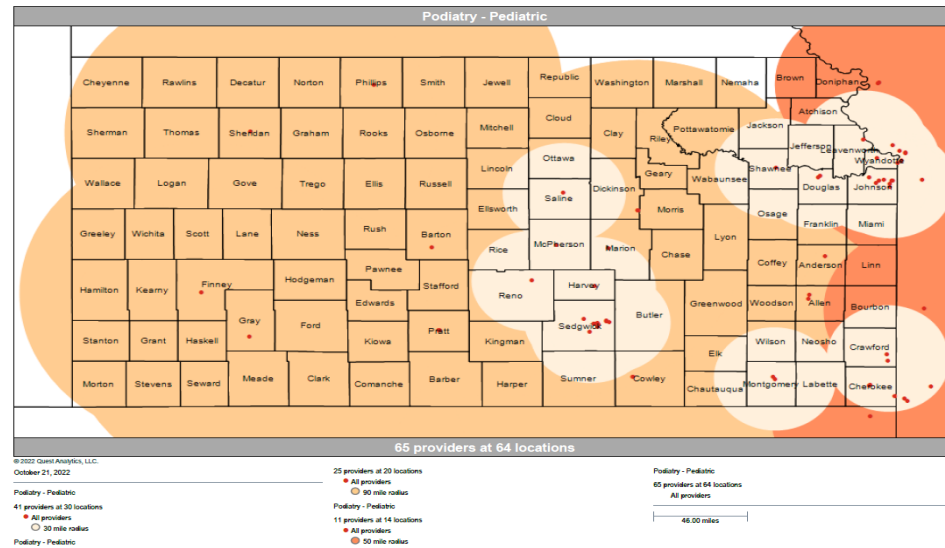
	4Q 2021	1Q 2022	2Q 2022	3Q 2022
Aetna Better Health	63	65	66	63
Sunflower Health Plan	60	67	63	65
UnitedHealthCare	59	58	57	54



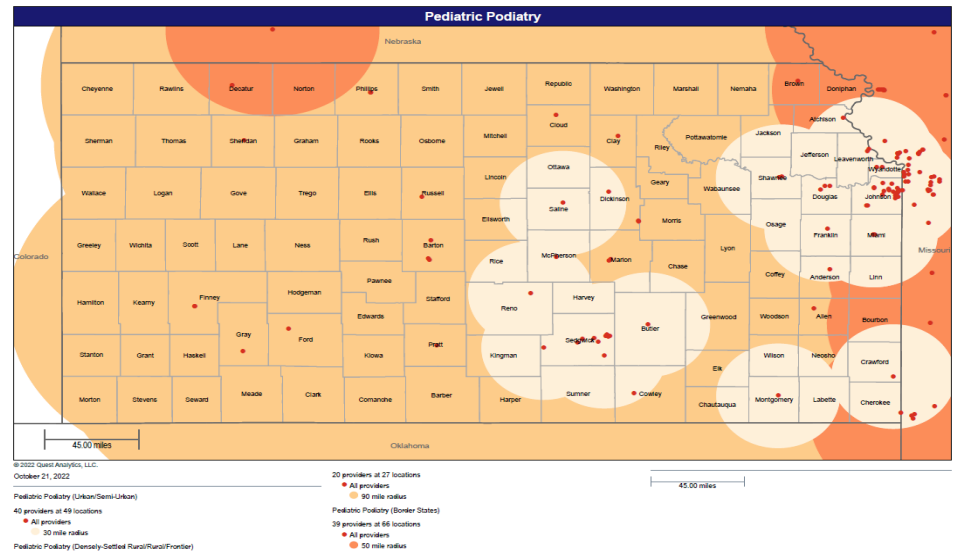
Aetna Better Health



Sunflower Health Plan



UnitedHealthcare

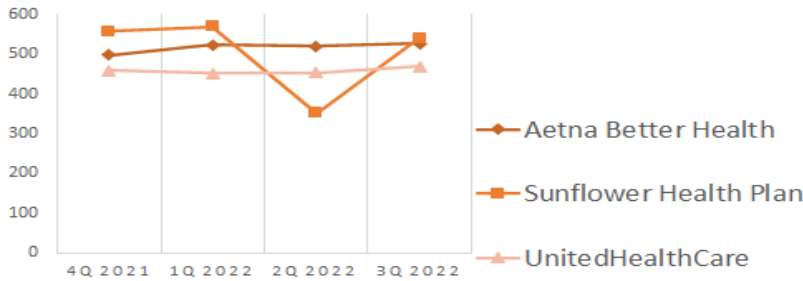


Psychiatrist

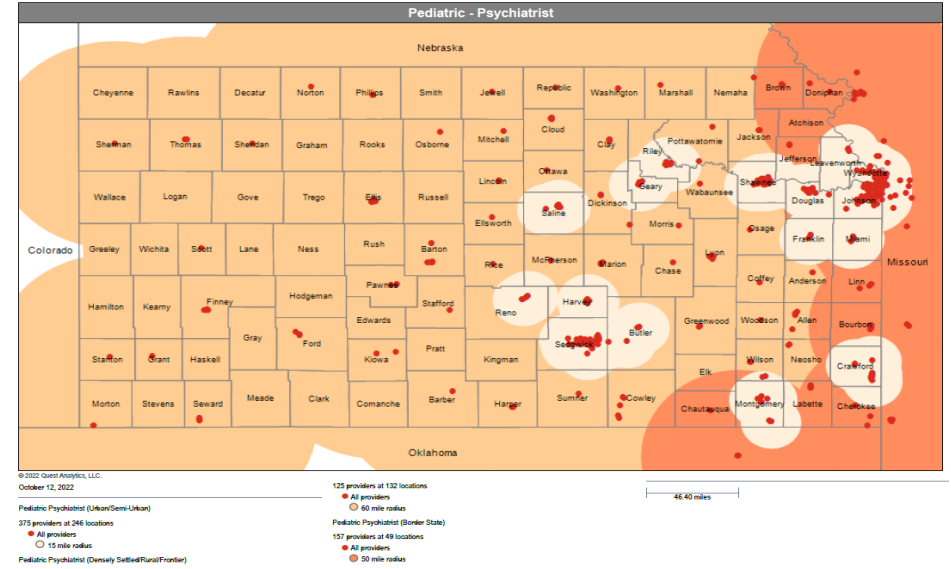
QUARTERLY UNIQUE PROVIDER COUNT

	4Q 2021	1Q 2022	2Q 2022	3Q 2022
Aetna Better Health	497	523	520	526
Sunflower Health Plan	557	569	352	541
UnitedHealthCare	458	452	454	469

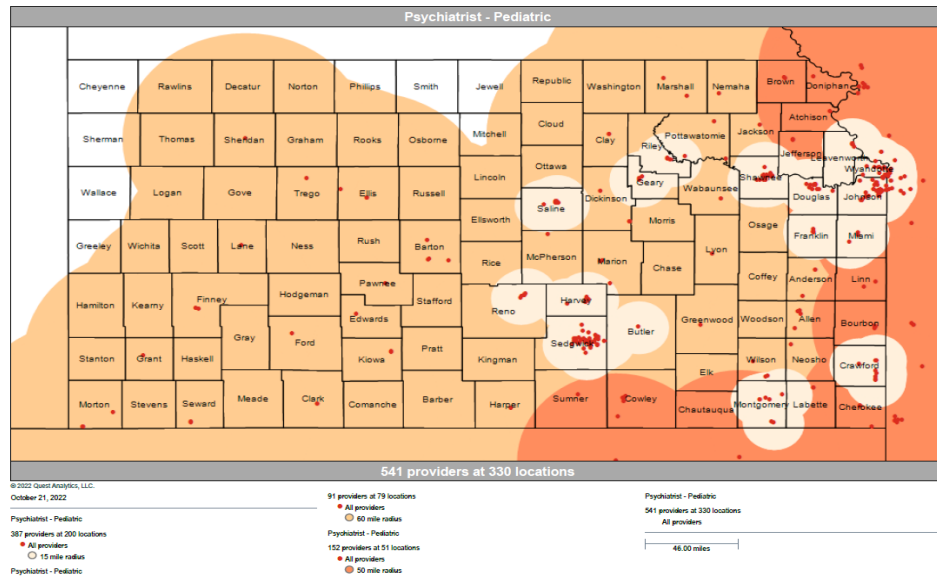
UNIQUE PROVIDER COUNT PEDIATRIC PSYCHIATRIST



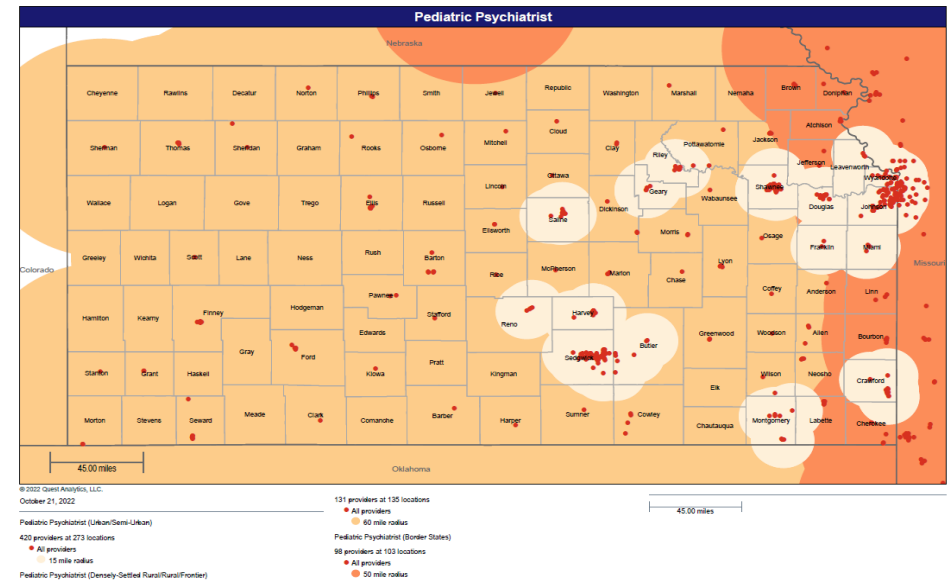
Aetna Better Health



Sunflower Health Plan



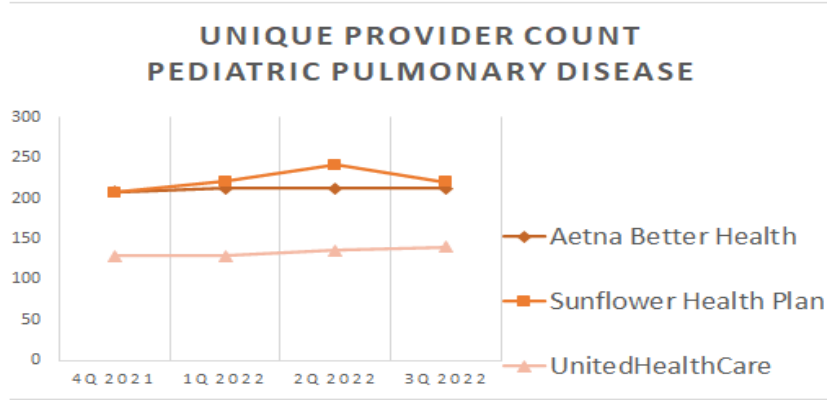
UnitedHealthCare



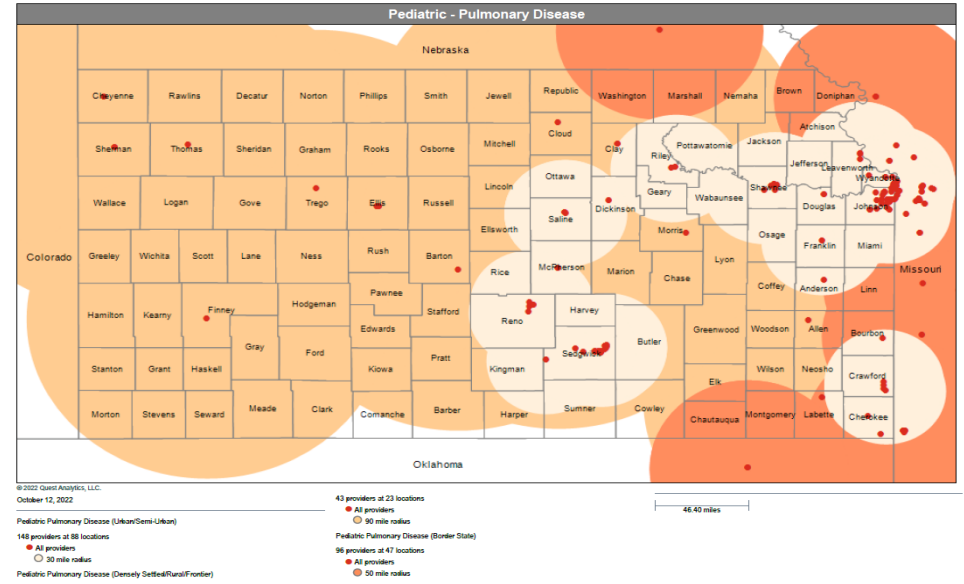
Pulmonary Disease

QUARTERLY UNIQUE PROVIDER COUNT

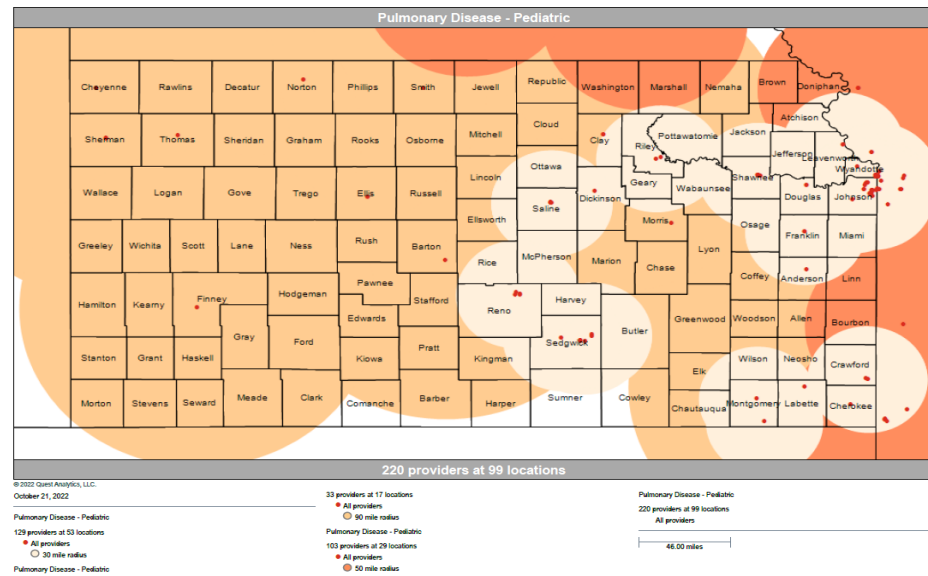
	4Q 2021	1Q 2022	2Q 2022	3Q 2022
Aetna Better Health	208	212	212	212
Sunflower Health Plan	207	221	241	220
UnitedHealthCare	129	129	136	140



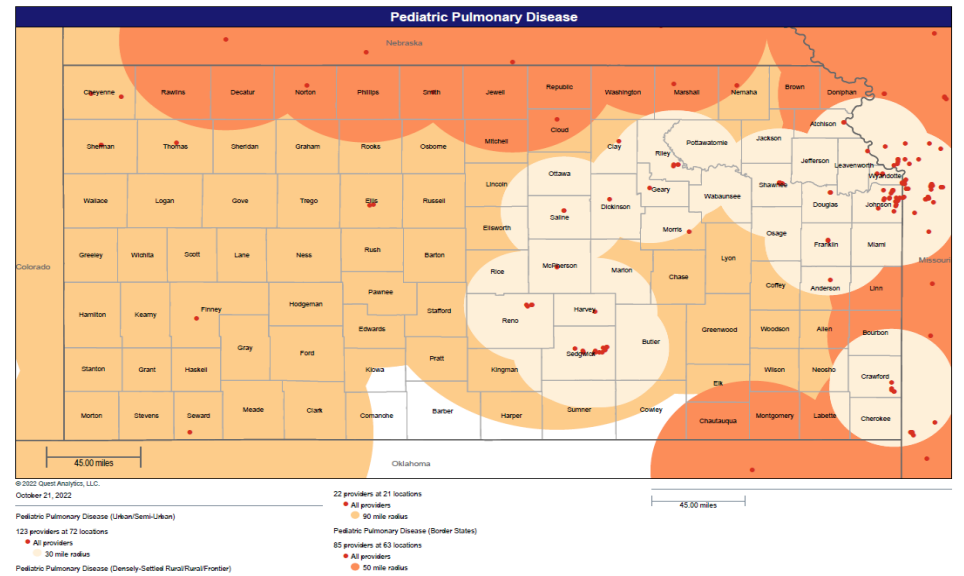
Aetna Better Health



Sunflower Health Plan



UnitedHealthcare

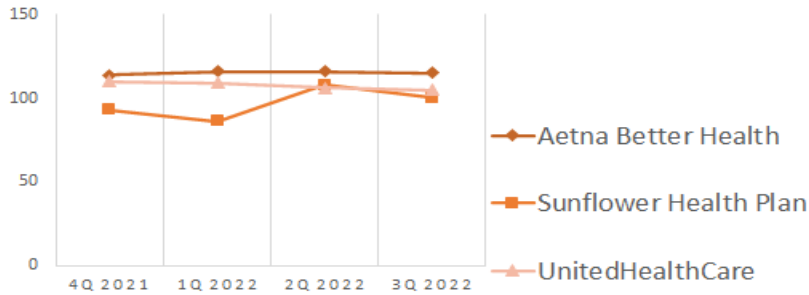


Urology

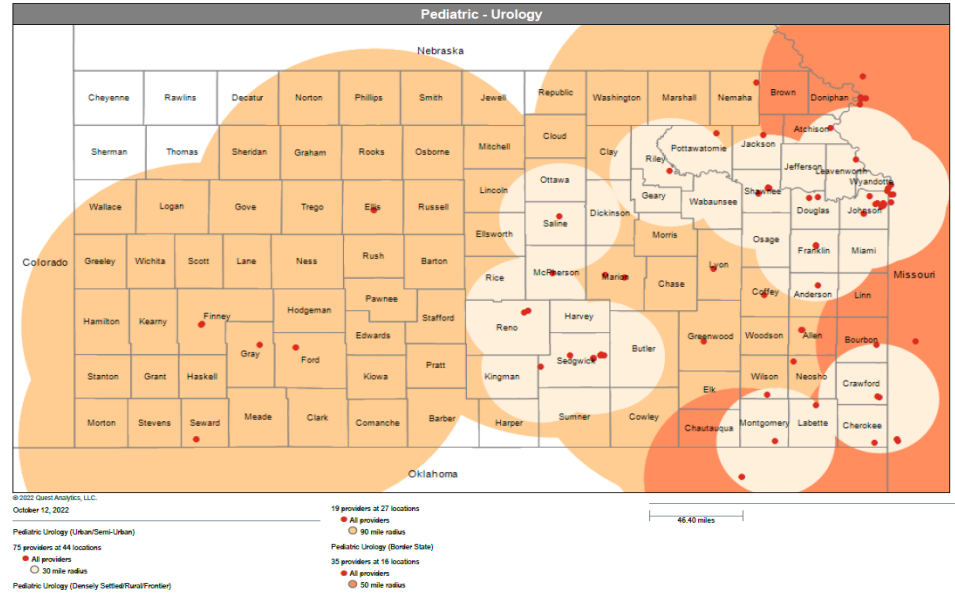
QUARTERLY UNIQUE PROVIDER COUNT

	4Q 2021	1Q 2022	2Q 2022	3Q 2022
Aetna Better Health	114	116	116	115
Sunflower Health Plan	93	86	108	100
UnitedHealthCare	110	109	106	105

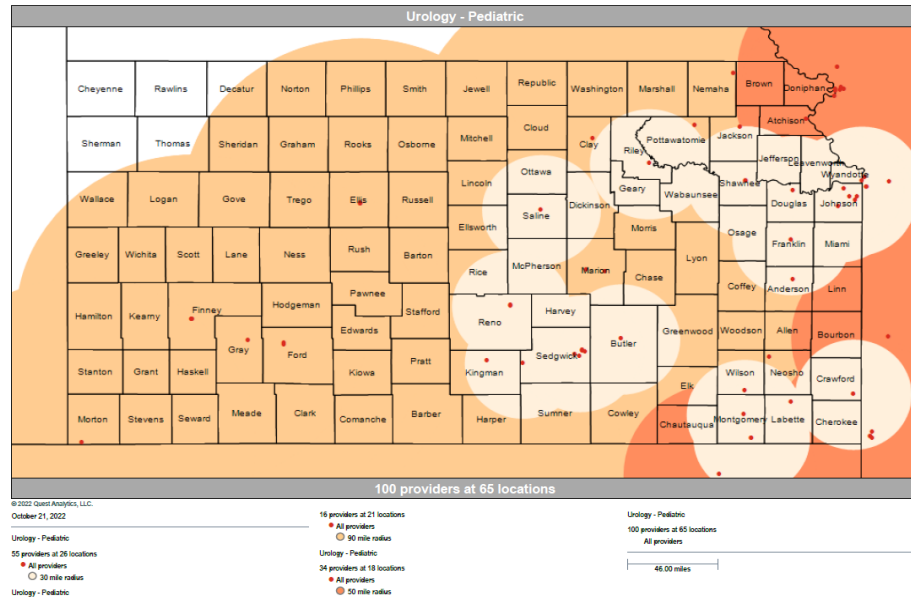
UNIQUE PROVIDER COUNT PEDIATRIC UROLOGY



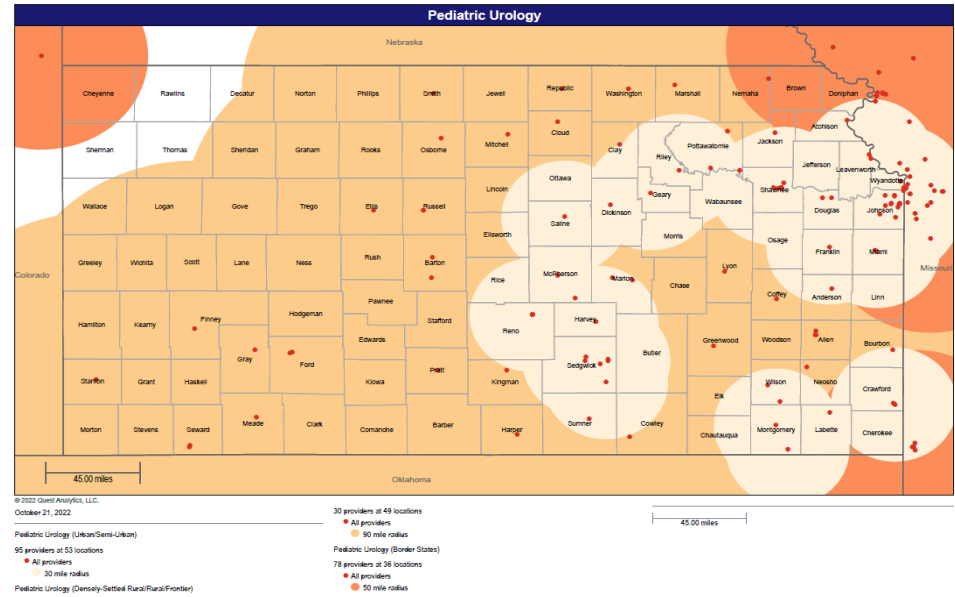
Aetna Better Health



Sunflower Health Plan



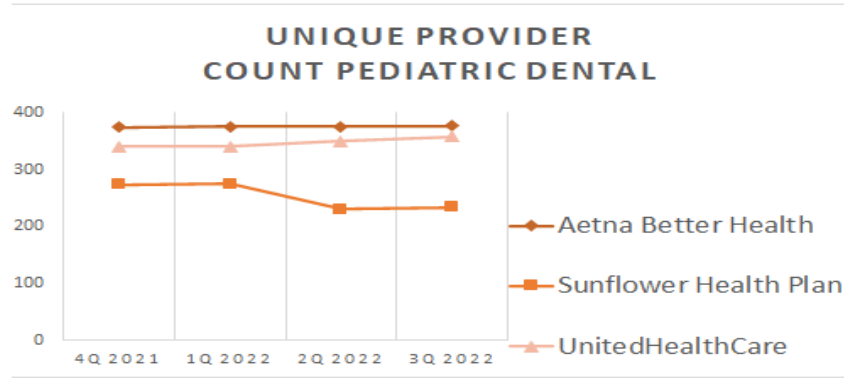
UnitedHealthCare



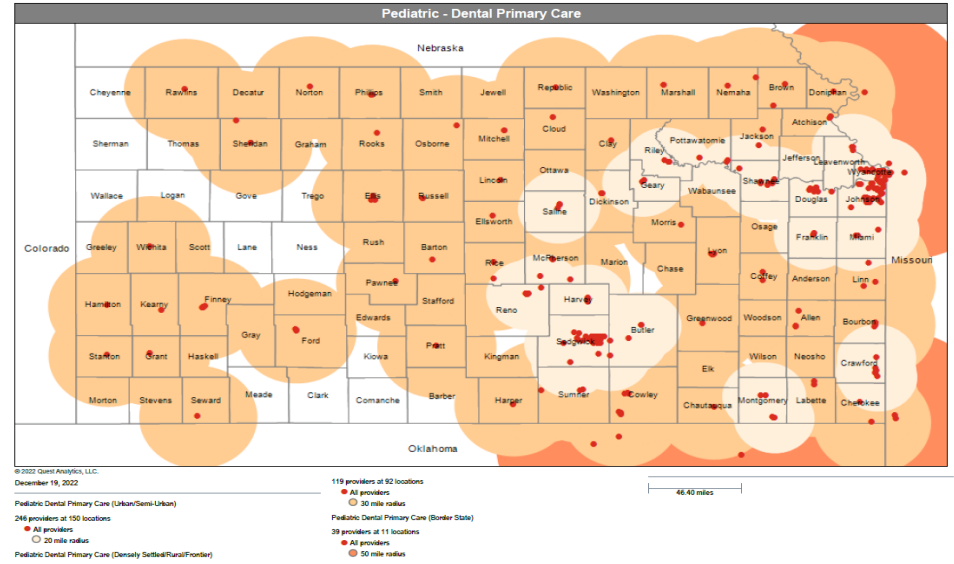
Dental Primary Care

QUARTERLY UNIQUE PROVIDER COUNT

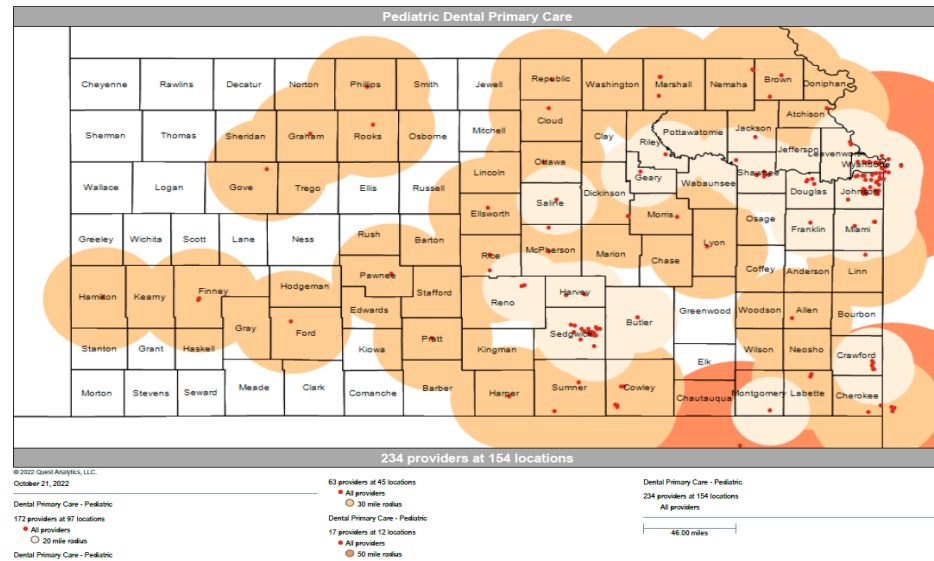
	4Q 2021	1Q 2022	2Q 2022	3Q 2022
Aetna Better Health	375	376	376	377
Sunflower Health Plan	274	275	230	234
UnitedHealthCare	340	340	350	358



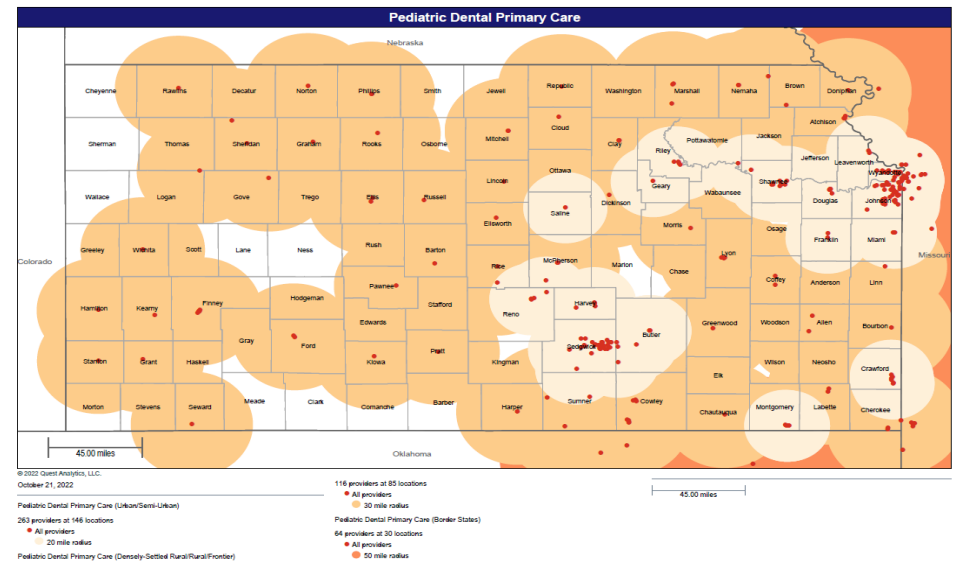
Aetna Better Health



Sunflower Health Plan



UnitedHealthcare





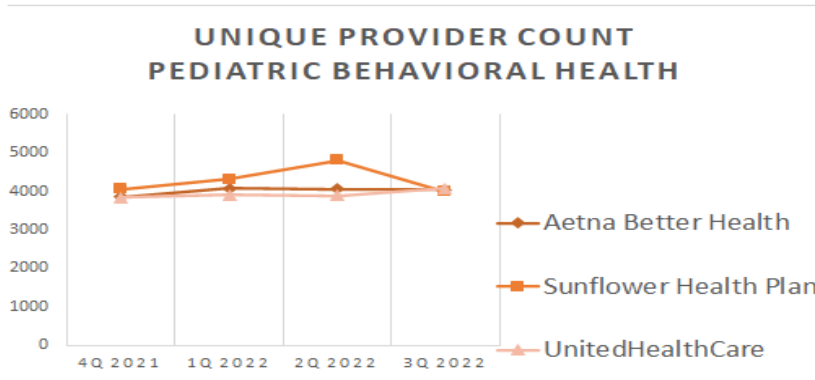
KanCare Managed Care Organization Network Access As of October 1, 2022

Behavioral Health

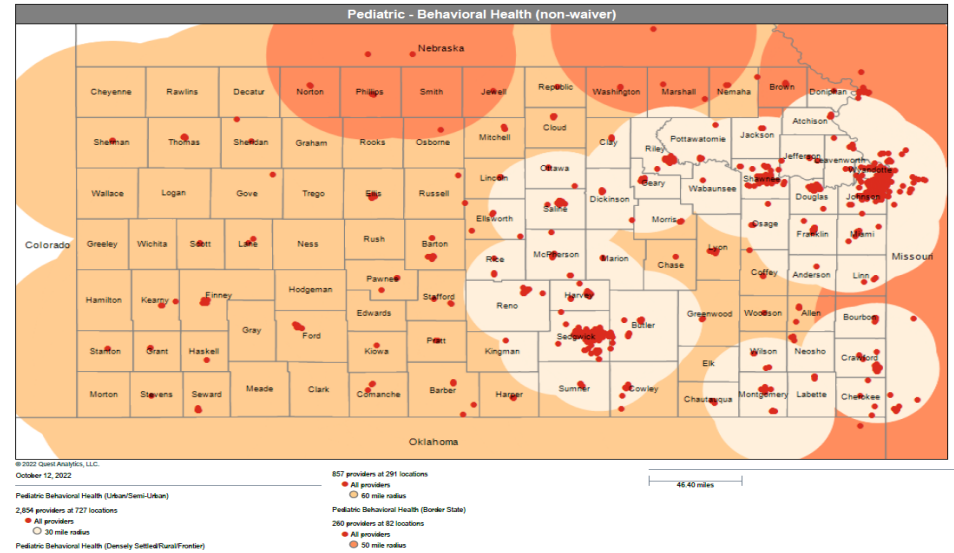
Behavioral Health

QUARTERLY UNIQUE PROVIDER COUNT

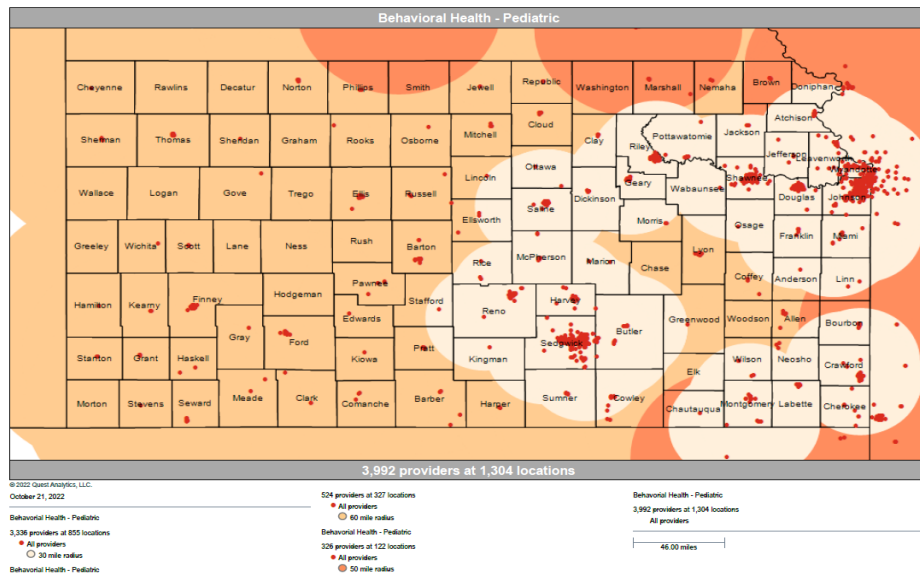
	4Q 2021	1Q 2022	2Q 2022	3Q 2022
Aetna Better Health	3855	4077	4067	4034
Sunflower Health Plan	4061	4317	4811	3992
UnitedHealthCare	3839	3905	3888	4084



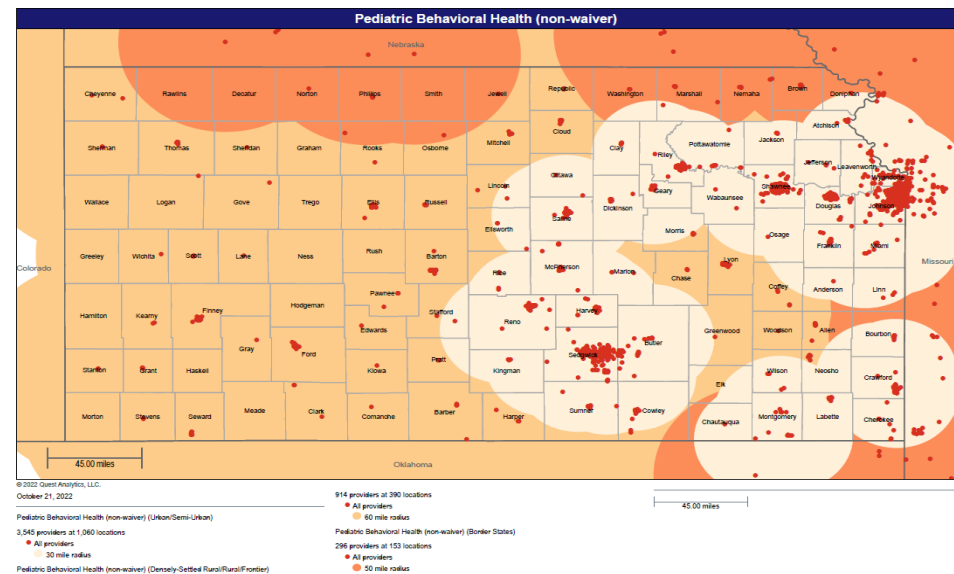
Aetna Better Health



Sunflower Health Plan



UnitedHealthcare





KanCare Managed Care Organization

Network Access As of October 1, 2022

Description of Provider Types and Specialties

Provider Type/Specialty	Description
Primary Care Provider (PCP)	<p>All KanCare members will select or be assigned to a PCP. The KanCare MCOs contract with PCPs to provide, to their members, primary care services including:</p> <ul style="list-style-type: none"> • Basic diagnosis and treatment of common illnesses and medical conditions • Counseling and education on safe health behaviors, self-care skills, treatment options, and preventive services • Referrals to specialists for treatment and management of more complex conditions <p>Family practitioners, general practitioners, internists, pediatricians, OB/GYNs, and other types of providers contracted to fulfill this purpose, may function as PCPs. In addition, physician assistants and nurse practitioners supporting the types of physicians listed above may function as PCPs. The access standard for urban and semi-urban counties is that a PCP be available within 20 miles of the member's residence. For rural and frontier counties, a PCP should be available within 30 miles of the member's residence.</p>
Allergy	<p>Allergists are doctors who specialize in diagnosis, treatment and management of allergies, asthma and immunologic disorders. The KanCare MCOs contract with allergists to provide these services to their members. The access standard for urban and semi-urban counties is that an allergist be available within 25 miles of the member's residence. For rural and frontier counties, an allergist should be available within 100 miles of the member's residence.</p>
Cardiology	<p>Cardiologists are doctors who specialize in diagnosing and treating diseases or conditions of the heart and blood vessels—the cardiovascular system. The KanCare MCOs contract with cardiologists and cardiovascular surgeons to provide these services to their members. The access standard for urban and semi-urban counties is that a cardiologist be available within 25 miles of the member's residence. For rural and frontier counties, a cardiologist should be available within 100 miles of the member's residence.</p>
Dermatology	<p>Dermatologists are doctors who specialize in diagnosis, treatment, and prevention of skin diseases or skin cancers. The KanCare MCOs contract with dermatologists to provide these services to their members. The access standard for urban and semi-urban counties is that a dermatologist be available within 25 miles of the member's residence. For rural and frontier counties, a dermatologist should be available within 100 miles of the member's residence.</p>
Internal Medicine	<p>Physicians specializing in internal medicine, internists, deal with the prevention, diagnosis, and treatment of adult diseases. The access standard for urban and semi-urban counties is that an internist be available within 25 miles of the member's residence. For rural and frontier counties, an internist should be available within 100 miles of the member's residence.</p>
Gastroenterology	<p>Gastroenterologists are doctors who specialize in diseases of the digestive tract. The KanCare MCOs contract with gastroenterologists to provide these services to their members. The access standard for urban and semi-urban counties is that a gastroenterologist be available within 25 miles of the member's residence. For rural and frontier counties, a gastroenterologist should be available within 100 miles of the member's residence.</p>
General Surgery	<p>A general surgeon is a physician who has been educated and trained in the diagnosis and preoperative, operative, and postoperative management of patient care. The KanCare MCOs contract with general surgeons to provide these services to their members. The access standard for urban and semi-urban counties is that a general surgeon be available within 25 miles of the member's residence. For rural and frontier counties, a general surgeon should be available within 100 miles of the member's residence.</p>
Hematology/Oncology	<p>Hematologists are doctors who specialize in diagnosis, treatment, and management of blood disorders. The KanCare MCOs contract with hematologists to provide these services to their members. The access standard for urban and semi-urban counties is that a hematologist be available within 25 miles of the member's residence. For rural and frontier counties, a hematologist should be available within 100 miles of the member's residence.</p>



KanCare Managed Care Organization Network Access As of October 1, 2022

Neonatology	Neonatologists are doctors who specialize in the treatment of newborn infants—especially premature and ill infants. The KanCare MCOs contract with neonatologists to provide these services to their members. The access standard for urban and semi-urban counties is that a neonatologist be available within 25 miles of the member’s residence. For rural and frontier counties, a neonatologist should be available within 100 miles of the member’s residence.
Nephrology	Nephrologists are doctors who specialize in diagnosis and management of kidney diseases. The KanCare MCOs contract with nephrologists to provide these services to their members. The access standard for urban and semi-urban counties is that a nephrologist be available within 25 miles of the member’s residence. For rural and frontier counties, a nephrologist should be available within 100 miles of the member’s residence.
Neurology	Neurologists are doctors who specialize in diagnosis and treatment of disorders of the nervous system. The KanCare MCOs contract with neurologists to provide these services to their members. The access standard for urban and semi-urban counties is that a neurologist be available within 25 miles of the member’s residence. For rural and frontier counties, a neurologist should be available within 100 miles of the member’s residence.
Neurosurgery	Neurosurgeons are doctors who specialize in brain and spinal surgery. The KanCare MCOs contract with neurosurgeons to provide these services to their members. The access standard for urban and semi-urban counties is that a neurosurgeon be available within 25 miles of the member’s residence. For rural and frontier counties, a neurosurgeon should be available within 100 miles of the member’s residence.
OB/GYN	An obstetrician/gynecologist (OB/GYN) is a physician who both delivers babies and treats diseases of the female reproductive organs. The KanCare MCOs contract with OB/GYNs, including specialists in maternal fetal medicine and certified nurse midwives, to provide these services to their members. The access standard for urban and semi-urban counties is that an OB/GYN be available within 15 miles of the member’s residence. For rural and frontier counties, an OB/GYN should be available within 60 miles of the member’s residence.
Ophthalmology	An ophthalmologist is a physician specializing in medical and surgical eye problems. Since ophthalmologists perform operations on eyes, they are both surgical and medical specialists. The KanCare MCOs contract with ophthalmologists to provide these services to their members. The access standard for urban and semi-urban counties is that an ophthalmologist be available within 25 miles of the member’s residence. For rural and frontier counties, an ophthalmologist should be available within 100 miles of the member’s residence.
Orthopedics	Orthopedists are doctors who specialize in disorders of the bones, ligaments, tendons and joints. The KanCare MCOs contract with orthopedists to provide these services to their members. The access standard for urban and semi-urban counties is that an orthopedist be available within 25 miles of the member’s residence. For rural and frontier counties, an orthopedist should be available within 100 miles of the member’s residence.
Otolaryngology	An otolaryngologist is a physician who specializes in the diagnosis and treatment of disorders of the head and neck. This specialty is more commonly known as ENT (ear, nose, and throat). The access standard for urban and semi-urban counties is that an otolaryngologist be available within 25 miles of the member’s residence. For rural and frontier counties, an otolaryngologist should be available within 100 miles of the member’s residence.
Physical Medicine/Rehab	Physical medicine and rehabilitation is an area of medicine that strives to restore and enhance function and quality of life to those with physical impairments or disabilities. A physician in this field, a physiatrist, specializes in restoring function to people with injuries to the muscles, bones, tissues, and nervous system (such as stroke patients). The access standard for urban and semi-urban counties is that a physiatrist be available within 25 miles of the member’s residence. For rural and frontier counties, a physiatrist should be available within 100 miles of the member’s residence.
Plastic & Reconstructive Surgery	A plastic surgeon specializes in the correction or restoration of form and function. Although cosmetic surgery is the most well-known type of plastic surgery, most plastic surgery is not cosmetic. Plastic surgeons deal with reconstructive surgery as well as the treatment of burns. The access standard for urban and semi-urban counties is that a plastic surgeon be available within 25 miles of the member’s residence. For rural and frontier counties, a plastic surgeon should be available within 100 miles of the member’s residence.



KanCare Managed Care Organization Network Access As of October 1, 2022

Podiatry	A podiatrist is a physician who specializes in the diagnosis and treatment of disorders of the foot, ankle, and lower extremities. The access standard for urban and semi-urban counties is that a podiatrist be available within 25 miles of the member's residence. For rural and frontier counties, a podiatrist should be available within 100 miles of the member's residence.
Psychiatrist	A psychiatrist is a physician who specializes in the prevention, diagnosis, and treatment of mental, addictive, and emotional disorders. The KanCare MCOs contract with psychiatrists to provide these services to their members. The access standard for urban and semi-urban counties is that a psychiatrist be available within 15 miles of the member's residence. For rural and frontier counties, a psychiatrist should be available within 60 miles of the member's residence.
Pulmonary Disease	A pulmonologist is a physician who diagnoses and treats diseases and conditions of the lungs and chest. Pulmonology often involves managing patients who need life support and mechanical ventilation. The access standard for urban and semi-urban counties is that a pulmonologist be available within 25 miles of the member's residence. For rural and frontier counties, a pulmonologist should be available within 100 miles of the member's residence.
Urology	Urology focuses on the urinary tract in males and females, and on the reproductive system in males. Urologists diagnose, treat, and manage patients with urological disorders. The organs covered by urology include the kidneys, ureters, urethra, urinary bladder, adrenal gland and the male reproductive organs. The access standard for urban and semi-urban counties is that a urologist be available within 25 miles of the member's residence. For rural and frontier counties, a urologist should be available within 100 miles of the member's residence.
Hospital	Hospitals are healthcare institutions that provide patient treatment by specialized staff and equipment. Hospitals most commonly provide overnight stays for people with serious or life threatening health problems, emergency care, and surgical care. The KanCare MCOs contract with hospitals to provide these services to their members. The access standard for both urban and rural counties is that a hospital be available within 30 miles of the member's residence.
Optometry	An optometrist is a health care professional who is licensed to provide primary eye care services. The KanCare MCOs contract with optometrists to provide these services to their members. The access standard for both urban and rural counties is that an optometrist be available within 30 minutes transport time of the member's residence. The plans have used 30 miles as a proxy for 30 minutes transport time.
Dental Primary Care	Dental primary care includes dental procedures or protocols that attempt to preserve oral hard tissues (teeth) and soft tissues (gums) in good health. Common examples of services include checkups, cleanings, fluoride treatment and sealants. The KanCare MCOs contract with dental providers, including general dentistry practitioners and pediatric dentists, to provide primary dental care services to their members. The access standard for urban and semi-urban counties is that dental primary care be available within 20 miles of the member's residence. For rural and frontier counties, dental primary care should be available within 30 miles of the member's residence.
Retail Pharmacy	Retail pharmacists are medical professionals who prepare and sell prescription drugs as directed by physicians. Pharmacists use their knowledge and training to counsel customers on the appropriate dosages as well as provide instructions concerning the safety of combining certain medications. The KanCare MCOs contract with retail pharmacies to provide these services to their members. The access standard for urban and semi-urban counties is that a retail pharmacy be available within 10 miles of the member's residence. For rural and frontier counties, a retail pharmacy should be available within 30 miles of the member's residence.
Behavioral Health	Behavioral healthcare refers to a continuum of services for individuals at risk of, or suffering from, mental, behavioral, or addictive disorders. The KanCare MCOs contract with behavioral health providers, including mental health and substance use disorder providers, to offer these services to their members. The access standard for urban and semi-urban counties is that behavioral health services be available within 30 miles of the member's residence. For densely-settled rural counties, behavioral health services should be available within 45 miles of the member's residence. For rural and frontier counties, behavioral health services should be available within 60 miles of the member's residence. The KanCare MCOs were instructed to exclude Community Mental Health Centers (CMHCs), Psychiatric Residential Treatment Facilities (PRTFs), and Regional Alcohol and Drug Assessment Centers (RADACs) when creating these maps, as all of these providers must be in network for all plans due to the nature of service they provide.