



# GEO-ACCESS MAPS

## For 4th Quarter, 2023

The following Geo-Access maps are generated by the KanCare Managed Care Organizations (MCOs) each quarter and illustrate the geographical coverage of providers throughout the state for specific provider types. The format for the maps has been updated to reflect changes with KanCare 2.0 and in accordance with the Medicaid and CHIP Managed Care Final Rule.

The Geographic Mapping Reports allow KDHE to evaluate the growth of the network, identify gaps in coverage, monitor MCO compliance with the KanCare Network Adequacy Standards, and provide constructive feedback to the MCOs.

The provider categories included in the maps are listed below:

- Adult Primary Care Providers (PCPs)
- Pediatric Primary Care Providers (PCPs)
- OB/GYN
- Adult Behavioral Health (non-waiver)
- Pediatric Behavioral Health (non-waiver)
- Adult Specialists
- Pediatric Specialists
- Hospital
- Pharmacy
- Dental and Vision
- Ancillary Services
- HCBS (fixed-site)

Each map identifies the specialty and—where applicable—population for the service identified. Only providers contracted for the specified service are shown, including providers in border states. Provider service locations are identified on each map as a small dot and colored circles are used to represent the radius in miles from each provider service location (for the identified urban-rural classification). The size of each circle corresponds to distance requirements identified in the network standards.

For each map, a count will display the number of unique providers and locations. In some instances, many providers practice in a single location. Providers may also have multiple practice locations.

The index below identifies the classification indicators used in the maps. For all maps, the following scale is used.



### Adult Services

- Urban/Semi-Urban
- Densely Settled/Rural/Frontier
- Border State
- Provider Locations

### Pediatric Services

- Urban/Semi-Urban
- Densely Settled/Rural/Frontier
- Border State
- Provider Locations

### HCBS Services

- Urban/Semi-Urban
- Densely Settled/Rural/Frontier
- Border State
- Provider Locations

### Hospital, Ancillary, Pharmacy, and Vision Services

- Urban/Semi-Urban
- Densely Settled/Rural/Frontier
- Border State
- Provider Locations



KanCare Managed Care Organization  
 Mapped Provider Count Report  
*Aetna Better Health*

Provider Specialty Type	# Unique Providers	# Unique Locations	URBAN & SEMI-URBAN		RURAL & FRONTIER	
			Percent of Members within Access Standard	Mean Distance from Member to Provider Type	Percent of Members within Access Standard	Mean Distance from Member to Provider Type
<b>Primary Care Physicians</b>			<i>20 MILES / 40 MINUTES</i>		<i>30 MILES / 45 MINUTES</i>	
Adult Primary Care Providers	2770	1120	100.0%	1.3	100.0%	3.0
Pediatric Primary Care Providers	3331	1138	100.0%	1.5	100.0%	3.3
<b>OB/GYN</b>			<i>15 MILES / 30 MINUTES</i>		<i>60 MILES / 90 MINUTES</i>	
OB/GYN	596	559	100.0%	2.4	100.0%	8.8
<b>Behavioral Health</b>			<i>30 MILES / 60 MINUTES</i>		<i>60 MILES / 90 MINUTES</i>	
Adult Behavioral Health	4369	1387	100.0%	1.1	100.0%	4.9
Pediatric Behavioral Health	5836	1419	100.0%	1.3	100.0%	5.4
<b>Specialist</b>			<i>30 MILES / 60 MINUTES</i>		<i>90 MILES / 135 MINUTES</i>	
<b>ADULT SPECIALIST</b>			<i>30 MILES / 60 MINUTES</i>		<i>90 MILES / 135 MINUTES</i>	
Allergy	50	206	99.7%	5.0	94.3%	37.3
Cardiology	573	558	100.0%	2.2	100.0%	9.9
Dermatology	83	267	100.0%	3.1	100.0%	16.3
Gastroenterology	180	389	100.0%	2.4	100.0%	16.2
General Surgery	551	607	100.0%	2.5	100.0%	6.4
Hematology/Oncology	245	417	100.0%	2.4	100.0%	12.6
Nephrology	154	342	100.0%	2.8	100.0%	16.6
Neurology	409	496	100.0%	2.3	100.0%	11.7
Ophthalmology	146	181	100.0%	3.3	100.0%	23.5
Orthopedics	382	499	100.0%	2.4	100.0%	8.9
Otolaryngology	162	276	100.0%	3.5	100.0%	23.3
Physical Medicine/Rehab	123	307	100.0%	2.7	94.2%	34.9
Plastic and Reconstructive Surgery	79	320	100.0%	3.8	92.4%	39.6
Podiatry	72	107	100.0%	6.5	100.0%	20.4
Psychiatrist	659	683	100.0%	1.6	100.0%	5.7
NOTE: The standard for this specialty differs from other specialties in this group.			<i>15 MILES / 30 MINUTES</i> ↑		<i>60 MILES / 90 MINUTES</i> ↑	
Pulmonary Disease	259	471	100.0%	2.2	100.0%	18.2
Urology	135	279	100.0%	3.6	99.7%	19.5



KanCare Managed Care Organization  
 Mapped Provider Count Report  
*Aetna Better Health*

Provider Specialty Type	# Unique Providers	# Unique Locations	URBAN & SEMI-URBAN		RURAL & FRONTIER	
			Percent of Members within Access Standard	Mean Distance from Member to Provider Type	Percent of Members within Access Standard	Mean Distance from Member to Provider Type
<b>PEDIATRIC SPECIALIST</b>			<b>30 MILES / 60 MINUTES</b>		<b>90 MILES / 135 MINUTES</b>	
Allergy	50	207	99.7%	5.0	89.7%	46.6
Cardiology	572	557	100.0%	2.4	100.0%	10.4
Dermatology	83	263	100.0%	3.3	100.0%	15.8
Gastroenterology	180	386	100.0%	2.6	100.0%	16.1
General Surgery	551	608	100.0%	2.7	100.0%	6.6
Hematology/Oncology	245	416	100.0%	2.6	100.0%	13.3
Neonatology	54	127	100.0%	6.1	85.8%	59.5
Nephrology	154	344	100.0%	3.1	100.0%	17.9
Neurology	409	498	100.0%	2.6	100.0%	12.6
Ophthalmology	146	181	100.0%	3.5	100.0%	26.1
Orthopedics	384	498	100.0%	2.6	100.0%	9.2
Otolaryngology	162	278	100.0%	3.8	100.0%	26.5
Physical Medicine/Rehab	123	310	100.0%	3.0	89.8%	45.1
Plastic and Reconstructive Surgery	79	316	100.0%	3.9	87.3%	49.7
Podiatry	72	107	100.0%	6.7	100.0%	21.6
Psychiatrist	658	687	100.0%	1.9	100.0%	6.4
NOTE: The standard for this specialty differs from other specialties in this group.			15 MILES / 30 MINUTES ↑		60 MILES / 90 MINUTES ↑	
Pulmonary Disease	259	472	100.0%	2.5	100.0%	21.5
Urology	135	285	100.0%	3.9	99.7%	18.9
<b>Hospital</b>			<b>30 MILES / 60 MINUTES</b>		<b>60 MILES / 90 MINUTES</b>	
Hospital	179	179	100.0%	3.9	100.0%	6.5
<b>Pharmacy</b>			<b>10 MILES / 20 MINUTES</b>		<b>30 MILES / 45 MINUTES</b>	
Pharmacy	700	693	99.9%	1.6	100.0%	3.9
<b>Vision</b>			<b>30 MILES / 60 MINUTES</b>		<b>60 MILES / 90 MINUTES</b>	
Optometry	410	304	100.0%	2.0	100.0%	8.5
<b>Dental</b>			<b>20 MILES / 40 MINUTES</b>		<b>30 MILES / 45 MINUTES</b>	
Adult Dental Primary Care	322	226	100.0%	2.6	98.0%	9.1
Pediatric Dental Primary Care	378	254	100.0%	2.6	97.9%	8.9



KanCare Managed Care Organization  
 Mapped Provider Count Report  
*Aetna Better Health*

			URBAN & SEMI-URBAN		RURAL & FRONTIER	
Provider Specialty Type	# Unique Providers	# Unique Locations	Percent of Members within Access Standard	Mean Distance from Member to Provider Type	Percent of Members within Access Standard	Mean Distance from Member to Provider Type
<b>Ancillary Services</b>			<i>30 MILES / 60 MINUTES</i>		<i>60 MILES / 90 MINUTES</i>	
Physical Therapy	774	283	100.0%	3.1	100.0%	13.3
Occupational Therapy	307	169	100.0%	3.7	94.2%	29.8
Speech Therapy	288	155	99.7%	4.7	92.9%	34.3
X-Ray	183	188	100.0%	4.1	100.0%	6.3
Lab	232	236	100.0%	4.0	100.0%	6.4
NOTE: The standard for this specialty differs from other specialties in this group.					<i>30 MILES / 60 MINUTES</i> ↑	
			URBAN & SEMI-URBAN <i>30 MILES / 60 MINUTES</i>		RURAL & FRONTIER <i>60 MILES / 100 MINUTES</i>	
Provider Specialty Type	# Unique Providers	# Unique Locations	Percent of Members within Access Standard	Mean Distance from Member to Specialist	Percent of Members within Access Standard	Mean Distance from Member to Specialist
<b>Adult Day Care PT 55/PS 410/PC S5101 &amp; S5102</b>						
FE Waiver Providers	157	174	100.0%	3.7	100.0%	12.3
<b>Day Supports PT 55/PS 520/PC T2021</b>						
IDD Waiver Providers	136	176	100.0%	3.3	100.0%	17.1



KanCare Managed Care Organization  
 Mapped Provider Count Report  
*Sunflower State Health Plan*

Provider Specialty Type	# Unique Providers	# Unique Locations	URBAN & SEMI-URBAN		RURAL & FRONTIER	
			Percent of Members within Access Standard	Mean Distance from Member to Provider Type	Percent of Members within Access Standard	Mean Distance from Member to Provider Type
<b>Primary Care Physicians</b>			<i>20 MILES / 40 MINUTES</i>		<i>30 MILES / 45 MINUTES</i>	
Adult Primary Care Providers	3618	1258	100.0%	1.3	100.0%	2.6
Pediatric Primary Care Providers	4343	1300	100.0%	1.4	100.0%	3.0
<b>OB/GYN</b>			<i>15 MILES / 30 MINUTES</i>		<i>60 MILES / 90 MINUTES</i>	
OB/GYN	494	313	100.0%	2.5	100.0%	11.6
<b>Behavioral Health</b>			<i>30 MILES / 60 MINUTES</i>		<i>60 MILES / 90 MINUTES</i>	
Adult Behavioral Health	3084	1300	100.0%	1.1	100.0%	4.9
Pediatric Behavioral Health	4594	1354	100.0%	1.2	100.0%	5.2
<b>Specialist</b>			<i>30 MILES / 60 MINUTES</i>		<i>90 MILES / 135 MINUTES</i>	
<b>ADULT SPECIALIST</b>			<i>30 MILES / 60 MINUTES</i>		<i>90 MILES / 135 MINUTES</i>	
Allergy	34	28	93.5%	14.5	98.6%	49.8
Cardiology	386	234	100.0%	3.4	100.0%	14.4
Dermatology	58	65	99.0%	8.6	97.3%	37.8
Gastroenterology	134	95	100.0%	5.8	99.8%	34.0
General Surgery	387	352	100.0%	3.6	100.0%	6.3
Hematology/Oncology	167	82	100.0%	5.0	100.0%	28.7
Nephrology	117	87	100.0%	6.6	100.0%	26.2
Neurology	348	230	100.0%	3.4	100.0%	18.5
Ophthalmology	134	164	100.0%	3.3	100.0%	17.8
Orthopedics	297	251	100.0%	3.6	100.0%	9.4
Otolaryngology	127	120	100.0%	6.0	100.0%	29.5
Physical Medicine/Rehab	76	84	100.0%	5.4	97.8%	30.3
Plastic and Reconstructive Surgery	47	50	93.2%	12.2	94.3%	54.5
Podiatry	64	105	100.0%	5.2	100.0%	24.4
Psychiatrist*	583	460	99.9%	1.9	99.9%	9.3
*NOTE: The standard for this specialty differs from other specialties in this group.			<i>15 MILES / 30 MINUTES</i>		<i>60 MILES / 90 MINUTES</i>	
Pulmonary Disease	223	135	100.0%	4.8	100.0%	23.4
Urology	106	112	100.0%	6.2	99.8%	23.4



KanCare Managed Care Organization  
 Mapped Provider Count Report  
*Sunflower State Health Plan*

Provider Specialty Type	# Unique Providers	# Unique Locations	URBAN & SEMI-URBAN		RURAL & FRONTIER	
			Percent of Members within Access Standard	Mean Distance from Member to Provider Type	Percent of Members within Access Standard	Mean Distance from Member to Provider Type
<b>PEDIATRIC SPECIALIST</b>			<b>30 MILES / 60 MINUTES</b>		<b>90 MILES / 135 MINUTES</b>	
Allergy	35	30	94.2%	13.4	98.7%	50.3
Cardiology	386	235	100.0%	3.6	100.0%	15.3
Dermatology	58	68	99.9%	7.0	97.1%	39.4
Gastroenterology	136	96	100.0%	5.8	99.8%	36.1
General Surgery	391	353	100.0%	3.9	100.0%	6.4
Hematology/Oncology	170	84	100.0%	5.2	100.0%	30.0
Neonatology	100	31	89.9%	15.3	68.8%	94.5
Nephrology	121	89	100.0%	6.5	100.0%	25.7
Neurology	347	233	100.0%	3.6	100.0%	19.3
Ophthalmology	134	164	100.0%	3.5	100.0%	20.3
Orthopedics	299	252	100.0%	3.9	100.0%	9.7
Otolaryngology	129	120	100.0%	6.2	100.0%	31.3
Physical Medicine/Rehab	76	84	100.0%	5.6	97.7%	30.8
Plastic and Reconstructive Surgery	47	50	93.0%	12.2	91.1%	60.3
Podiatry	65	106	100.0%	5.2	100.0%	25.2
Psychiatrist*	584	462	99.9%	2.1	99.9%	9.6
*NOTE: The standard for this specialty differs from other specialties in this group.			<b>15 MILES / 30 MINUTES</b>		<b>60 MILES / 90 MINUTES</b>	
Pulmonary Disease	225	137	100.0%	5.0	100.0%	25.3
Urology	106	112	100.0%	6.5	99.7%	23.1
<b>Hospital</b>			<b>30 MILES / 60 MINUTES</b>		<b>60 MILES / 90 MINUTES</b>	
Hospital	276	333	100.0%	3.3	100.0%	5.3
<b>Pharmacy</b>			<b>10 MILES / 20 MINUTES</b>		<b>30 MILES / 45 MINUTES</b>	
Pharmacy	620	610	99.8%	1.5	100.0%	4.1
<b>Vision</b>			<b>30 MILES / 60 MINUTES</b>		<b>60 MILES / 90 MINUTES</b>	
Optometry	475	411	100.0%	1.8	100.0%	6.6
<b>Dental</b>			<b>20 MILES / 40 MINUTES</b>		<b>30 MILES / 45 MINUTES</b>	
Adult Dental Primary Care	330	257	100.0%	3.0	99.7%	8.3
Pediatric Dental Primary Care	186	119	99.9%	5.0	80.4%	22.3



KanCare Managed Care Organization  
 Mapped Provider Count Report  
 Sunflower State Health Plan

Provider Specialty Type	# Unique Providers	# Unique Locations	URBAN & SEMI-URBAN		RURAL & FRONTIER	
			Percent of Members within Access Standard	Mean Distance from Member to Provider Type	Percent of Members within Access Standard	Mean Distance from Member to Provider Type
<b>Ancillary Services</b>			<i>30 MILES / 60 MINUTES</i>		<i>60 MILES / 90 MINUTES</i>	
Physical Therapy	859	514	100.0%	2.2	100.0%	4.7
Occupational Therapy	379	355	100.0%	2.5	100.0%	7.5
Speech Therapy	312	267	100.0%	3.1	100.0%	16.3
X-Ray	203	207	100.0%	4.1	100.0%	8.0
Lab*	219	234	100.0%	4.1	100.0%	8.8
*NOTE: The standard for this specialty differs from other specialties in this group.			<i>30 MILES / 60 MINUTES</i>			

Provider Specialty Type	# Unique Providers	# Unique Locations	URBAN & SEMI-URBAN <i>30 MILES / 60 MINUTES</i>		RURAL & FRONTIER <i>60 MILES / 100 MINUTES</i>	
			Percent of Members within Access Standard	Mean Distance from Member to Specialist	Percent of Members within Access Standard	Mean Distance from Member to Specialist
<b>Adult Day Care PT 55/PS 410/PC S5101 &amp; S5102</b>						
FE Waiver Providers	189	205	100.0%	1.9	100.0%	9.7
<b>Day Supports PT 55/PS 520/PC T2021</b>						
IDD Waiver Providers	190	268	100.0%	2.2	100.0%	9.4



KanCare Managed Care Organization  
 Mapped Provider Count Report  
*United HealthCare*

Provider Specialty Type	# Unique Providers	# Unique Locations	URBAN & SEMI-URBAN		RURAL & FRONTIER	
			Percent of Members within Access Standard	Mean Distance from Member to Provider Type	Percent of Members within Access Standard	Mean Distance from Member to Provider Type
<b>Primary Care Physicians</b>			<i>20 MILES / 40 MINUTES</i>		<i>30 MILES / 45 MINUTES</i>	
Adult Primary Care Providers	3702	1184	100.0%	0.9	100.0%	2.0
Pediatric Primary Care Providers	3951	1197	100.0%	1.0	100.0%	2.2
<b>OB/GYN</b>			<i>15 MILES / 30 MINUTES</i>		<i>60 MILES / 90 MINUTES</i>	
OB/GYN	331	210	99.9%	2.6	100.0%	10.5
<b>Behavioral Health</b>			<i>30 MILES / 60 MINUTES</i>		<i>60 MILES / 90 MINUTES</i>	
Adult Behavioral Health	4069	1513	100.0%	0.8	100.0%	3.9
Pediatric Behavioral Health	5318	1590	100.0%	0.9	100.0%	4.0
<b>Specialist</b>			<i>30 MILES / 60 MINUTES</i>		<i>90 MILES / 135 MINUTES</i>	
<b>ADULT SPECIALIST</b>			<i>30 MILES / 60 MINUTES</i>		<i>90 MILES / 135 MINUTES</i>	
Allergy	31	31	97.6%	6.8	100.0%	39.1
Cardiology	375	210	100.0%	2.9	100.0%	9.1
Dermatology	61	78	100.0%	5.3	99.7%	21.2
Gastroenterology	113	88	100.0%	4.7	95.6%	42.1
General Surgery	323	254	100.0%	2.5	100.0%	7.1
Hematology/Oncology	201	103	100.0%	3.9	100.0%	16.8
Nephrology	83	89	100.0%	3.8	100.0%	16.9
Neurology	235	126	100.0%	3.9	100.0%	16.4
Ophthalmology	123	122	100.0%	2.9	100.0%	18.2
Orthopedics	220	161	100.0%	2.9	100.0%	9.6
Otolaryngology	106	80	100.0%	4.3	100.0%	20.2
Physical Medicine/Rehab	75	106	100.0%	4.5	99.2%	23.3
Plastic and Reconstructive Surgery	46	54	97.2%	8.0	93.1%	53.4
Podiatry	45	70	100.0%	4.4	100.0%	17.6
Psychiatrist	562	480	100.0%	1.6	100.0%	5.6
NOTE: The standard for this specialty differs from other specialties in this group.			<i>15 MILES / 30 MINUTES</i> ↑		<i>60 MILES / 90 MINUTES</i> ↑	
Pulmonary Disease	129	100	100.0%	3.8	100.0%	25.2
Urology	116	89	100.0%	3.5	98.8%	22.0





KanCare Managed Care Organization  
 Mapped Provider Count Report  
*United HealthCare*

Provider Specialty Type	# Unique Providers	# Unique Locations	URBAN & SEMI-URBAN		RURAL & FRONTIER	
			Percent of Members within Access Standard	Mean Distance from Member to Provider Type	Percent of Members within Access Standard	Mean Distance from Member to Provider Type
<b>PEDIATRIC SPECIALIST</b>			<b>30 MILES / 60 MINUTES</b>		<b>90 MILES / 135 MINUTES</b>	
Allergy	32	32	98.2%	6.7	100.0%	41.2
Cardiology	374	209	100.0%	2.9	100.0%	9.1
Dermatology	61	78	100.0%	5.2	99.8%	19.9
Gastroenterology	113	88	100.0%	4.7	94.0%	48.5
General Surgery	324	254	100.0%	2.6	100.0%	7.0
Hematology/Oncology	201	103	100.0%	4.1	100.0%	16.1
Neonatology	58	28	97.8%	8.1	69.3%	86.0
Nephrology	83	89	100.0%	3.8	100.0%	16.1
Neurology	239	126	100.0%	4.0	100.0%	16.9
Ophthalmology	123	123	100.0%	3.0	100.0%	20.3
Orthopedics	220	161	100.0%	3.1	100.0%	9.6
Otolaryngology	107	80	100.0%	4.3	100.0%	23.4
Physical Medicine/Rehab	75	106	100.0%	4.4	99.3%	22.7
Plastic and Reconstructive Surgery	46	54	97.8%	7.5	91.0%	58.9
Podiatry	45	70	100.0%	4.4	100.0%	16.6
Psychiatrist	563	481	100.0%	1.7	100.0%	5.7
NOTE: The standard for this specialty differs from other specialties in this group.			15 MILES / 30 MINUTES ↑		60 MILES / 90 MINUTES ↑	
Pulmonary Disease	129	100	100.0%	3.9	100.0%	26.4
Urology	116	89	100.0%	3.6	99.0%	25.9
<b>Hospital</b>			<b>30 MILES / 60 MINUTES</b>		<b>60 MILES / 90 MINUTES</b>	
Hospital	228	208	100.0%	2.8	100.0%	4.7
<b>Pharmacy</b>			<b>10 MILES / 20 MINUTES</b>		<b>30 MILES / 45 MINUTES</b>	
Pharmacy	698	662	99.9%	1.2	100.0%	3.0
<b>Vision</b>			<b>30 MILES / 60 MINUTES</b>		<b>60 MILES / 90 MINUTES</b>	
Optometry	460	489	100.0%	1.3	100.0%	4.8
<b>Dental</b>			<b>20 MILES / 40 MINUTES</b>		<b>30 MILES / 45 MINUTES</b>	
Adult Dental Primary Care	317	191	100.0%	2.3	97.6%	8.5
Pediatric Dental Primary Care	375	219	100.0%	2.2	98.1%	8.1



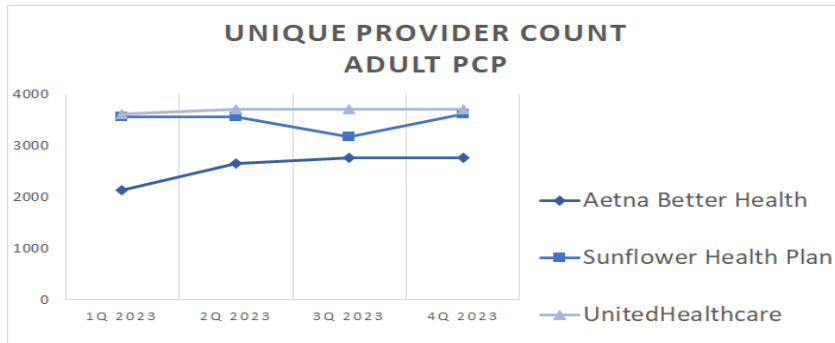
KanCare Managed Care Organization  
 Mapped Provider Count Report  
*United HealthCare*

Provider Specialty Type	# Unique Providers	# Unique Locations	URBAN & SEMI-URBAN		RURAL & FRONTIER	
			Percent of Members within Access Standard	Mean Distance from Member to Specialist	Percent of Members within Access Standard	Mean Distance from Member to Specialist
<b>Ancillary Services</b>			<i>30 MILES / 60 MINUTES</i>		<i>60 MILES / 90 MINUTES</i>	
Physical Therapy	854	486	100.0%	1.7	100.0%	4.0
Occupational Therapy	375	360	100.0%	1.8	100.0%	4.4
Speech Therapy	373	320	100.0%	2.1	100.0%	4.6
X-Ray	301	259	100.0%	2.5	100.0%	4.7
Lab	309	249	100.0%	2.7	100.0%	4.7
NOTE: The standard for this specialty differs from other specialties in this group.					<i>30 MILES / 60 MINUTES</i> ↑	

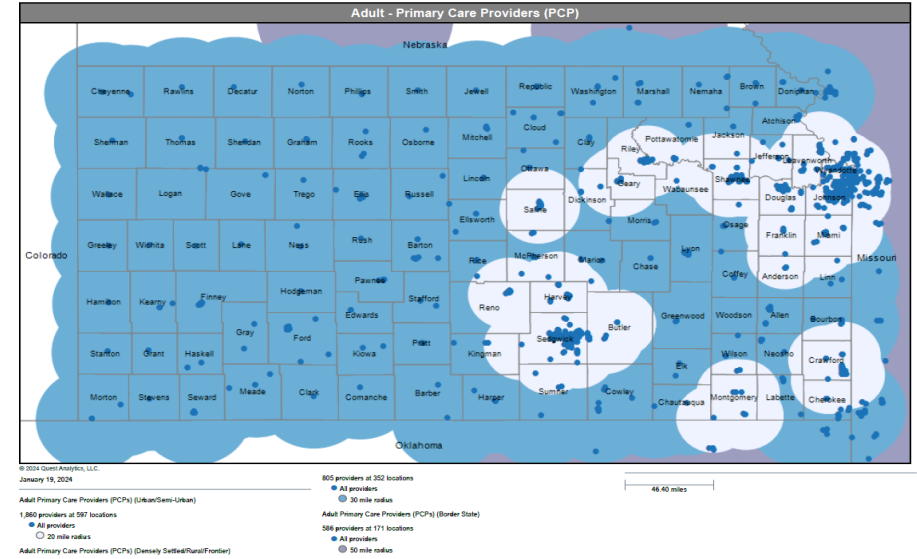
Provider Specialty Type	# Unique Providers	# Unique Locations	URBAN & SEMI-URBAN		RURAL & FRONTIER	
			Percent of Members within Access Standard	Mean Distance from Member to Specialist	Percent of Members within Access Standard	Mean Distance from Member to Specialist
			<i>30 MILES / 60 MINUTES</i>		<i>60 MILES / 100 MINUTES</i>	
<b>Adult Day Care PT 55/PS 410/PC S5101 &amp; S5102</b>						
FE Waiver Providers	143	161	100.0%	2.1	100.0%	10.5
<b>Day Supports PT 55/PS 520/PC T2021</b>						
IDD Waiver Providers	165	304	100.0%	1.7	100.0%	6.3

## Primary Care Providers (PCP) Quarterly Unique Provider Count

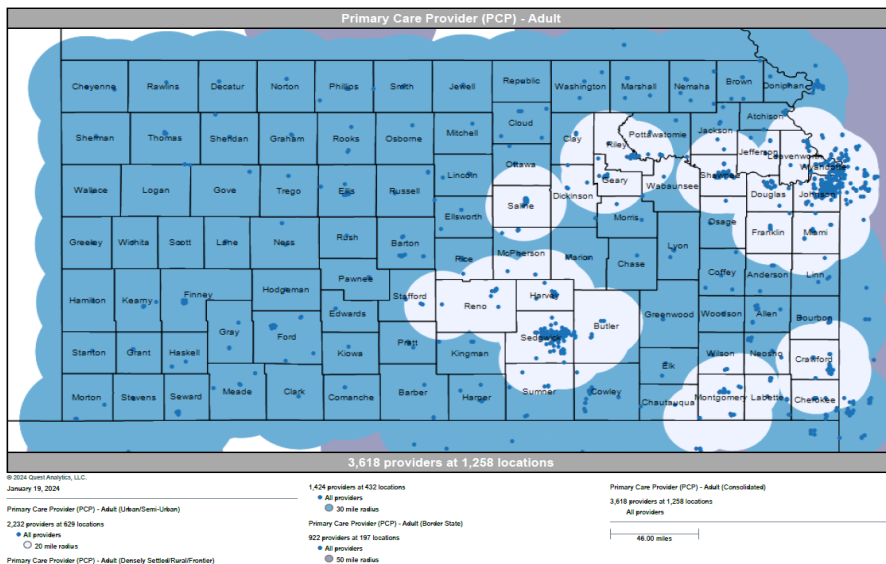
	1Q 2023	2Q 2023	3Q 2023	4Q 2023
Aetna Better Health	2140	2659	2767	2770
Sunflower Health Plan	3559	3567	3171	3618
UnitedHealthcare	3618	3711	3713	3702



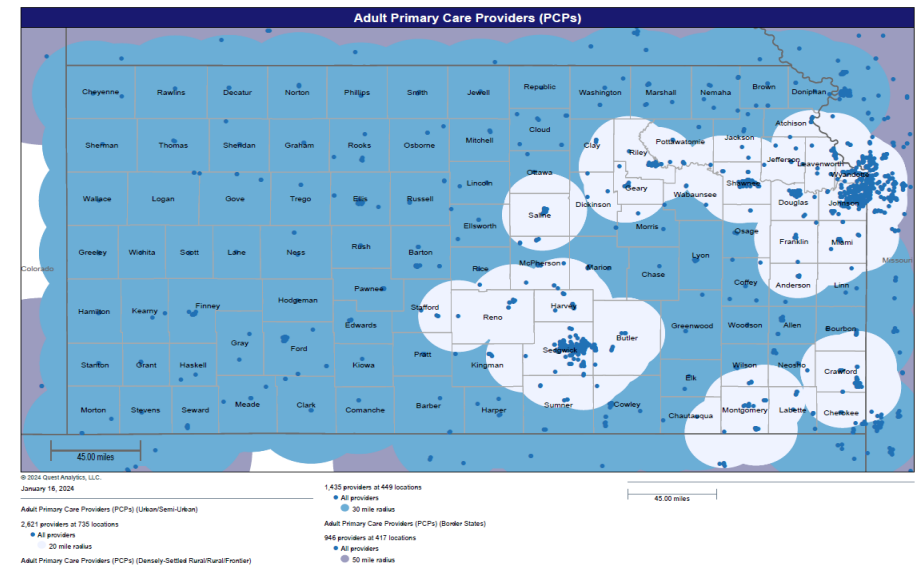
## Aetna Better Health



## Sunflower Health Plan



## UnitedHealthcare

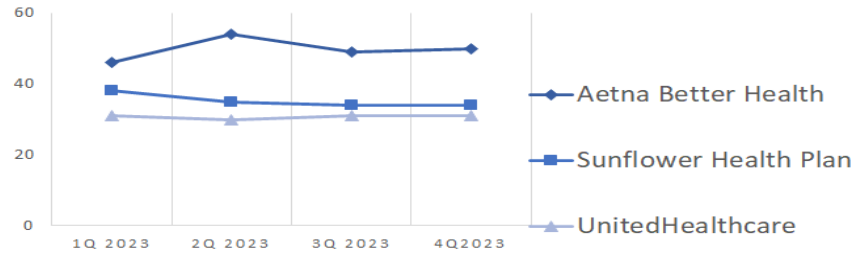


## Allergy

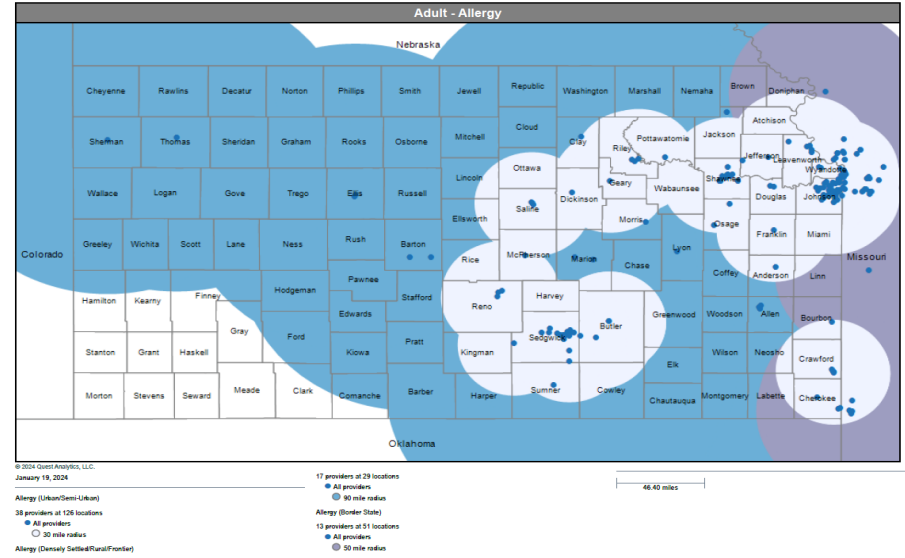
### Quarterly Unique Provider Count

	1Q 2023	2Q 2023	3Q 2023	4Q 2023
Aetna Better Health	46	54	49	50
Sunflower Health Plan	38	35	34	34
UnitedHealthcare	31	30	31	31

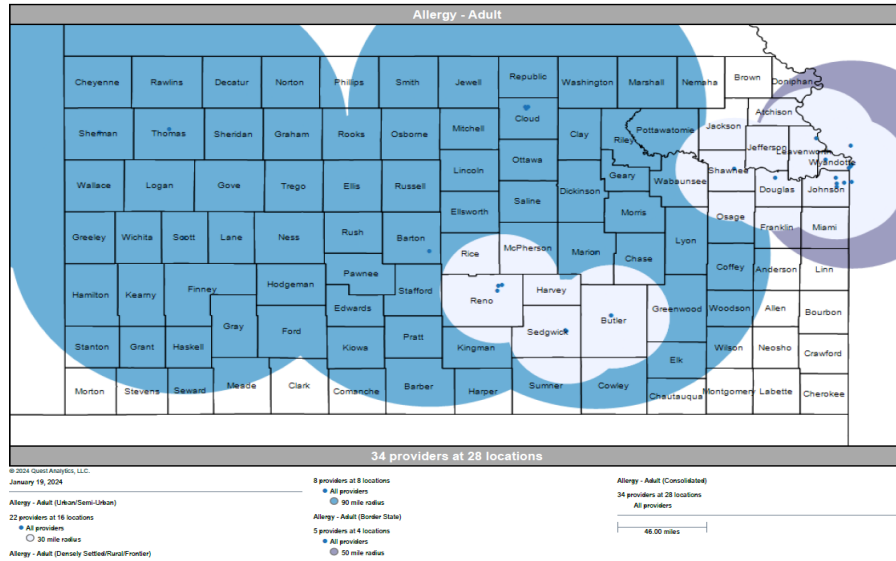
### UNIQUE PROVIDER COUNT ADULT ALLERGY



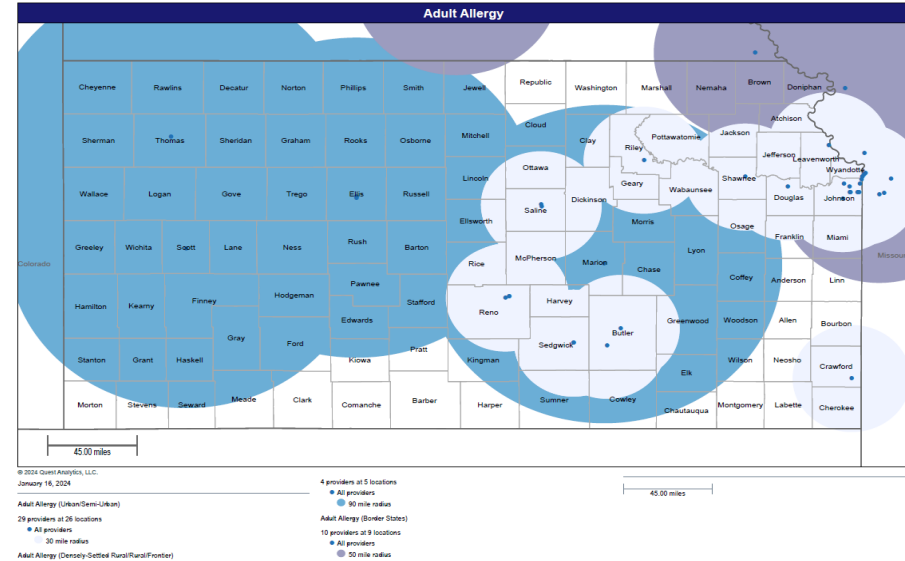
## Aetna Better Health



## Sunflower Health Plan



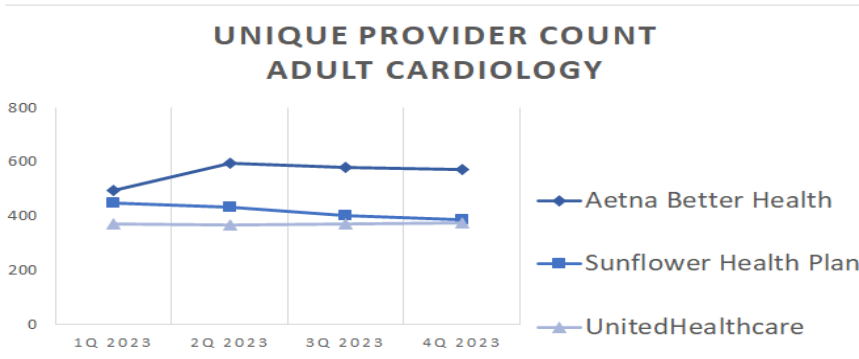
## UnitedHealthcare



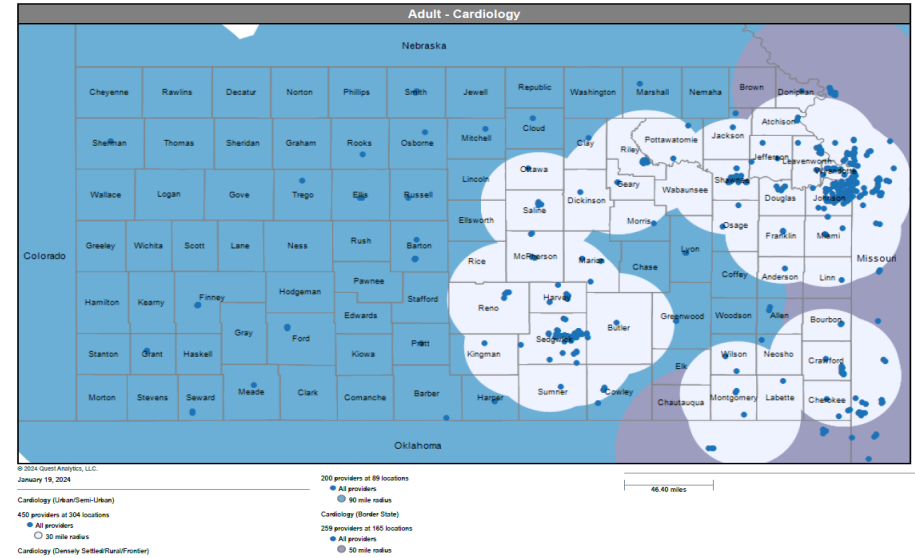
## Cardiology

### Quarterly Unique Provider Count

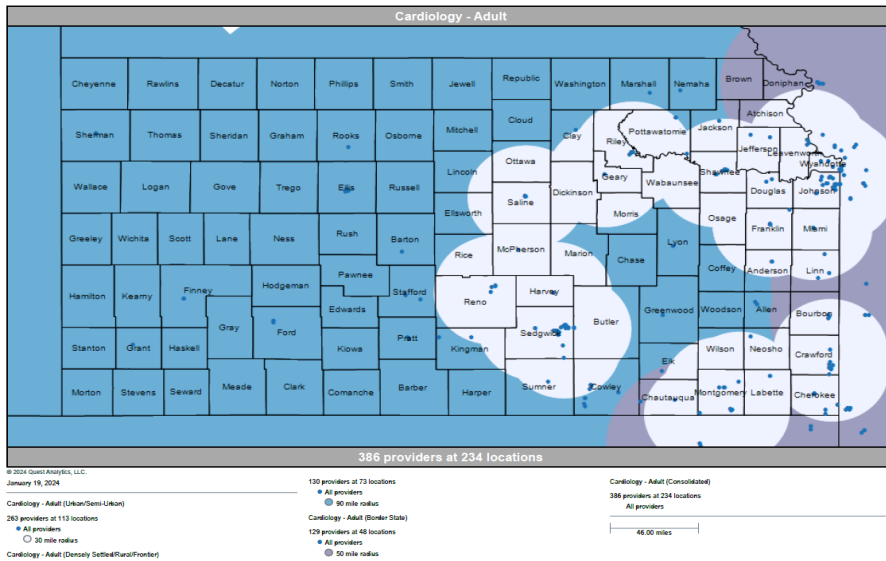
	1Q 2023	2Q 2023	3Q 2023	4Q 2023
Aetna Better Health	497	597	581	573
Sunflower Health Plan	447	435	401	386
UnitedHealthcare	371	368	371	375



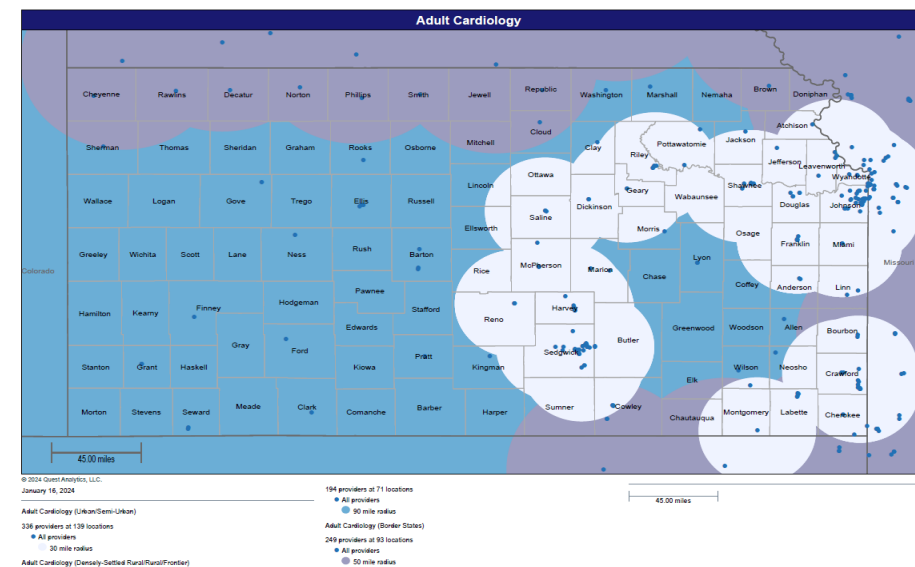
### Aetna Better Health



### Sunflower Health Plan



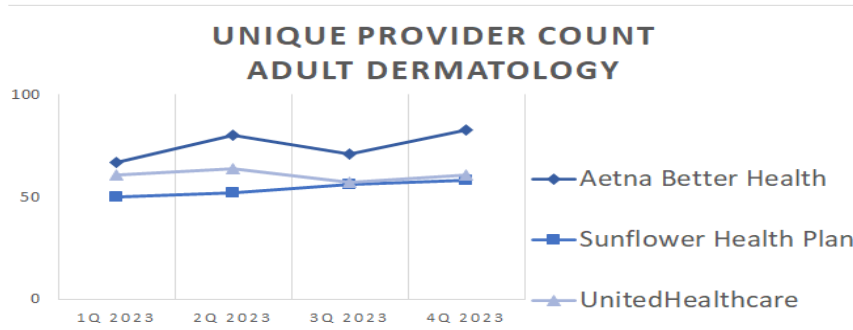
### UnitedHealthcare



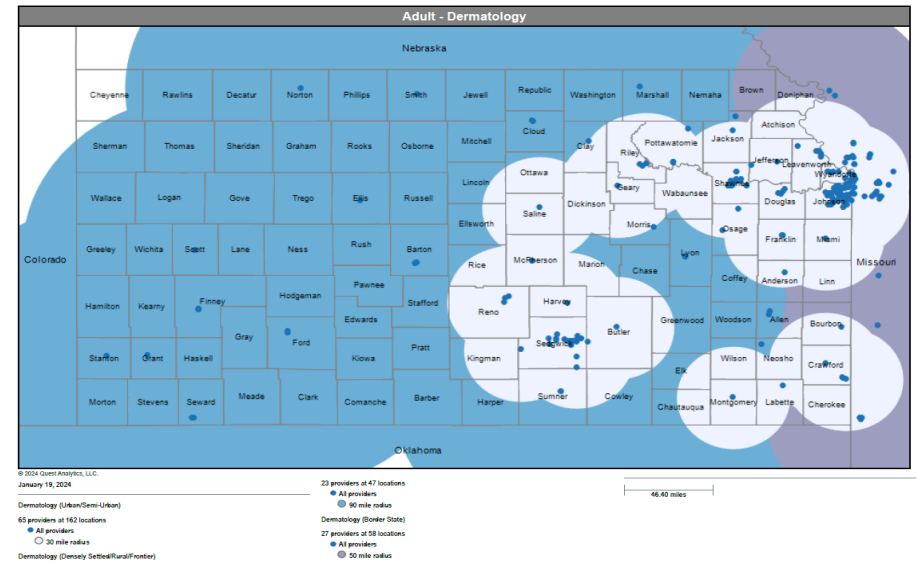
## Dermatology

### Quarterly Unique Provider Count

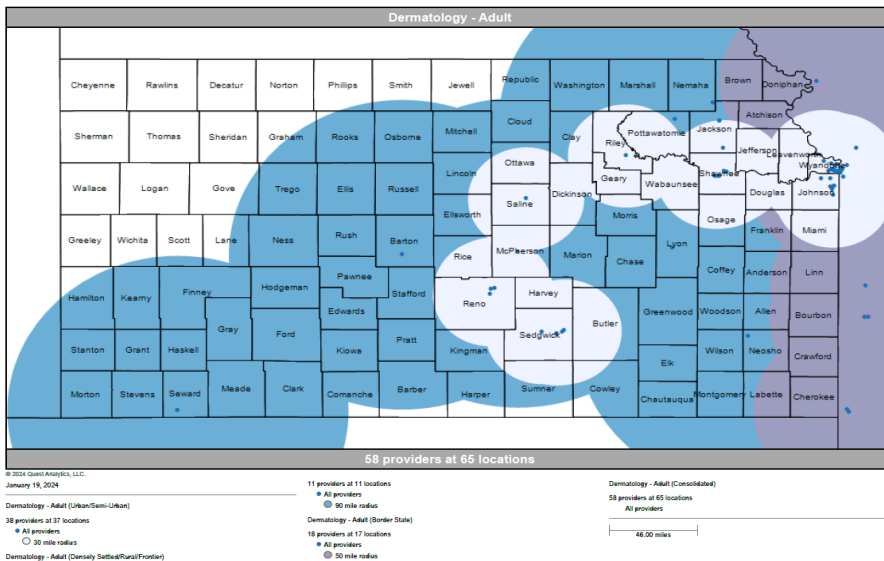
	1Q 2023	2Q 2023	3Q 2023	4Q 2023
<b>Aetna Better Health</b>	<b>67</b>	<b>80</b>	<b>71</b>	<b>83</b>
<b>Sunflower Health Plan</b>	<b>50</b>	<b>52</b>	<b>56</b>	<b>58</b>
<b>UnitedHealthcare</b>	<b>61</b>	<b>64</b>	<b>57</b>	<b>61</b>



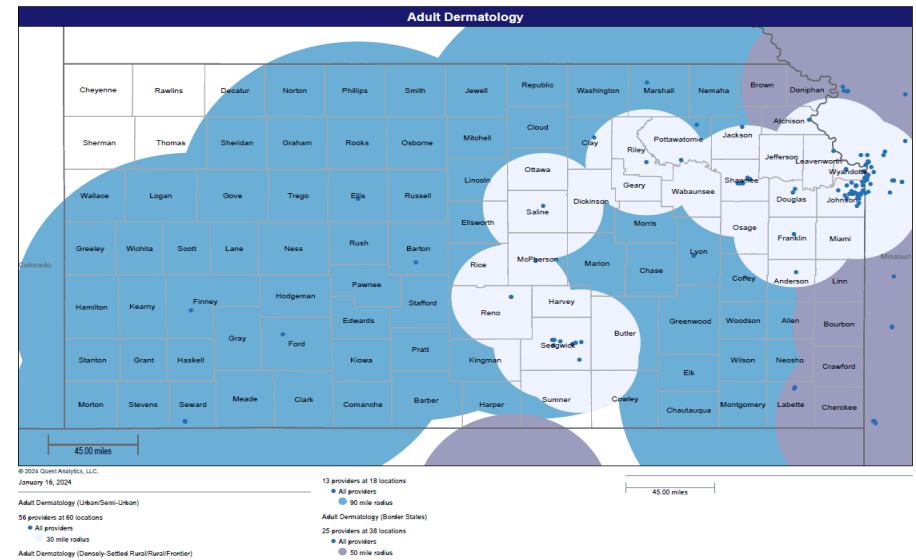
## Aetna Better Health



## Sunflower Health Plan



## UnitedHealthcare

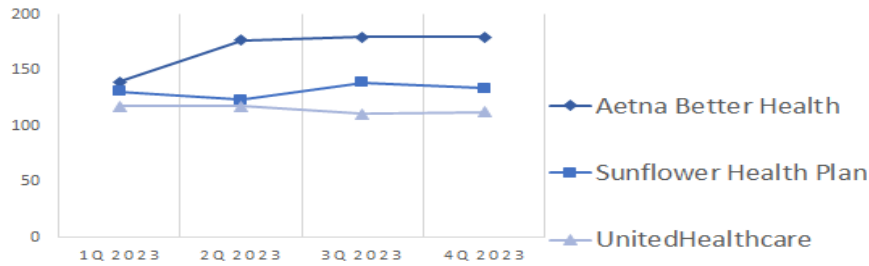


## Gastroenterology

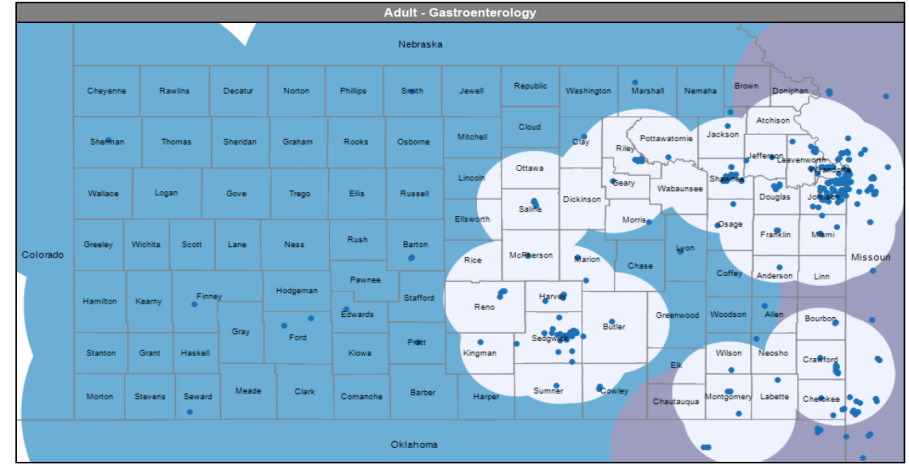
### Quarterly Unique Provider Count

	1Q 2023	2Q 2023	3Q 2023	4Q 2023
<b>Aetna Better Health</b>	<b>140</b>	<b>177</b>	<b>180</b>	<b>180</b>
<b>Sunflower Health Plan</b>	<b>131</b>	<b>124</b>	<b>139</b>	<b>134</b>
<b>UnitedHealthcare</b>	<b>118</b>	<b>118</b>	<b>111</b>	<b>113</b>

**UNIQUE PROVIDER COUNT  
ADULT GASTROENTEROLOGY**



## Aetna Better Health



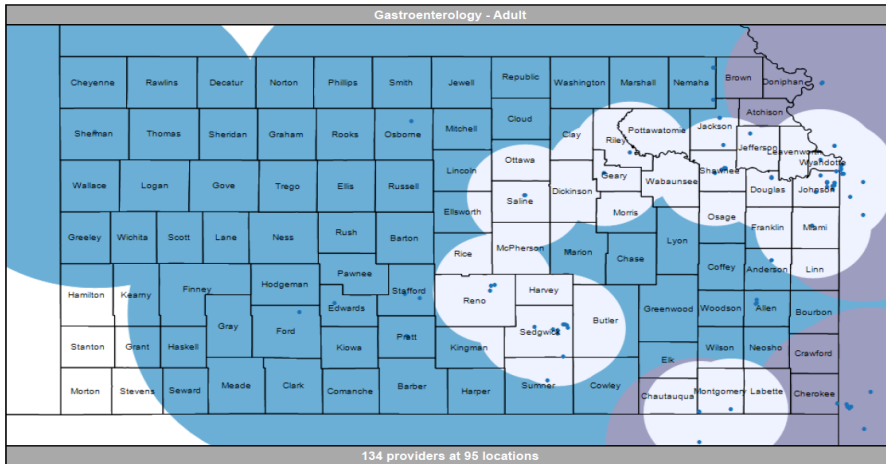
© 2024 Quest Analytics, LLC  
January 16, 2024

Gastroenterology (Urban/Semi-Urban)  
137 providers at 225 locations  
● All providers  
○ 30 mile radius

Gastroenterology (Border State)  
14 providers at 119 locations  
● All providers  
○ 30 mile radius

Gastroenterology (Densely Settled/Rural/Frontier)

## Sunflower Health Plan



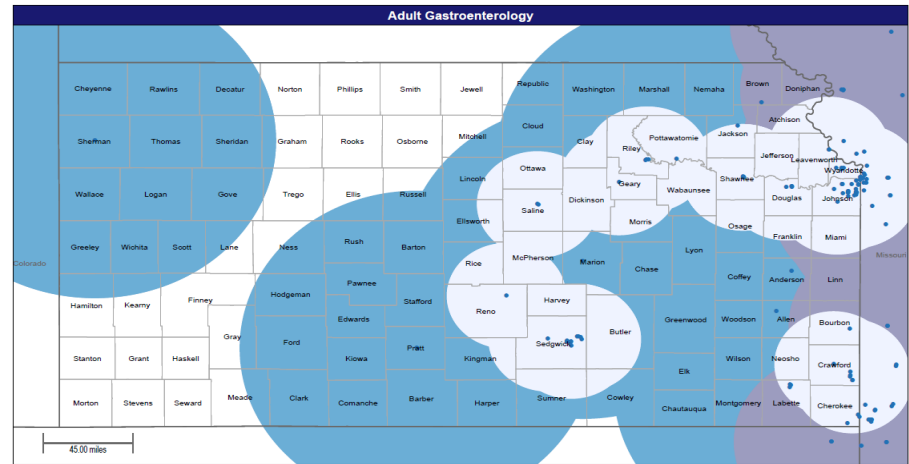
© 2024 Quest Analytics, LLC  
January 16, 2024

Gastroenterology - Adult (Urban/Semi-Urban)  
78 providers at 46 locations  
● All providers  
○ 30 mile radius

Gastroenterology - Adult (Border State)  
57 providers at 24 locations  
● All providers  
○ 30 mile radius

Gastroenterology - Adult (Consolidated)  
134 providers at 95 locations  
● All providers

## UnitedHealthcare



© 2024 Quest Analytics, LLC  
January 16, 2024

Adult Gastroenterology (Urban/Semi-Urban)  
106 providers at 71 locations  
● All providers  
○ 30 mile radius

Adult Gastroenterology (Border State)  
65 providers at 55 locations  
● All providers  
○ 30 mile radius

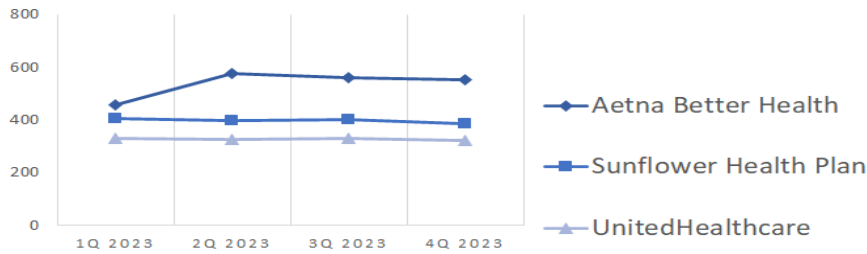
Adult Gastroenterology (Densely Settled/Rural/Rural/Frontier)  
13 providers at 17 locations  
● All providers  
○ 30 mile radius

## General Surgery

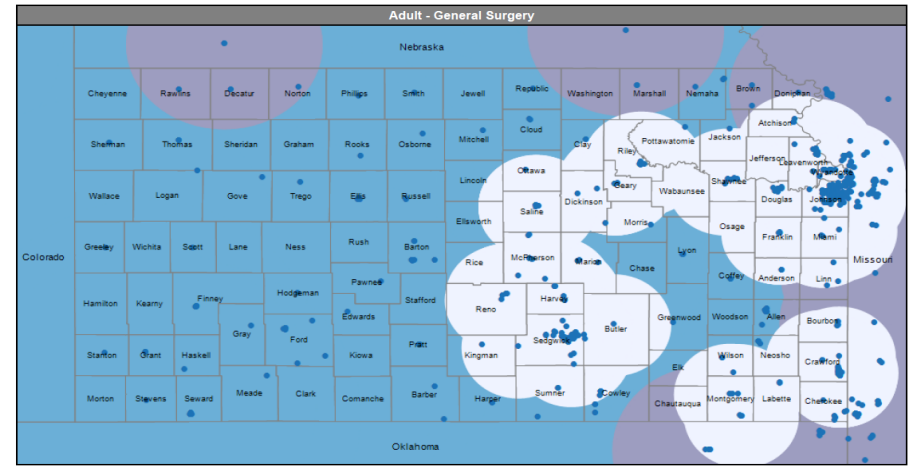
### Quarterly Unique Provider Count

	1Q 2023	2Q 2023	3Q 2023	4Q 2023
Aetna Better Health	459	576	559	551
Sunflower Health Plan	404	399	400	387
UnitedHealthcare	329	328	329	323

### UNIQUE PROVIDER COUNT ADULT GENERAL SURGERY



## Aetna Better Health



© 2024 Quest Analytics, LLC  
January 19, 2024

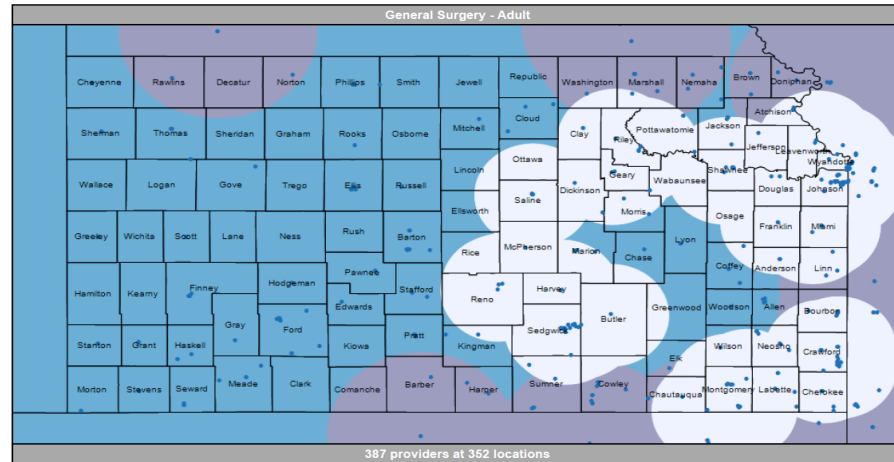
199 providers at 151 locations  
 ● All providers  
 ● 50 mile radius

350 providers at 292 locations  
 ● All providers  
 ○ 50 mile radius

157 providers at 164 locations  
 ● All providers  
 ● 50 mile radius

General Surgery (Densely Settled Rural/Frontier)

## Sunflower Health Plan



© 2024 Quest Analytics, LLC  
January 19, 2024

121 providers at 182 locations  
 ● All providers  
 ● 50 mile radius

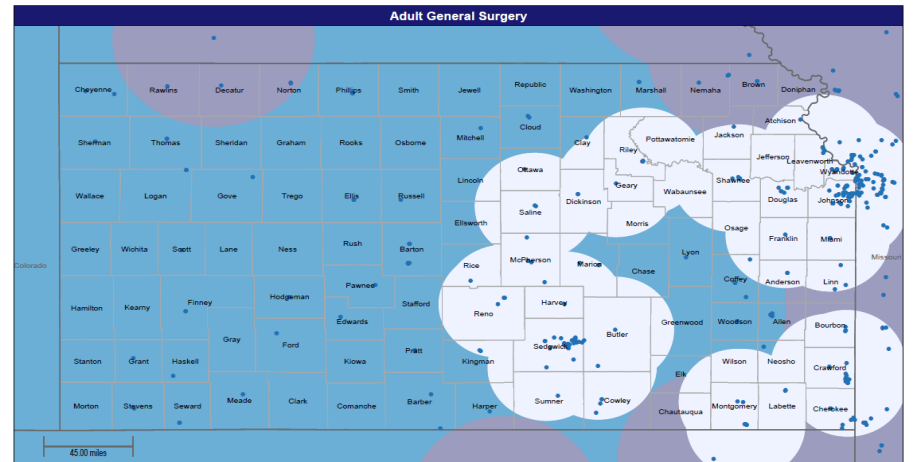
387 providers at 352 locations  
 All providers

239 providers at 115 locations  
 ● All providers  
 ○ 50 mile radius

107 providers at 55 locations  
 ● All providers  
 ● 50 mile radius

General Surgery - Adult (Densely Settled Rural/Frontier)

## UnitedHealthcare



© 2024 Quest Analytics, LLC  
January 19, 2024

89 providers at 104 locations  
 ● All providers  
 ● 50 mile radius

262 providers at 150 locations  
 ● All providers  
 ○ 50 mile radius

137 providers at 122 locations  
 ● All providers  
 ● 50 mile radius

Adult General Surgery (Densely Settled Rural/Frontier)

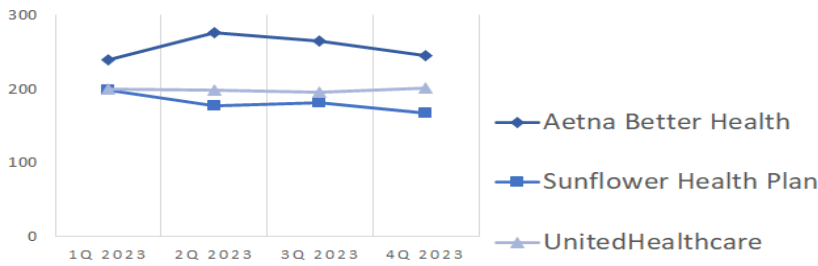


## Hematology/Oncology

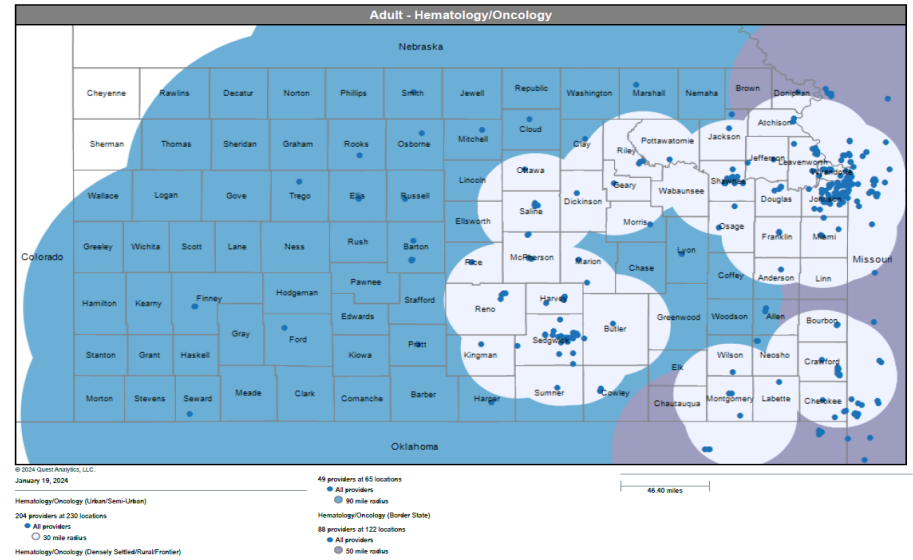
### Quarterly Unique Provider Count

	1Q 2023	2Q 2023	3Q 2023	4Q 2023
<b>Aetna Better Health</b>	<b>239</b>	<b>276</b>	<b>265</b>	<b>245</b>
<b>Sunflower Health Plan</b>	<b>199</b>	<b>177</b>	<b>181</b>	<b>167</b>
<b>UnitedHealthcare</b>	<b>200</b>	<b>198</b>	<b>195</b>	<b>201</b>

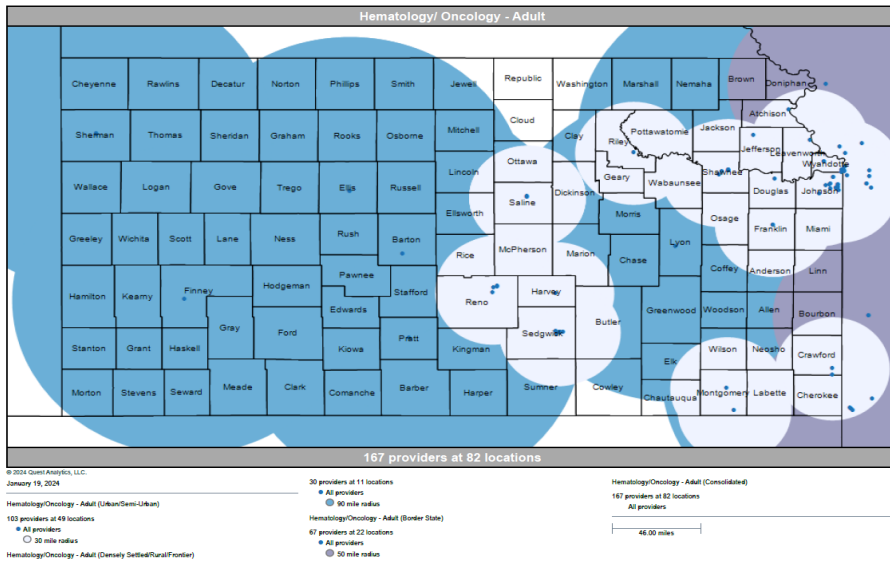
**UNIQUE PROVIDER COUNT  
ADULT HEMATOLOGY/ONCOLOGY**



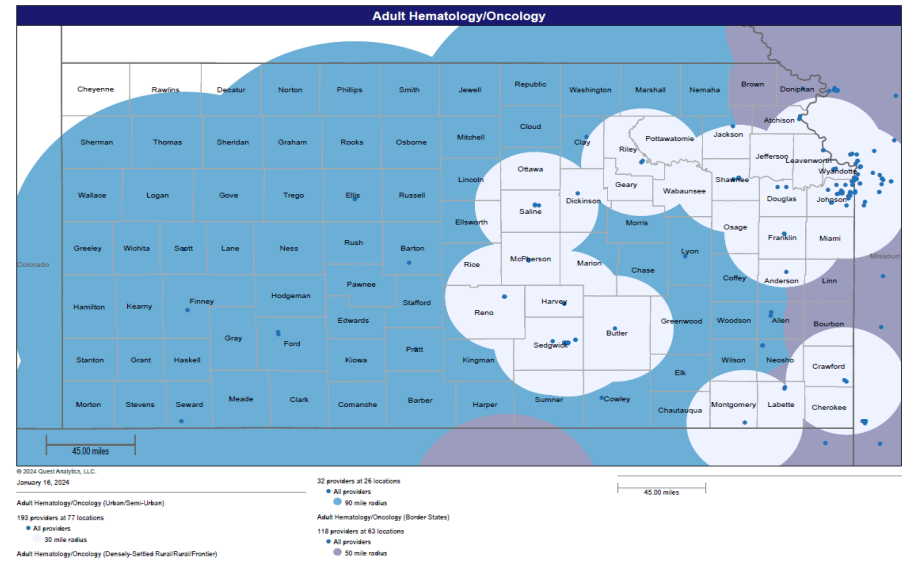
### Aetna Better Health



### Sunflower Health Plan



### UnitedHealthcare

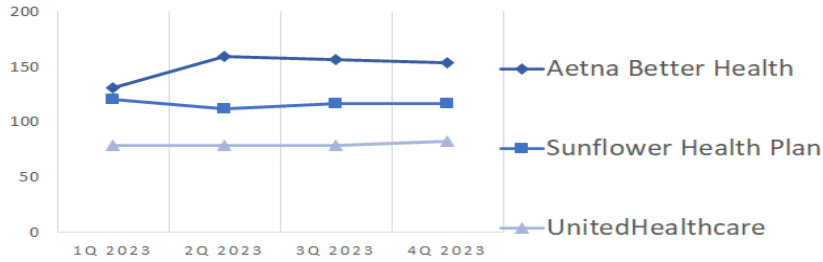


## Nephrology

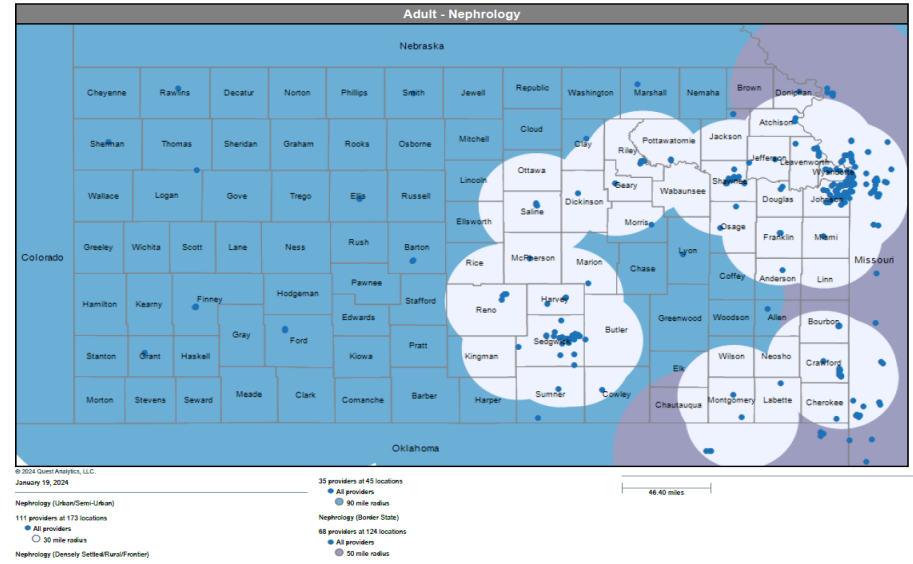
### Quarterly Unique Provider Count

	1Q 2023	2Q 2023	3Q 2023	4Q 2023
<b>Aetna Better Health</b>	<b>131</b>	<b>160</b>	<b>157</b>	<b>154</b>
<b>Sunflower Health Plan</b>	<b>121</b>	<b>112</b>	<b>117</b>	<b>117</b>
<b>UnitedHealthcare</b>	<b>79</b>	<b>79</b>	<b>79</b>	<b>83</b>

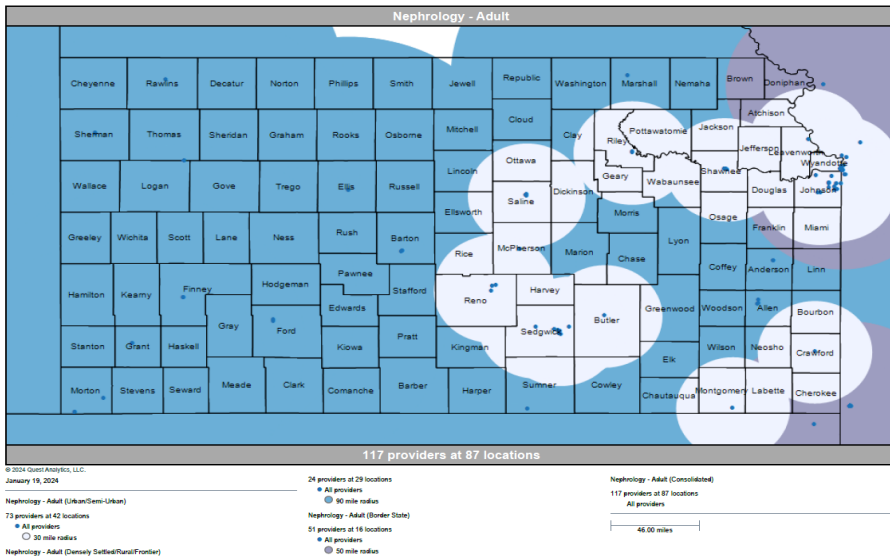
### UNIQUE PROVIDER COUNT ADULT NEPHROLOGY



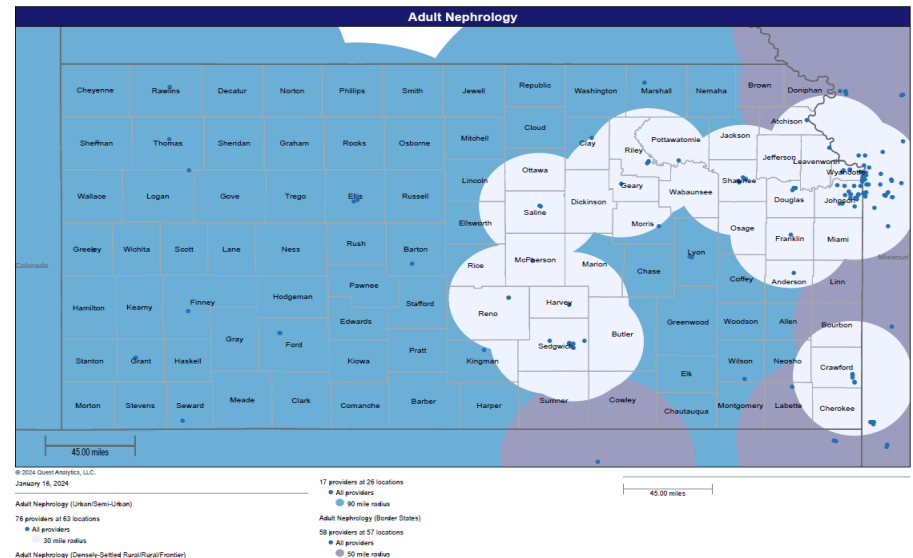
## Aetna Better Health



## Sunflower Health Plan



## UnitedHealthcare

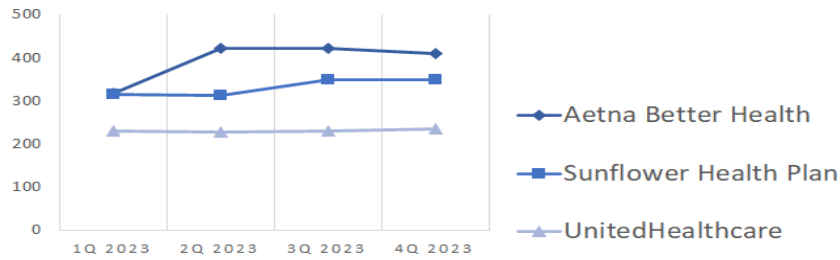


## Neurology

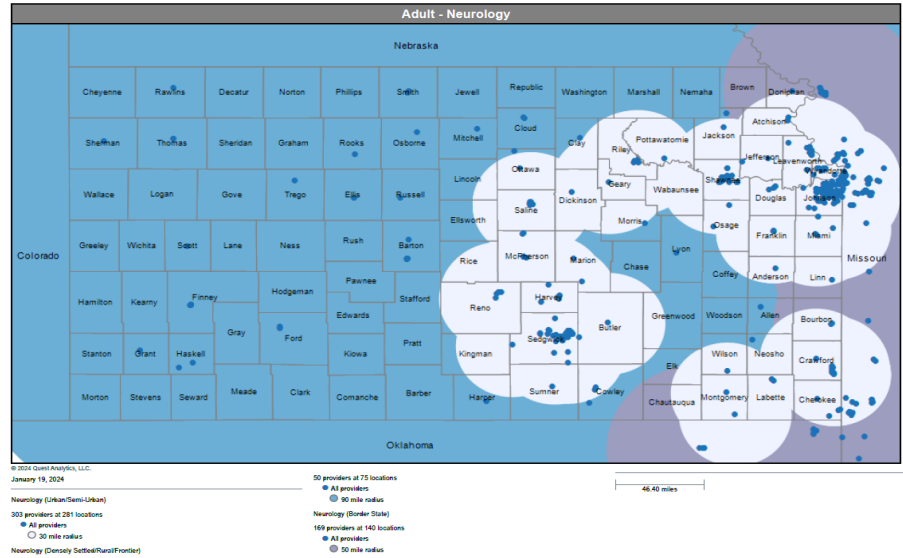
### Quarterly Unique Provider Count

	1Q 2023	2Q 2023	3Q 2023	4Q 2023
Aetna Better Health	318	423	422	409
Sunflower Health Plan	316	312	350	348
UnitedHealthcare	230	228	230	235

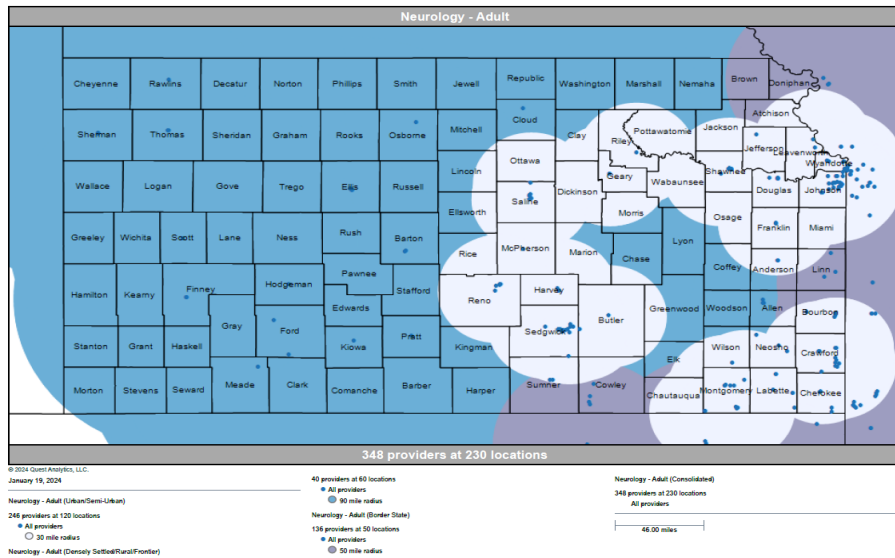
### UNIQUE PROVIDER COUNT ADULT NEUROLOGY



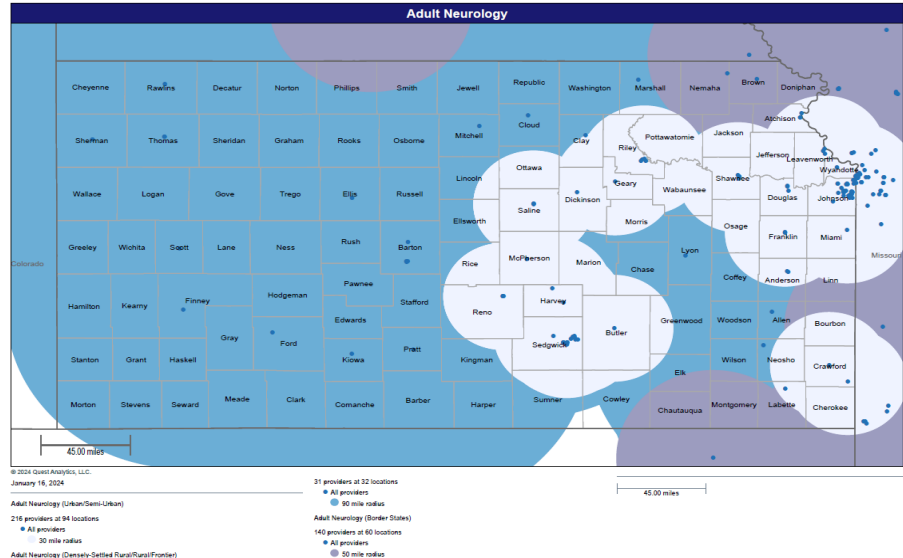
## Aetna Better Health



## Sunflower Health Plan



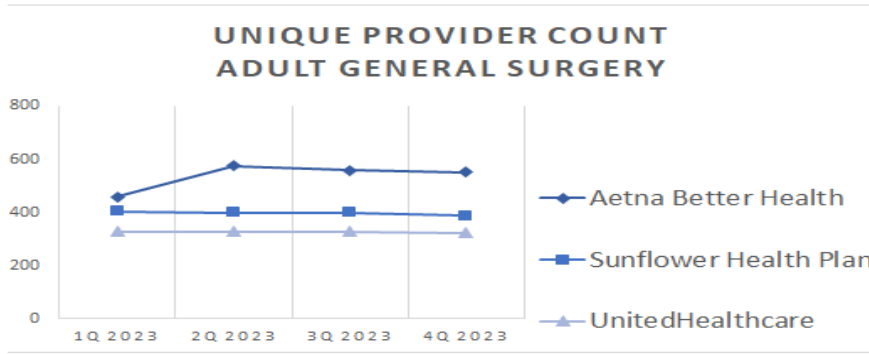
## UnitedHealthcare



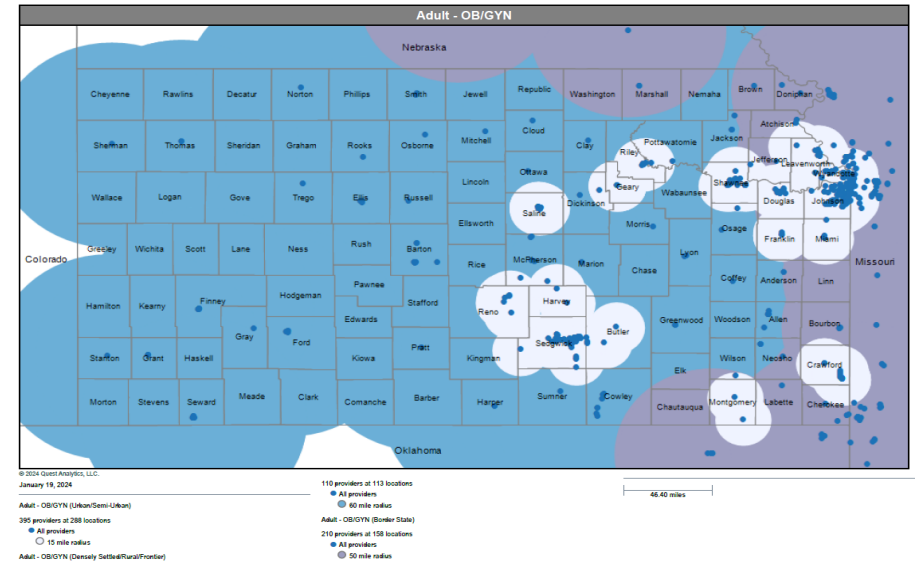
## Obstetrics/Gynecology (OB/GYN)

### Quarterly Unique Provider Count

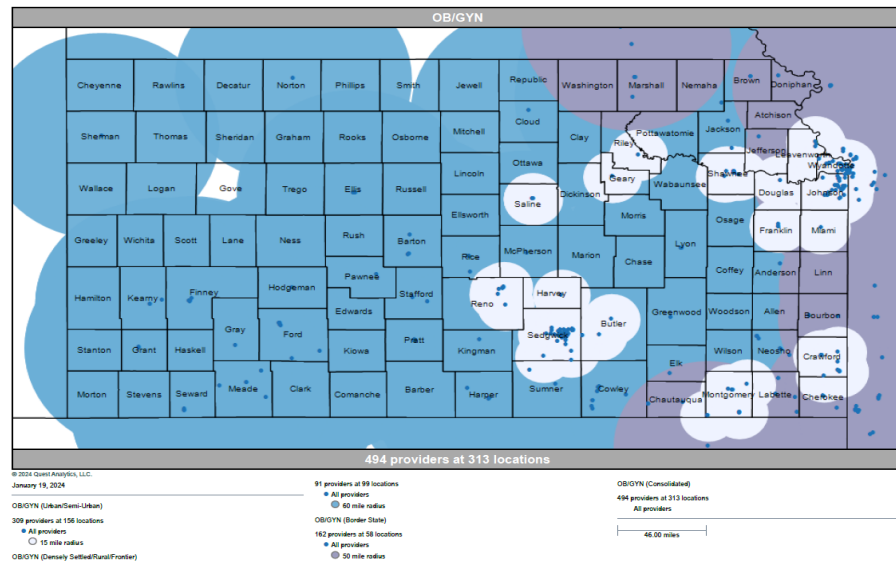
	1Q 2023	2Q 2023	3Q 2023	4Q 2023
Aetna Better Health	459	576	559	551
Sunflower Health Plan	404	399	400	387
UnitedHealthcare	329	328	329	323



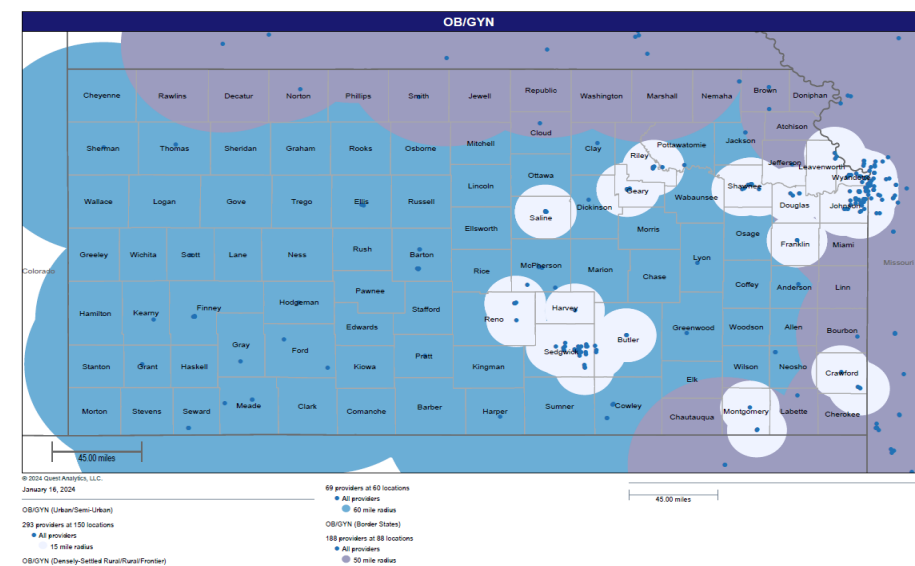
### Aetna Better Health



### Sunflower Health Plan



### UnitedHealthcare

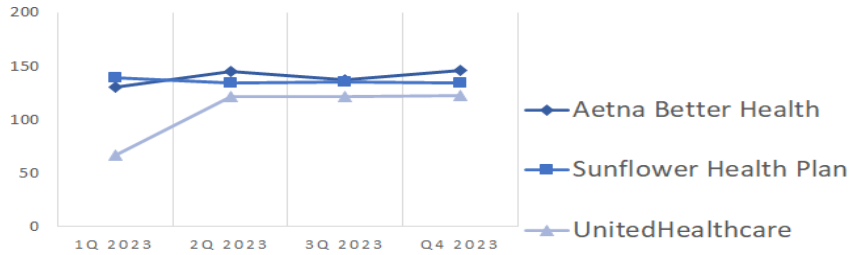


## Ophthalmology

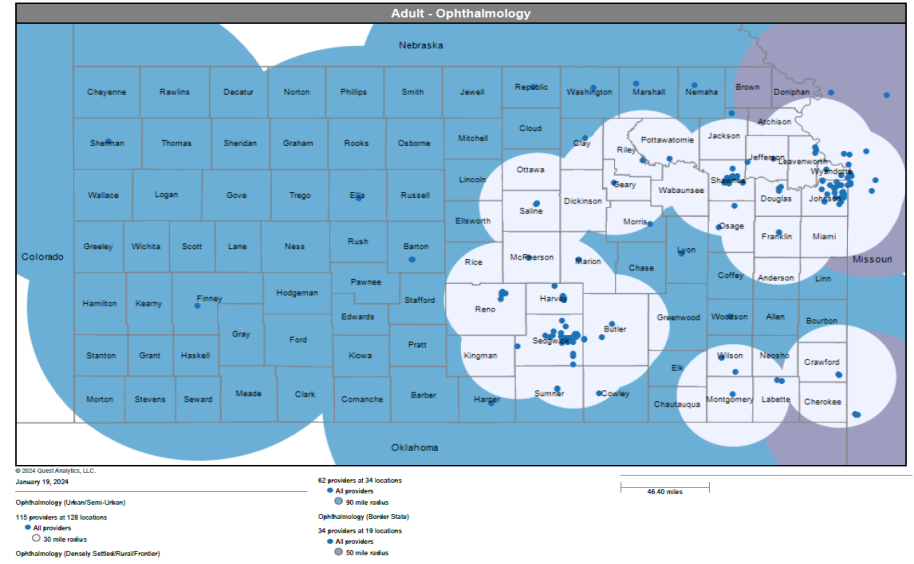
### Quarterly Unique Provider Count

	1Q 2023	2Q 2023	3Q 2023	Q4 2023
Aetna Better Health	130	145	137	146
Sunflower Health Plan	139	134	135	134
UnitedHealthcare	67	122	122	123

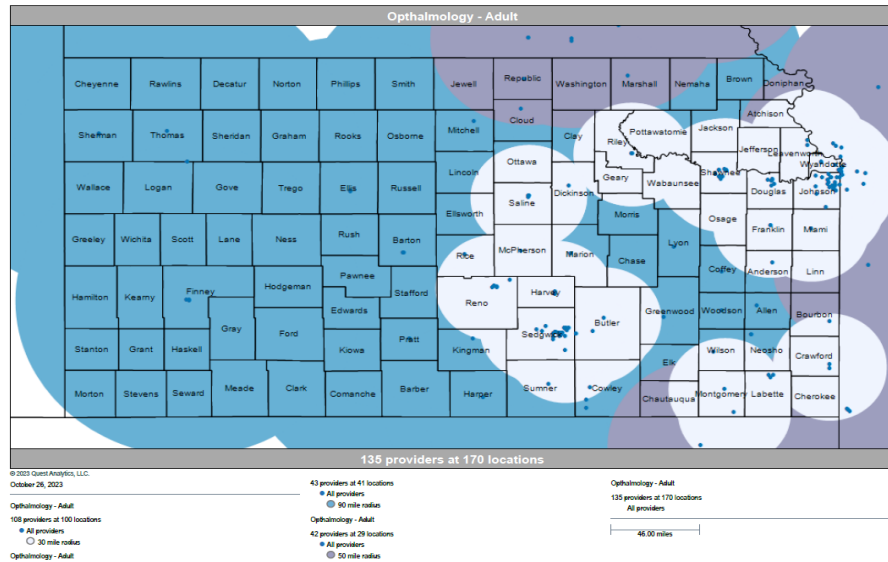
### UNIQUE PROVIDER COUNT ADULT OPHTHALMOLOGY



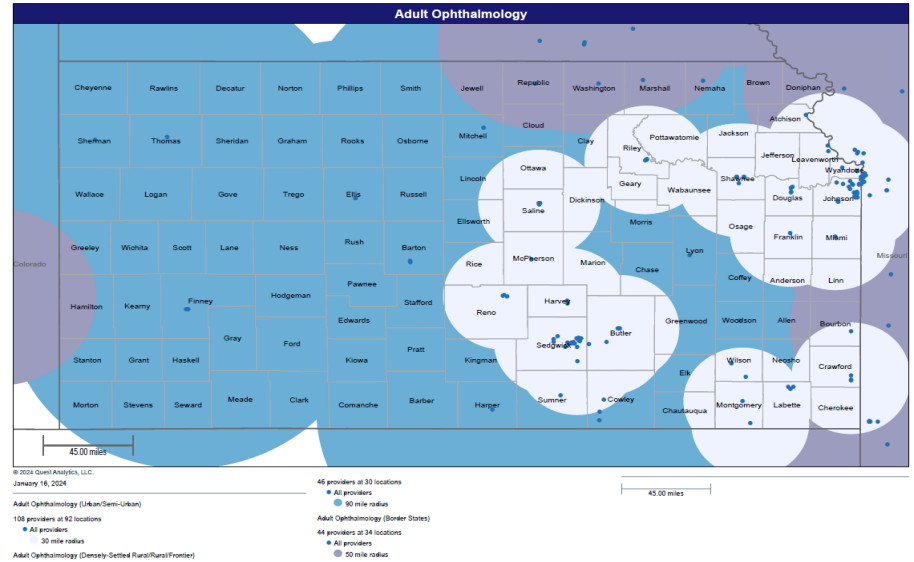
## Aetna Better Health



## Sunflower Health Plan



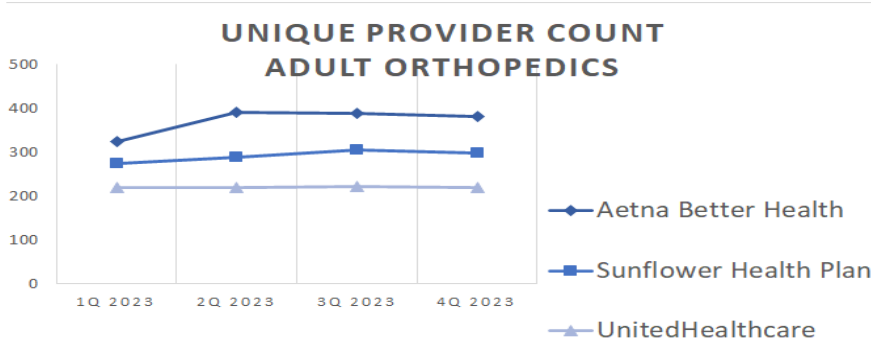
## UnitedHealthcare



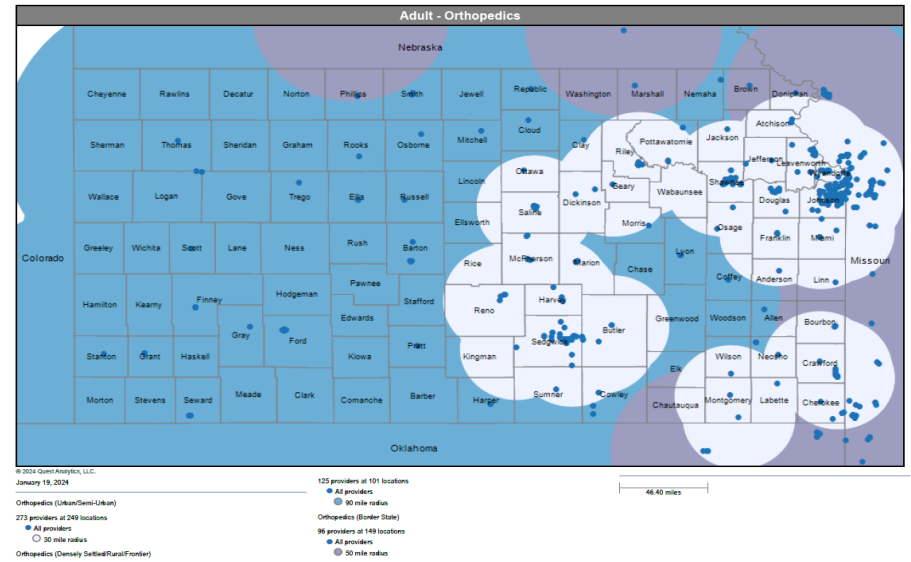
## Orthopedics

### Quarterly Unique Provider Count

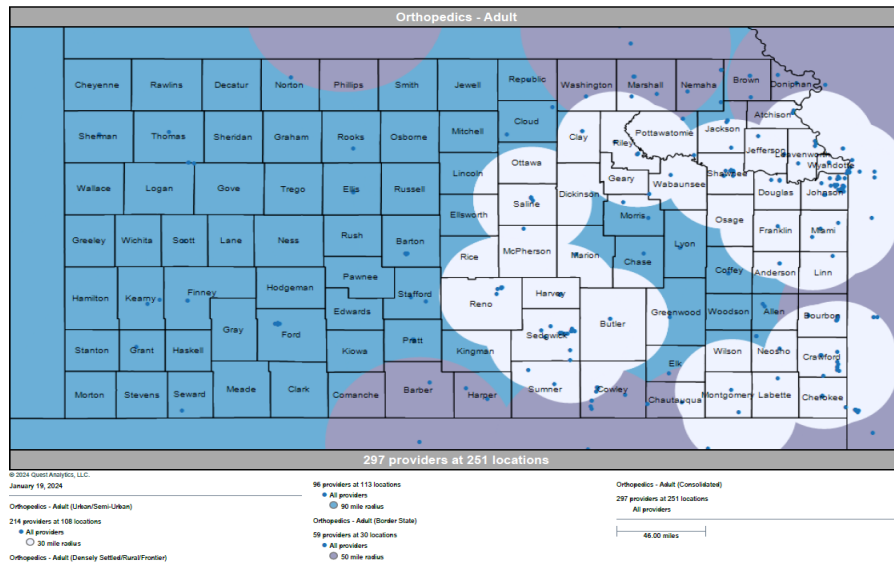
	1Q 2023	2Q 2023	3Q 2023	4Q 2023
Aetna Better Health	325	391	388	382
Sunflower Health Plan	275	289	305	297
UnitedHealthcare	220	220	222	220



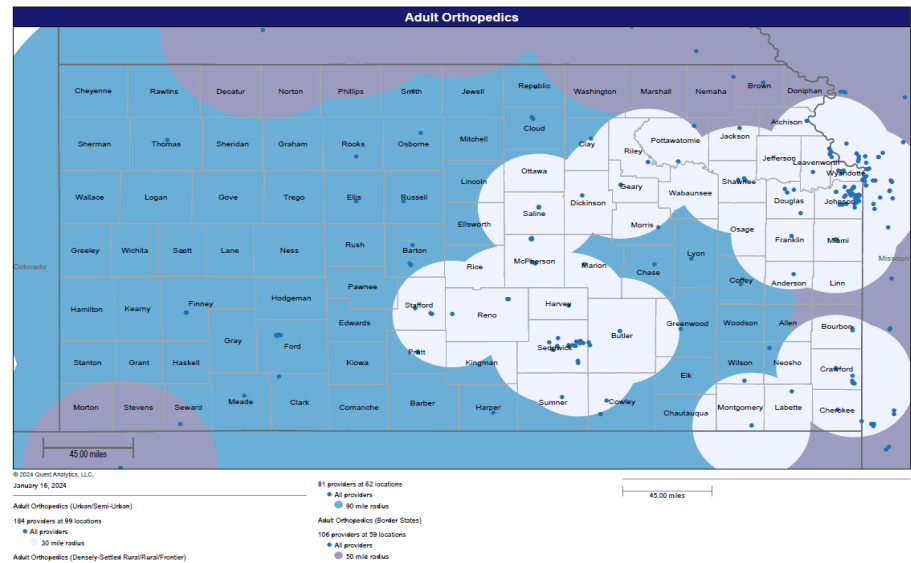
## Aetna Better Health



## Sunflower Health Plan



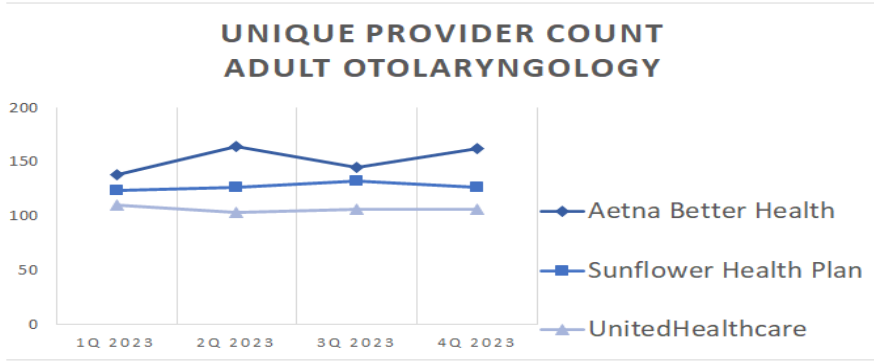
## UnitedHealthcare



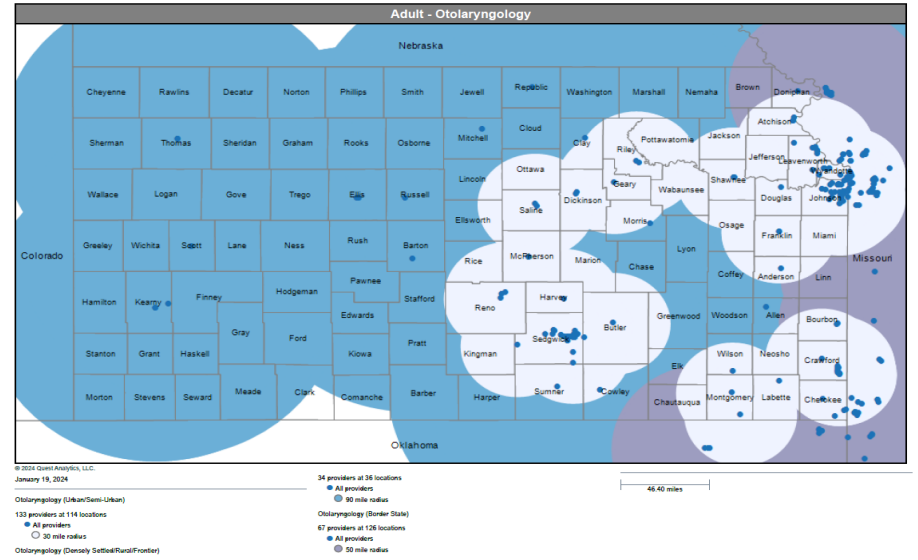
## Otolaryngology

### Quarterly Unique Provider Count

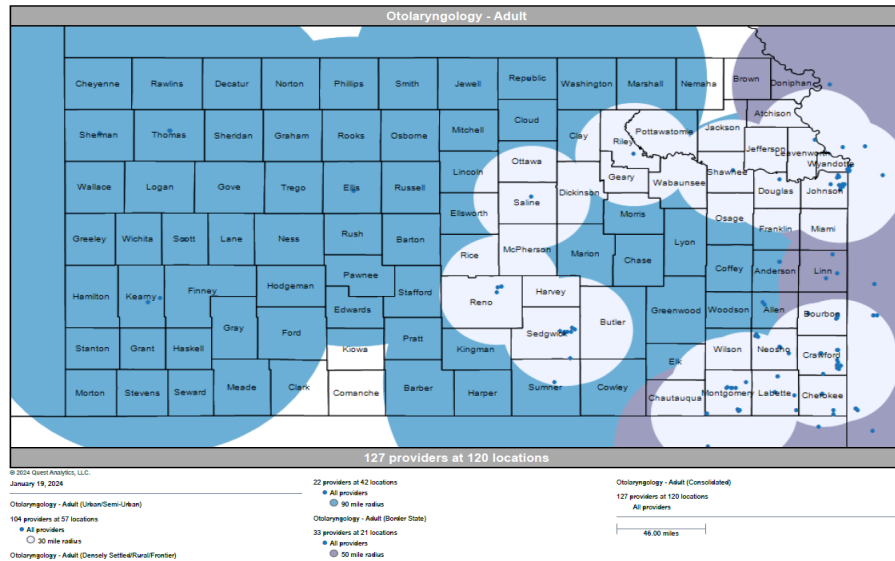
	1Q 2023	2Q 2023	3Q 2023	4Q 2023
<b>Aetna Better Health</b>	<b>138</b>	<b>164</b>	<b>145</b>	<b>162</b>
<b>Sunflower Health Plan</b>	<b>124</b>	<b>127</b>	<b>132</b>	<b>127</b>
<b>UnitedHealthcare</b>	<b>110</b>	<b>103</b>	<b>106</b>	<b>106</b>



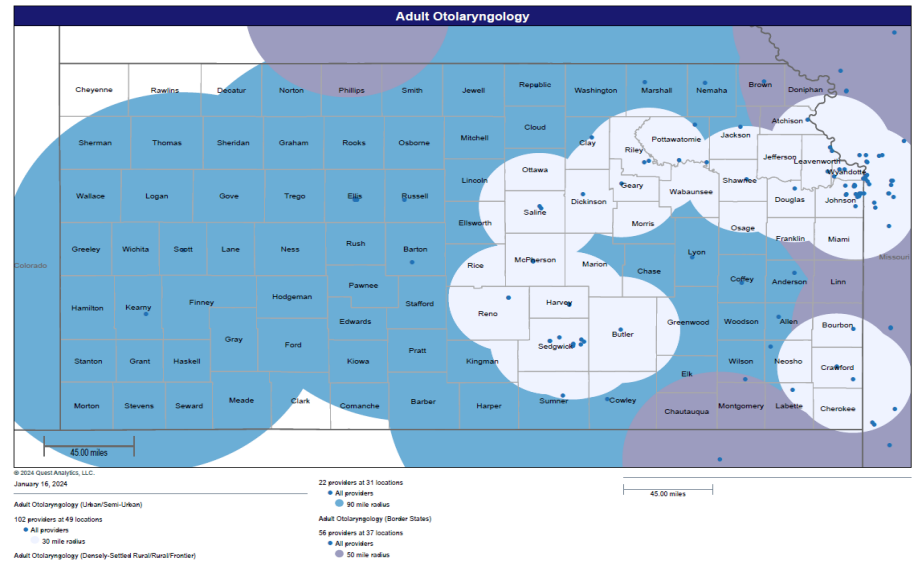
## Aetna Better Health



## Sunflower Health Plan



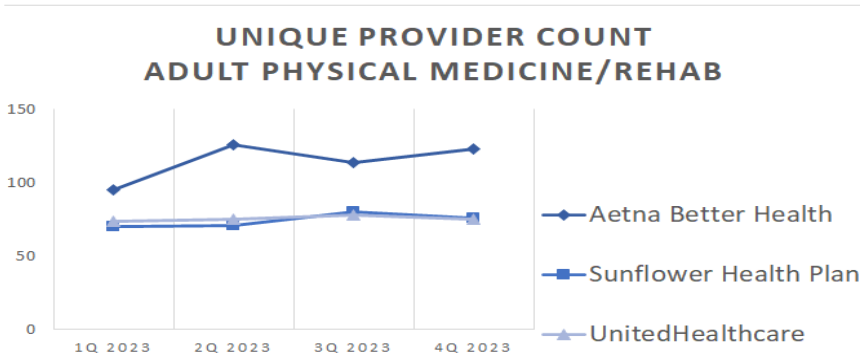
## UnitedHealthcare



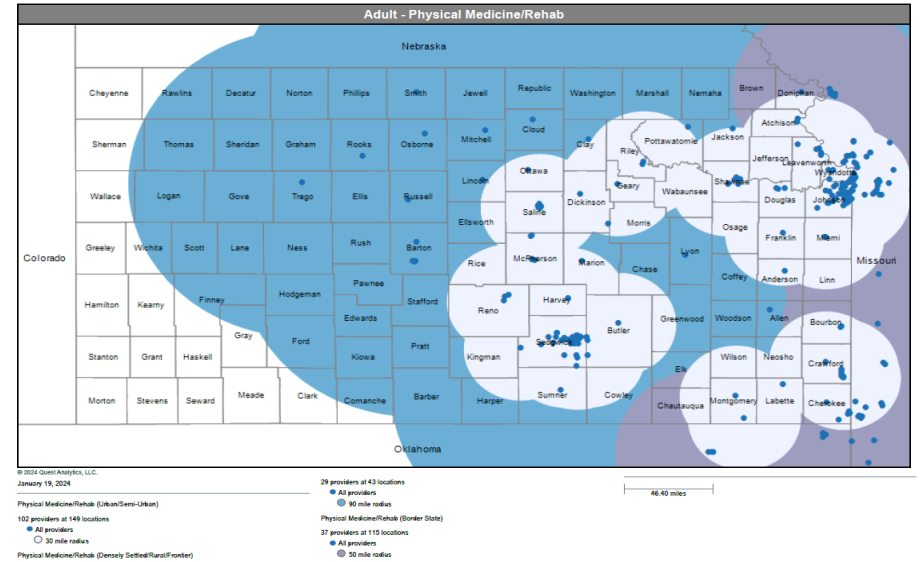
## Physical Medicine/Rehab

### Quarterly Unique Provider Count

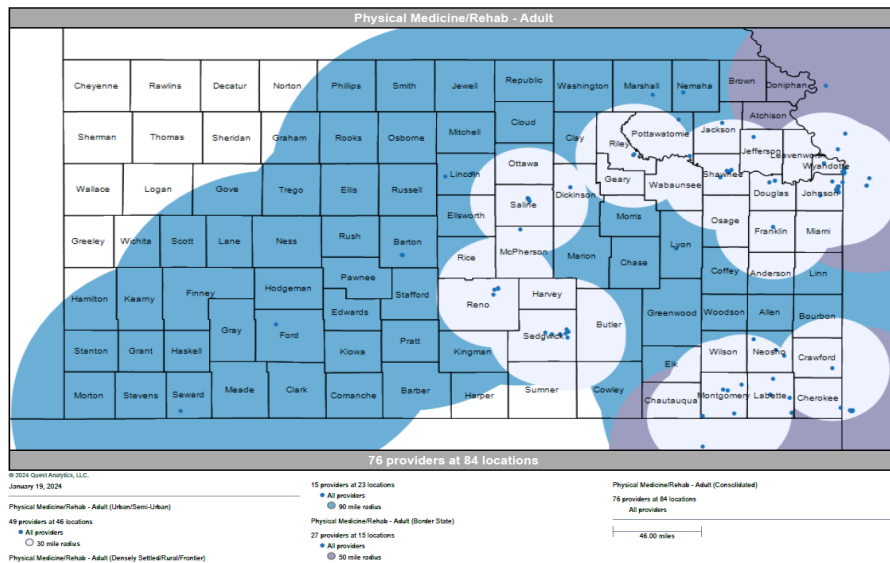
	1Q 2023	2Q 2023	3Q 2023	4Q 2023
<b>Aetna Better Health</b>	<b>95</b>	<b>126</b>	<b>114</b>	<b>123</b>
<b>Sunflower Health Plan</b>	<b>70</b>	<b>71</b>	<b>80</b>	<b>76</b>
<b>UnitedHealthcare</b>	<b>74</b>	<b>75</b>	<b>78</b>	<b>75</b>



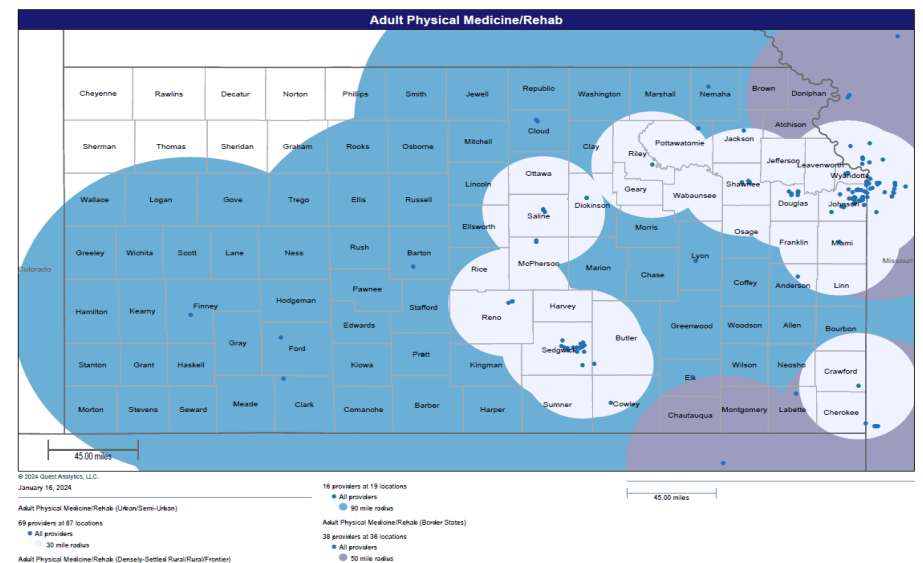
## Aetna Better Health



## Sunflower Health Plan



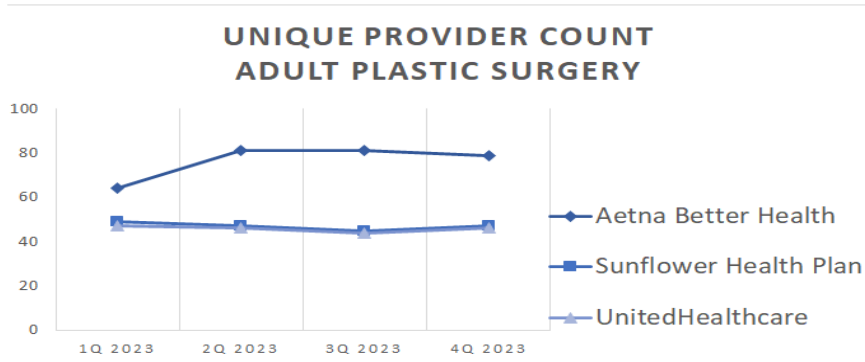
## UnitedHealthcare



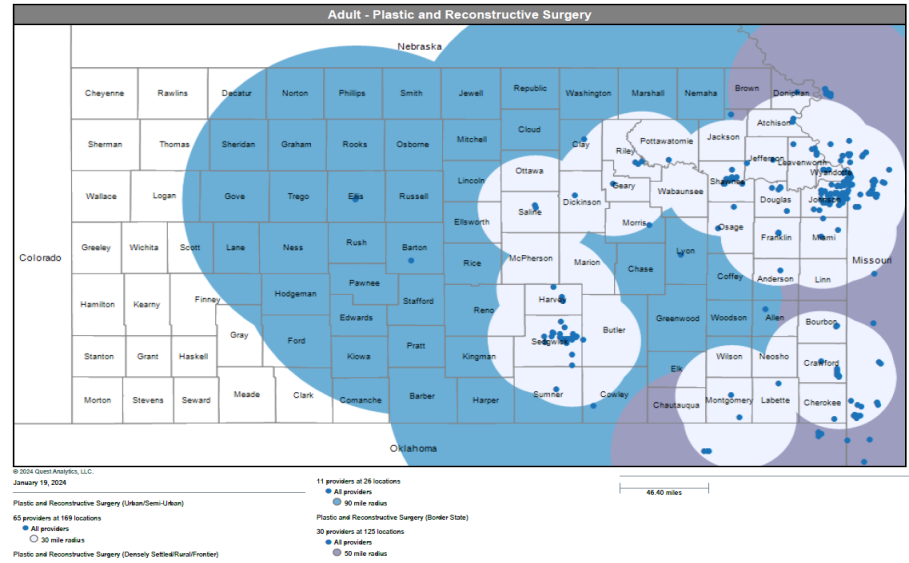


## Plastic & Reconstructive Surgery Quarterly Unique Provider Count

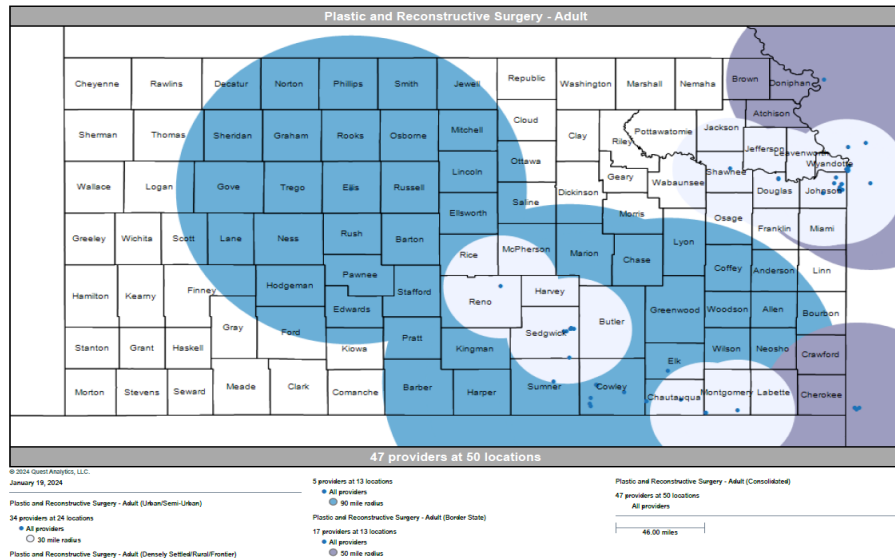
	1Q 2023	2Q 2023	3Q 2023	4Q 2023
<b>Aetna Better Health</b>	<b>64</b>	<b>81</b>	<b>81</b>	<b>79</b>
<b>Sunflower Health Plan</b>	<b>49</b>	<b>47</b>	<b>45</b>	<b>47</b>
<b>UnitedHealthcare</b>	<b>47</b>	<b>46</b>	<b>44</b>	<b>46</b>



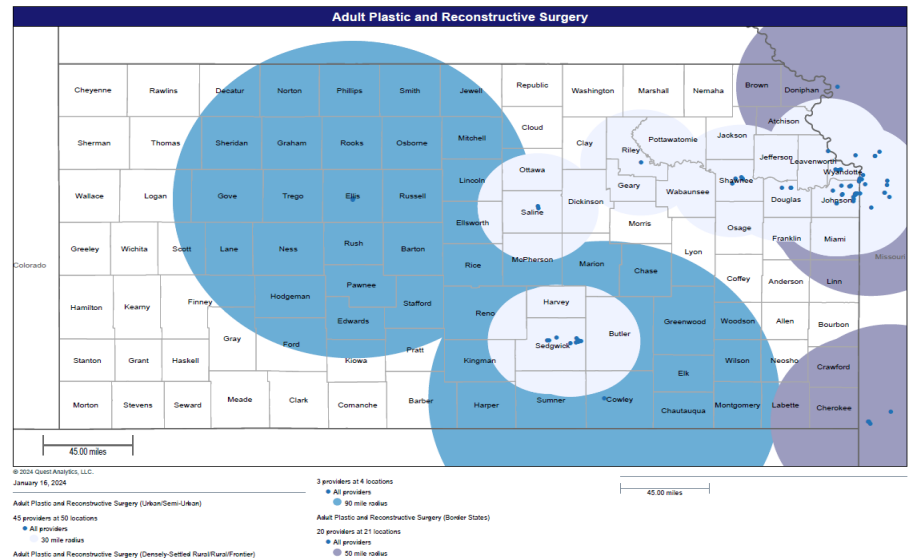
## Aetna Better Health



## Sunflower Health Plan



## UnitedHealthcare

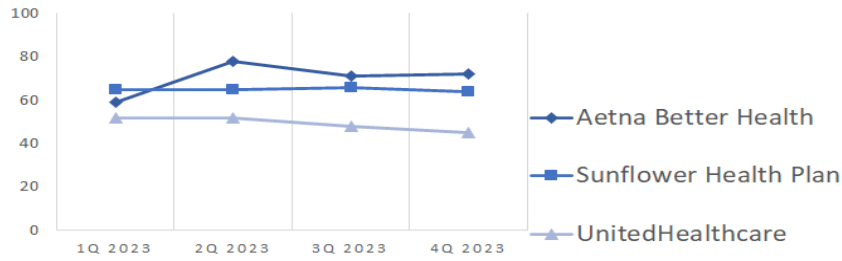


## Podiatry

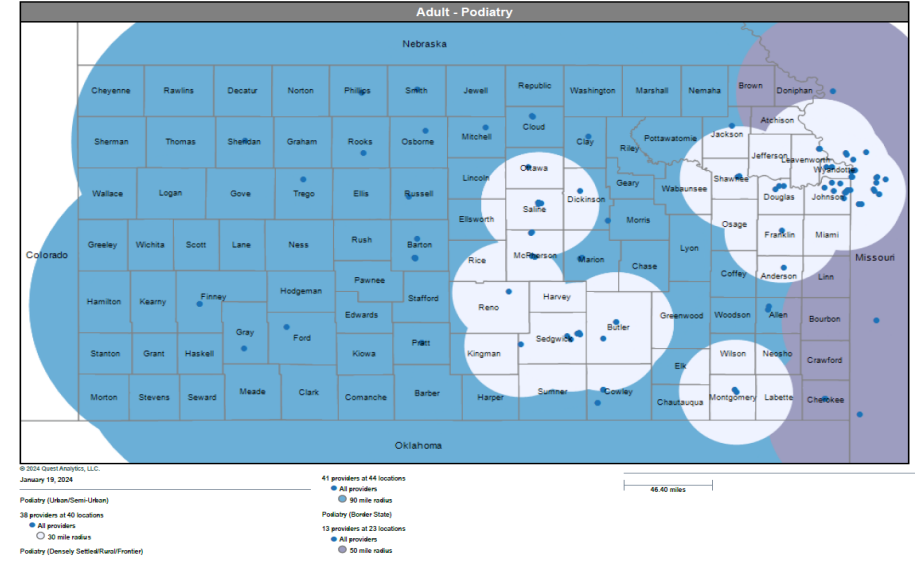
### Quarterly Unique Provider Count

	1Q 2023	2Q 2023	3Q 2023	4Q 2023
<b>Aetna Better Health</b>	<b>59</b>	<b>78</b>	<b>71</b>	<b>72</b>
<b>Sunflower Health Plan</b>	<b>65</b>	<b>65</b>	<b>66</b>	<b>64</b>
<b>UnitedHealthcare</b>	<b>52</b>	<b>52</b>	<b>48</b>	<b>45</b>

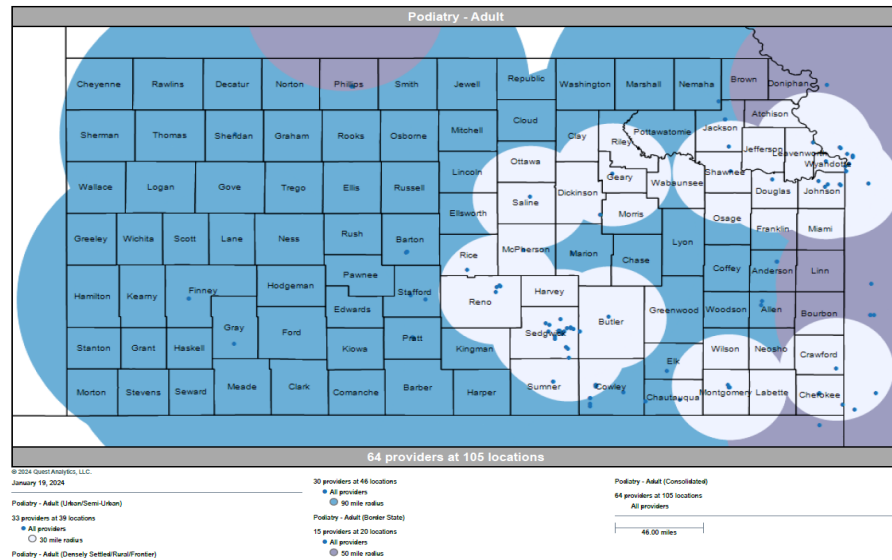
### UNIQUE PROVIDER COUNT ADULT PODIATRY



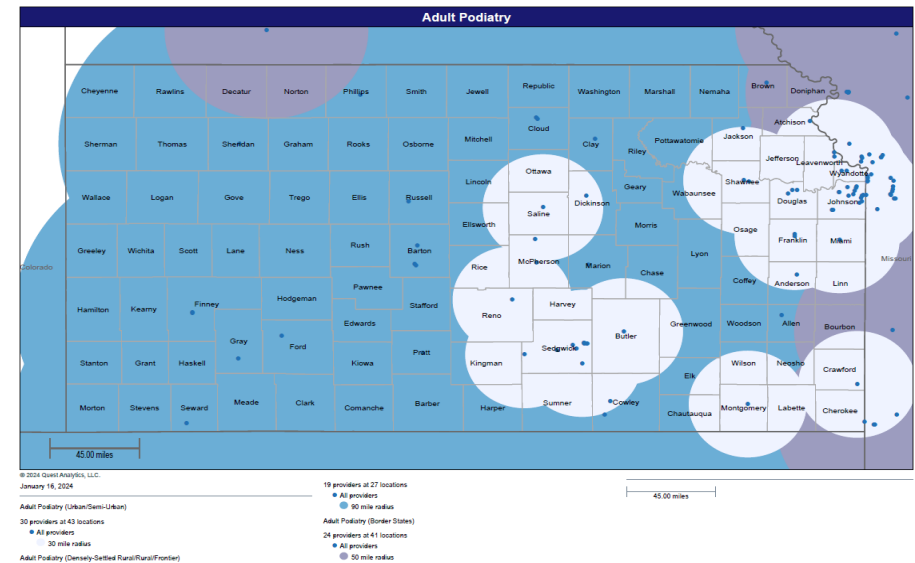
## Aetna Better Health



## Sunflower Health Plan



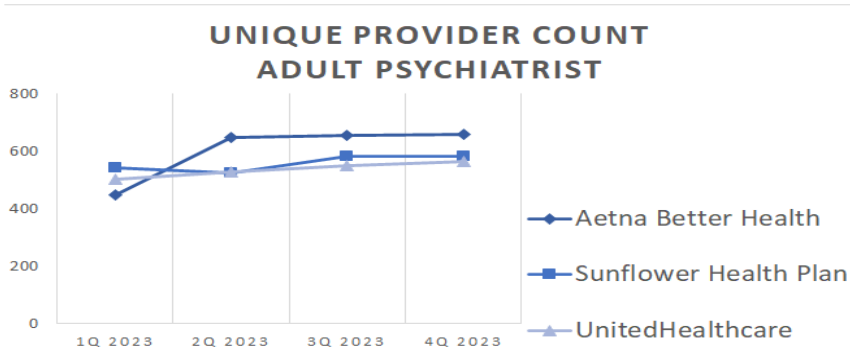
## UnitedHealthcare



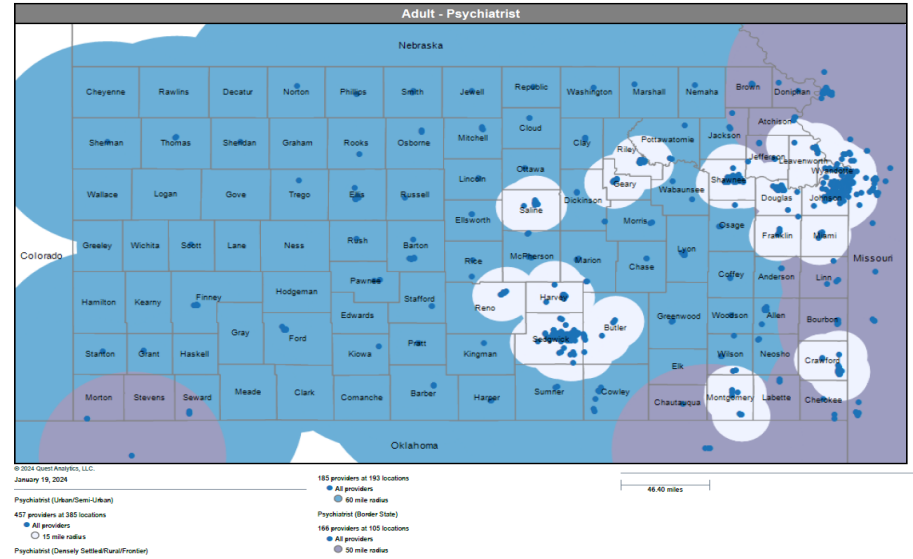
## Psychiatrist

### Quarterly Unique Provider Count

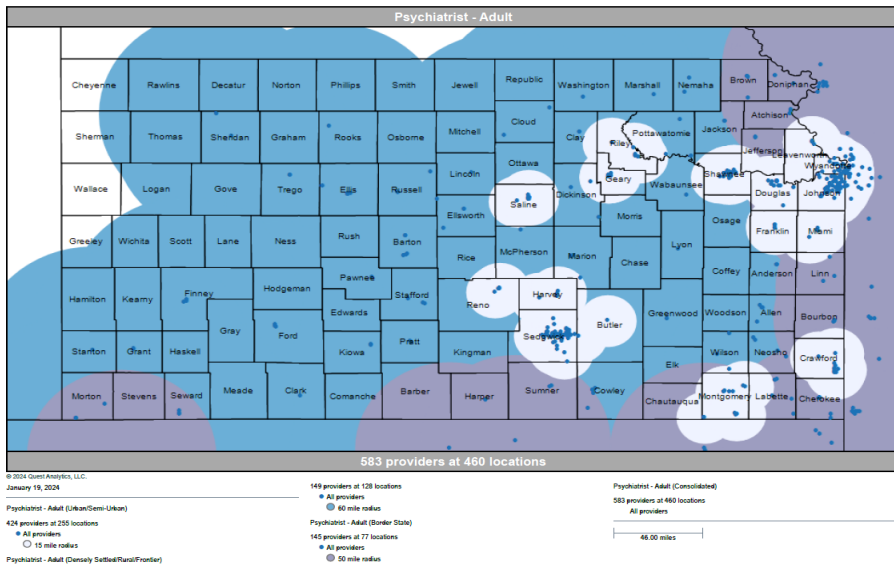
	1Q 2023	2Q 2023	3Q 2023	4Q 2023
Aetna Better Health	448	649	655	659
Sunflower Health Plan	541	525	581	583
UnitedHealthcare	501	528	550	562



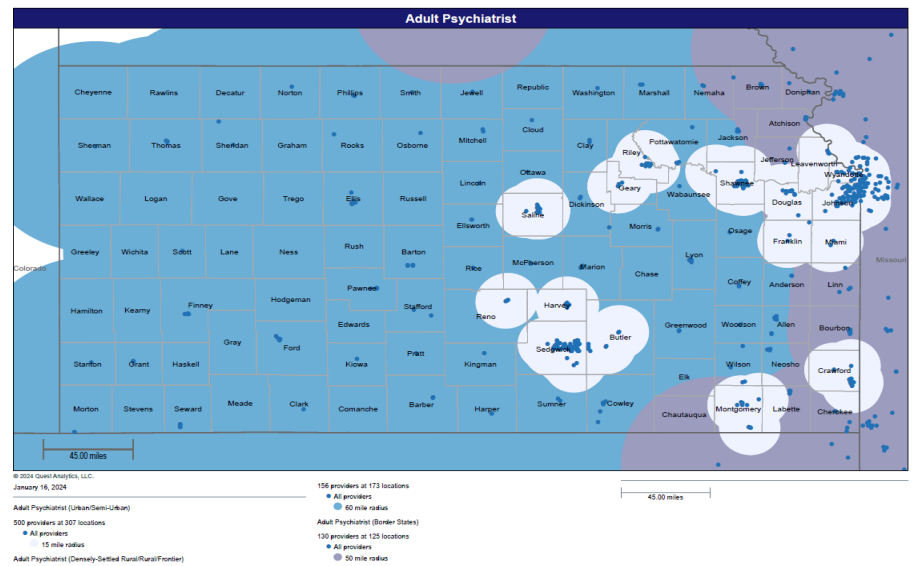
### Aetna Better Health



### Sunflower Health Plan



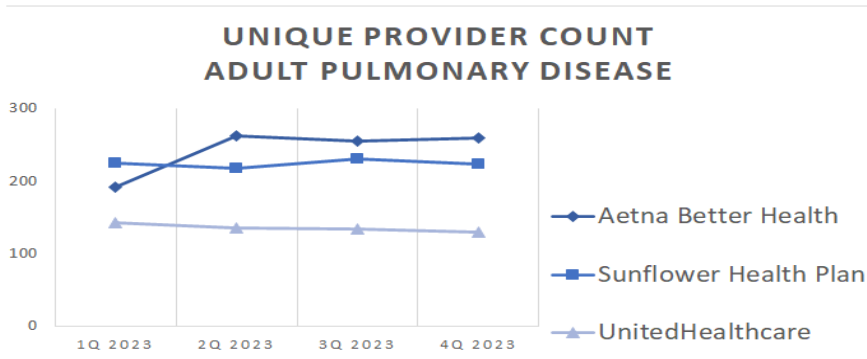
### UnitedHealthcare



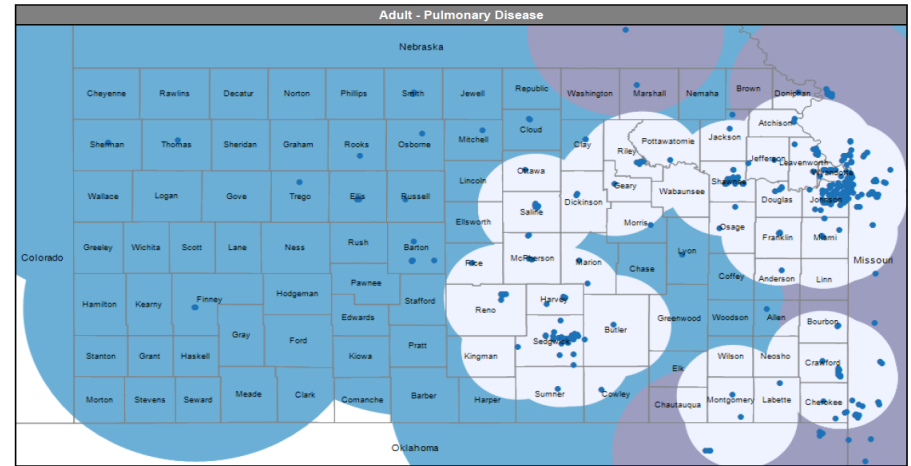
## Pulmonary Disease

### Quarterly Unique Provider Count

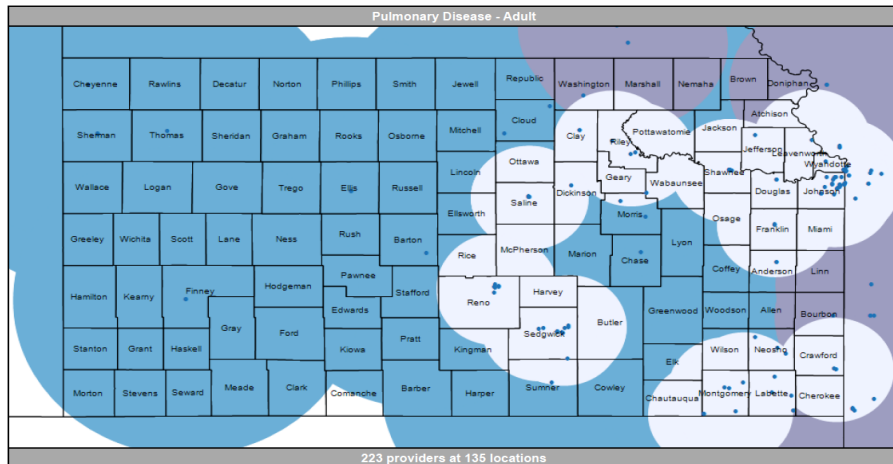
	1Q 2023	2Q 2023	3Q 2023	4Q 2023
<b>Aetna Better Health</b>	<b>192</b>	<b>263</b>	<b>255</b>	<b>259</b>
<b>Sunflower Health Plan</b>	<b>225</b>	<b>217</b>	<b>231</b>	<b>223</b>
<b>UnitedHealthcare</b>	<b>143</b>	<b>135</b>	<b>134</b>	<b>129</b>



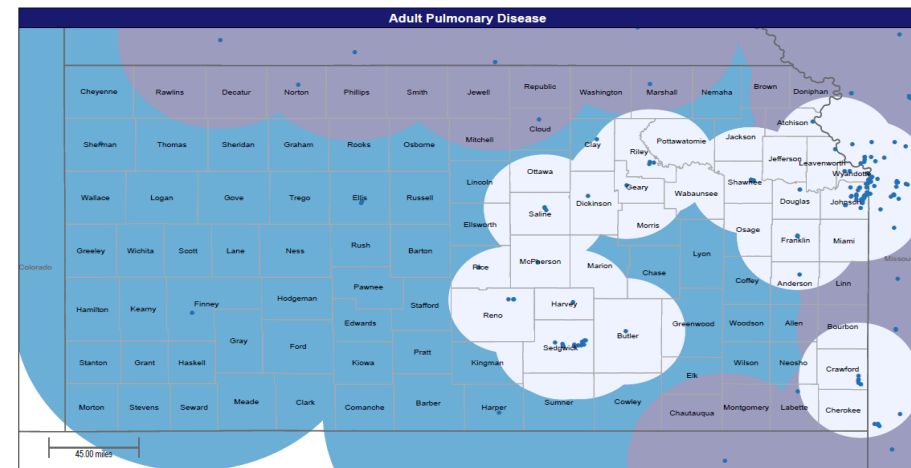
### Aetna Better Health



### Sunflower Health Plan



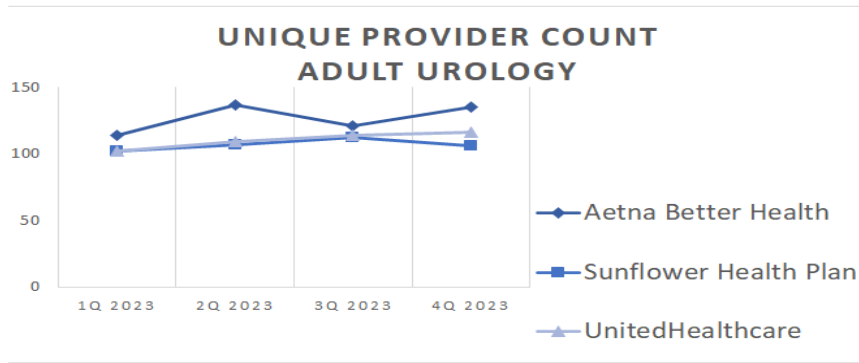
### UnitedHealthcare



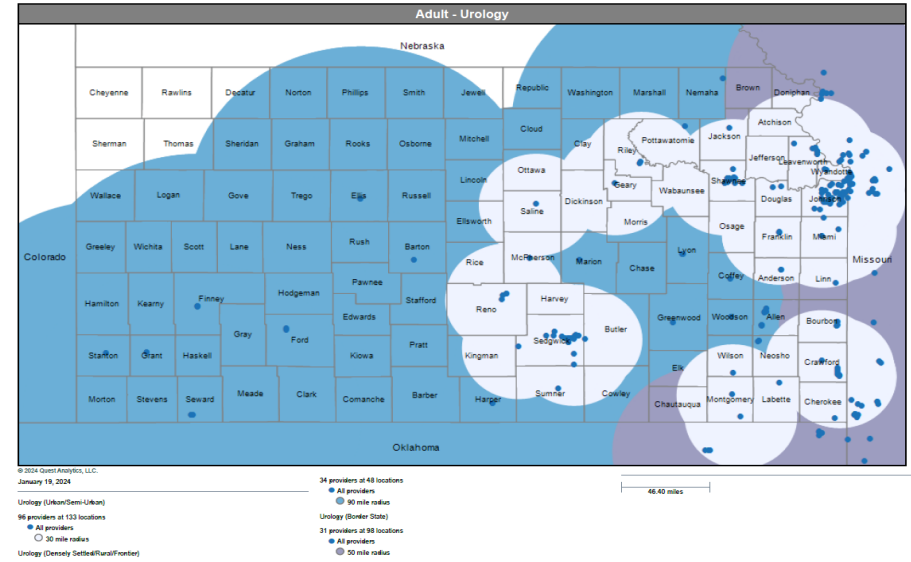
## Urology

### Quarterly Unique Provider Count

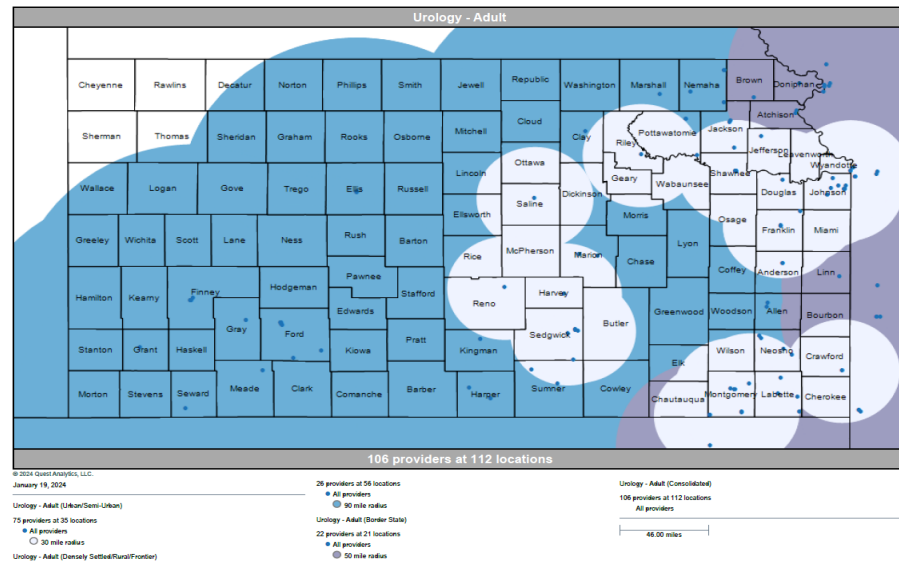
	1Q 2023	2Q 2023	3Q 2023	4Q 2023
<b>Aetna Better Health</b>	<b>114</b>	<b>137</b>	<b>121</b>	<b>135</b>
<b>Sunflower Health Plan</b>	<b>102</b>	<b>107</b>	<b>112</b>	<b>106</b>
<b>UnitedHealthcare</b>	<b>102</b>	<b>109</b>	<b>114</b>	<b>116</b>



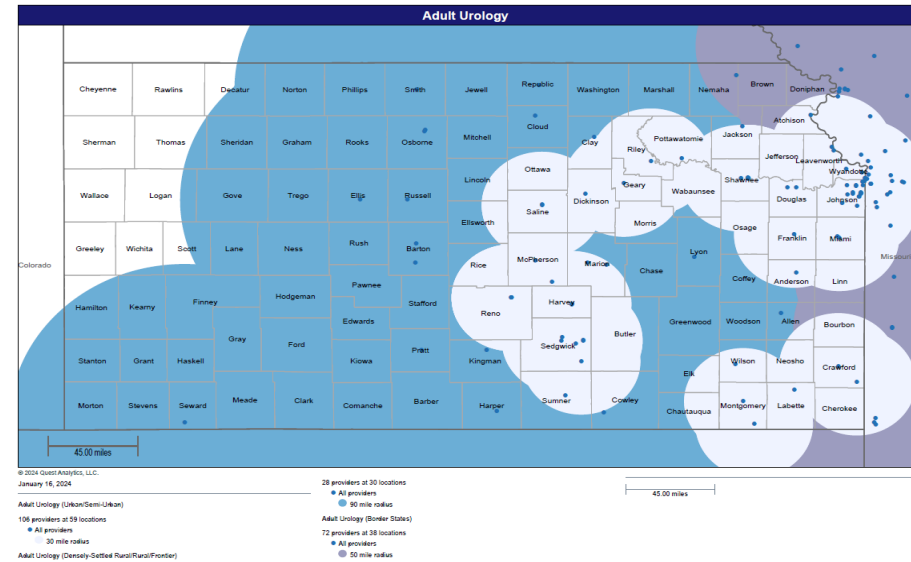
### Aetna Better Health



### Sunflower Health Plan



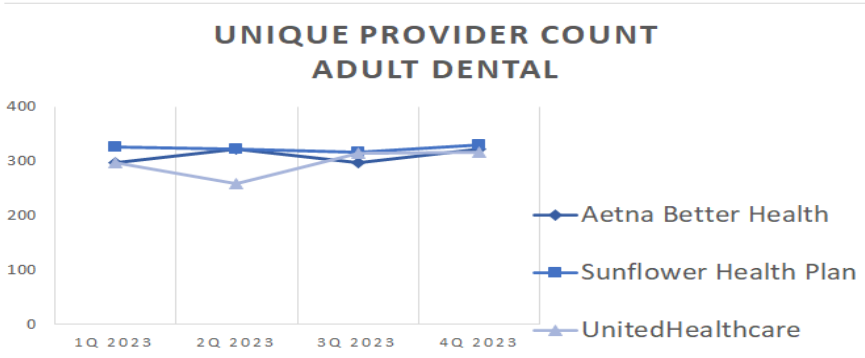
### UnitedHealthcare



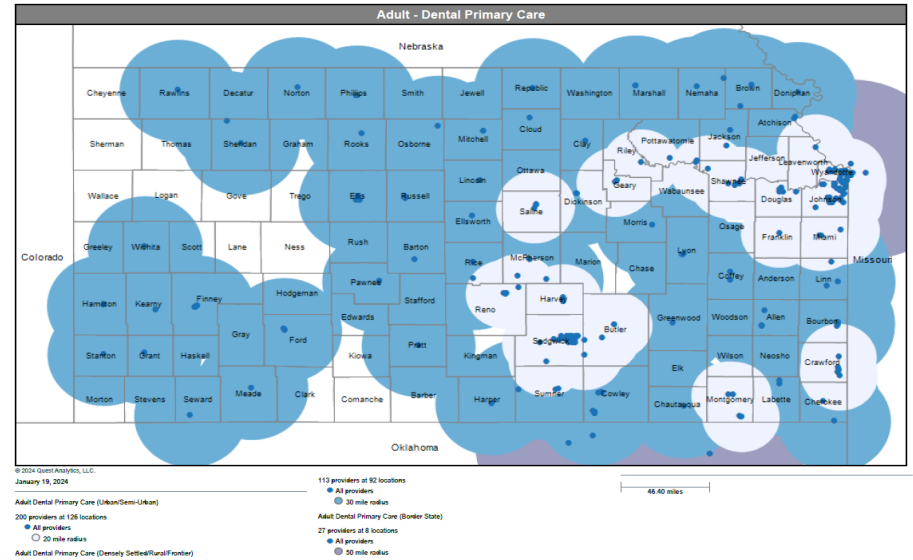
## Dental Primary Care

### Quarterly Unique Provider Count

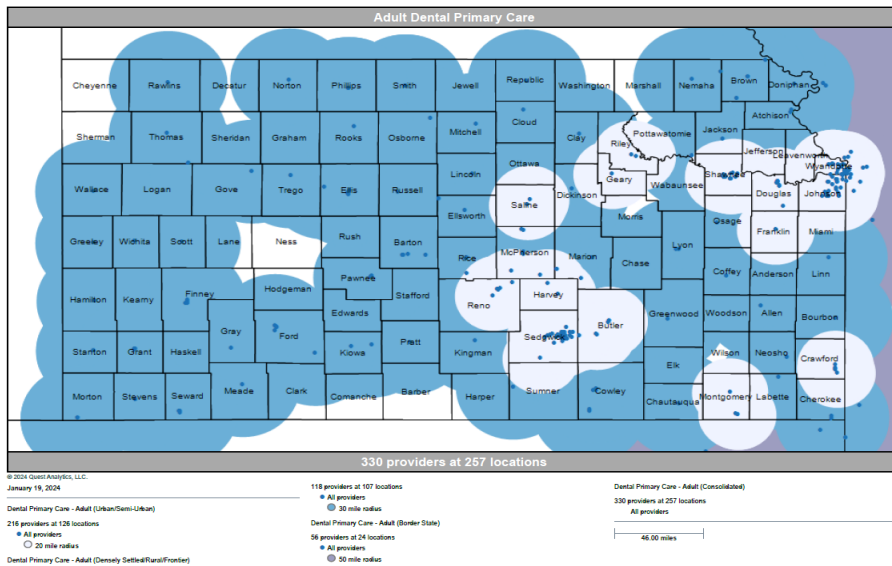
	1Q 2023	2Q 2023	3Q 2023	4Q 2023
<b>Aetna Better Health</b>	<b>297</b>	<b>322</b>	<b>297</b>	<b>322</b>
<b>Sunflower Health Plan</b>	<b>326</b>	<b>323</b>	<b>317</b>	<b>330</b>
<b>UnitedHealthcare</b>	<b>298</b>	<b>258</b>	<b>315</b>	<b>317</b>



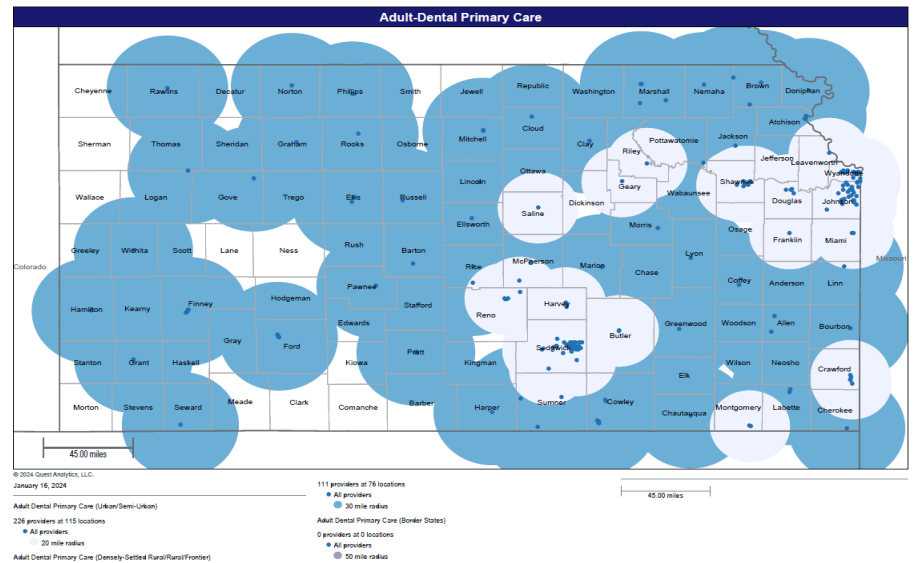
## Aetna Better Health



## Sunflower Health Plan



## UnitedHealthcare





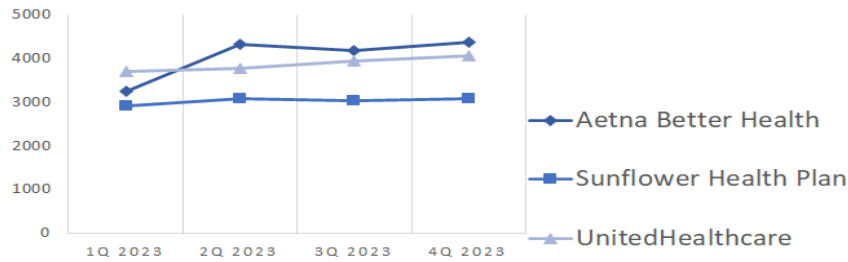
# KanCare Managed Care Organization Network Access As of January 1, 2024

## Behavioral Health

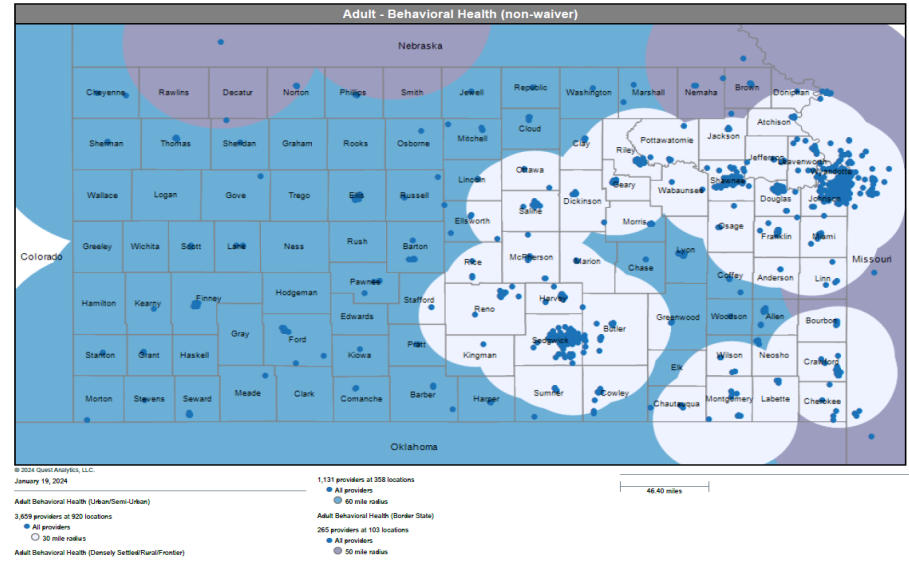
### Quarterly Unique Provider Count

	1Q 2023	2Q 2023	3Q 2023	4Q 2023
Aetna Better Health	3238	4318	4171	4369
Sunflower Health Plan	2908	3067	3035	3084
UnitedHealthcare	3713	3772	3934	4069

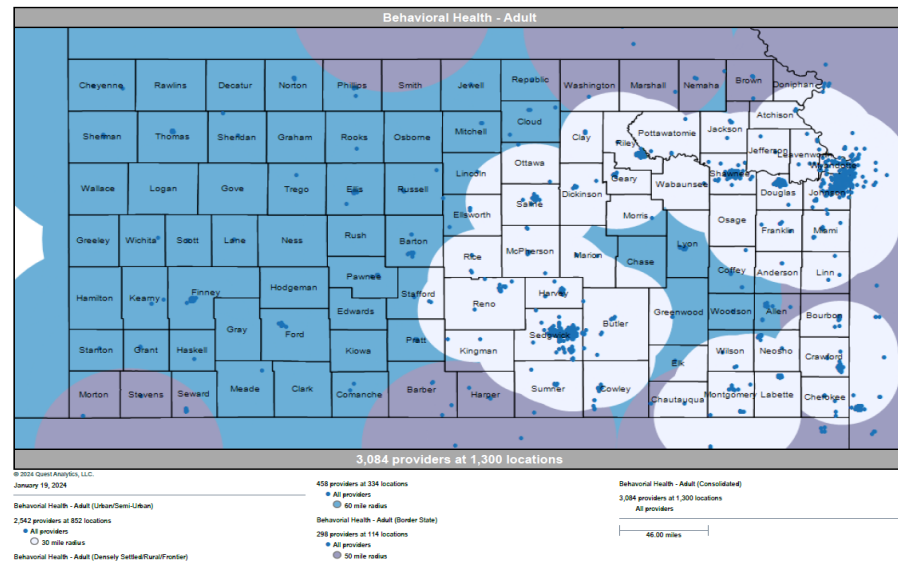
UNIQUE PROVIDER COUNT  
ADULT BEHAVIORAL HEALTH



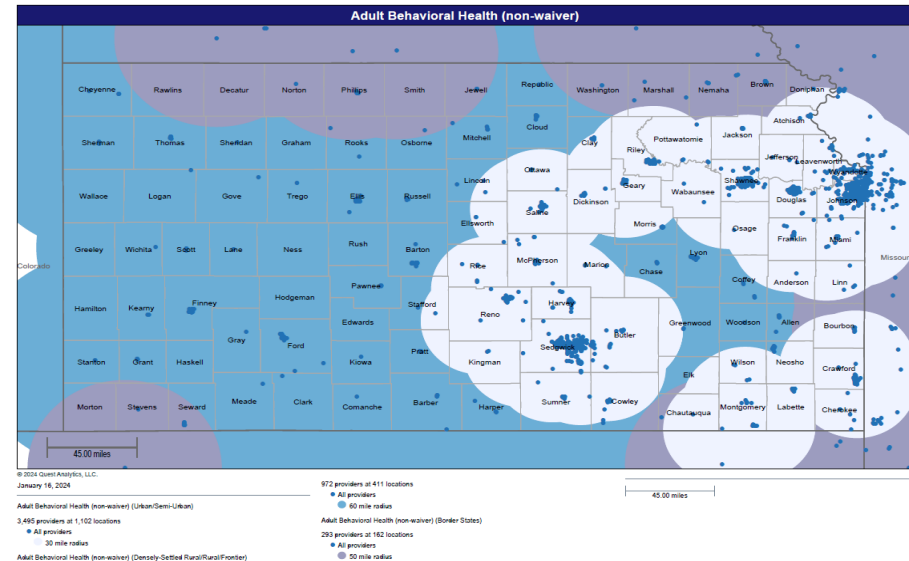
## Aetna Better Health



## Sunflower Health Plan



## UnitedHealthcare





**KanCare Managed Care Organization**  
**Network Access As of January 1, 2024**  
**Description of Provider Types and Specialties**

Provider Type/Specialty	Description
Primary Care Provider (PCP)	<p>All KanCare members will select or be assigned to a PCP. The KanCare MCOs contract with PCPs to provide, to their members, primary care services including:</p> <ul style="list-style-type: none"> <li>• Basic diagnosis and treatment of common illnesses and medical conditions</li> <li>• Counseling and education on safe health behaviors, self-care skills, treatment options, and preventive services</li> <li>• Referrals to specialists for treatment and management of more complex conditions</li> </ul> <p>Family practitioners, general practitioners, internists, pediatricians, OB/GYNs, and other types of providers contracted to fulfill this purpose, may function as PCPs. In addition, physician assistants and nurse practitioners supporting the types of physicians listed above may function as PCPs. The access standard for urban and semi-urban counties is that a PCP be available within 20 miles of the member's residence. For rural and frontier counties, a PCP should be available within 30 miles of the member's residence.</p>
Allergy	<p>Allergists are doctors who specialize in diagnosis, treatment and management of allergies, asthma and immunologic disorders. The KanCare MCOs contract with allergists to provide these services to their members. The access standard for urban and semi-urban counties is that an allergist be available within 25 miles of the member's residence. For rural and frontier counties, an allergist should be available within 100 miles of the member's residence.</p>
Cardiology	<p>Cardiologists are doctors who specialize in diagnosing and treating diseases or conditions of the heart and blood vessels—the cardiovascular system. The KanCare MCOs contract with cardiologists and cardiovascular surgeons to provide these services to their members. The access standard for urban and semi-urban counties is that a cardiologist be available within 25 miles of the member's residence. For rural and frontier counties, a cardiologist should be available within 100 miles of the member's residence.</p>
Dermatology	<p>Dermatologists are doctors who specialize in diagnosis, treatment, and prevention of skin diseases or skin cancers. The KanCare MCOs contract with dermatologists to provide these services to their members. The access standard for urban and semi-urban counties is that a dermatologist be available within 25 miles of the member's residence. For rural and frontier counties, a dermatologist should be available within 100 miles of the member's residence.</p>
Internal Medicine	<p>Physicians specializing in internal medicine, internists, deal with the prevention, diagnosis, and treatment of adult diseases. The access standard for urban and semi-urban counties is that an internist be available within 25 miles of the member's residence. For rural and frontier counties, an internist should be available within 100 miles of the member's residence.</p>
Gastroenterology	<p>Gastroenterologists are doctors who specialize in diseases of the digestive tract. The KanCare MCOs contract with gastroenterologists to provide these services to their members. The access standard for urban and semi-urban counties is that a gastroenterologist be available within 25 miles of the member's residence. For rural and frontier counties, a gastroenterologist should be available within 100 miles of the member's residence.</p>
General Surgery	<p>A general surgeon is a physician who has been educated and trained in the diagnosis and preoperative, operative, and postoperative management of patient care. The KanCare MCOs contract with general surgeons to provide these services to their members. The access standard for urban and semi-urban counties is that a general surgeon be available within 25 miles of the member's residence. For rural and frontier counties, a general surgeon should be available within 100 miles of the member's residence.</p>
Hematology/Oncology	<p>Hematologists are doctors who specialize in diagnosis, treatment, and management of blood disorders. The KanCare MCOs contract with hematologists to provide these services to their members. The access standard for urban and semi-urban counties is that a hematologist be available within 25 miles of the member's residence. For rural and frontier counties, a hematologist should be available within 100 miles of the member's residence.</p>





## KanCare Managed Care Organization Network Access As of January 1, 2024

Neonatology	Neonatologists are doctors who specialize in the treatment of newborn infants—especially premature and ill infants. The KanCare MCOs contract with neonatologists to provide these services to their members. The access standard for urban and semi-urban counties is that a neonatologist be available within 25 miles of the member’s residence. For rural and frontier counties, a neonatologist should be available within 100 miles of the member’s residence.
Nephrology	Nephrologists are doctors who specialize in diagnosis and management of kidney diseases. The KanCare MCOs contract with nephrologists to provide these services to their members. The access standard for urban and semi-urban counties is that a nephrologist be available within 25 miles of the member’s residence. For rural and frontier counties, a nephrologist should be available within 100 miles of the member’s residence.
Neurology	Neurologists are doctors who specialize in diagnosis and treatment of disorders of the nervous system. The KanCare MCOs contract with neurologists to provide these services to their members. The access standard for urban and semi-urban counties is that a neurologist be available within 25 miles of the member’s residence. For rural and frontier counties, a neurologist should be available within 100 miles of the member’s residence.
Neurosurgery	Neurosurgeons are doctors who specialize in brain and spinal surgery. The KanCare MCOs contract with neurosurgeons to provide these services to their members. The access standard for urban and semi-urban counties is that a neurosurgeon be available within 25 miles of the member’s residence. For rural and frontier counties, a neurosurgeon should be available within 100 miles of the member’s residence.
OB/GYN	An obstetrician/gynecologist (OB/GYN) is a physician who both delivers babies and treats diseases of the female reproductive organs. The KanCare MCOs contract with OB/GYNs, including specialists in maternal fetal medicine and certified nurse midwives, to provide these services to their members. The access standard for urban and semi-urban counties is that an OB/GYN be available within 15 miles of the member’s residence. For rural and frontier counties, an OB/GYN should be available within 60 miles of the member’s residence.
Ophthalmology	An ophthalmologist is a physician specializing in medical and surgical eye problems. Since ophthalmologists perform operations on eyes, they are both surgical and medical specialists. The KanCare MCOs contract with ophthalmologists to provide these services to their members. The access standard for urban and semi-urban counties is that an ophthalmologist be available within 25 miles of the member’s residence. For rural and frontier counties, an ophthalmologist should be available within 100 miles of the member’s residence.
Orthopedics	Orthopedists are doctors who specialize in disorders of the bones, ligaments, tendons and joints. The KanCare MCOs contract with orthopedists to provide these services to their members. The access standard for urban and semi-urban counties is that an orthopedist be available within 25 miles of the member’s residence. For rural and frontier counties, an orthopedist should be available within 100 miles of the member’s residence.
Otolaryngology	An otolaryngologist is a physician who specializes in the diagnosis and treatment of disorders of the head and neck. This specialty is more commonly known as ENT (ear, nose, and throat). The access standard for urban and semi-urban counties is that an otolaryngologist be available within 25 miles of the member’s residence. For rural and frontier counties, an otolaryngologist should be available within 100 miles of the member’s residence.
Physical Medicine/Rehab	Physical medicine and rehabilitation is an area of medicine that strives to restore and enhance function and quality of life to those with physical impairments or disabilities. A physician in this field, a physiatrist, specializes in restoring function to people with injuries to the muscles, bones, tissues, and nervous system (such as stroke patients). The access standard for urban and semi-urban counties is that a physiatrist be available within 25 miles of the member’s residence. For rural and frontier counties, a physiatrist should be available within 100 miles of the member’s residence.
Plastic & Reconstructive Surgery	A plastic surgeon specializes in the correction or restoration of form and function. Although cosmetic surgery is the most well-known type of plastic surgery, most plastic surgery is not cosmetic. Plastic surgeons deal with reconstructive surgery as well as the treatment of burns. The access standard for urban and semi-urban counties is that a plastic surgeon be available within 25 miles of the member’s residence. For rural and frontier counties, a plastic surgeon should be available within 100 miles of the member’s residence.



## KanCare Managed Care Organization Network Access As of January 1, 2024

Podiatry	A podiatrist is a physician who specializes in the diagnosis and treatment of disorders of the foot, ankle, and lower extremities. The access standard for urban and semi-urban counties is that a podiatrist be available within 25 miles of the member's residence. For rural and frontier counties, a podiatrist should be available within 100 miles of the member's residence.
Psychiatrist	A psychiatrist is a physician who specializes in the prevention, diagnosis, and treatment of mental, addictive, and emotional disorders. The KanCare MCOs contract with psychiatrists to provide these services to their members. The access standard for urban and semi-urban counties is that a psychiatrist be available within 15 miles of the member's residence. For rural and frontier counties, a psychiatrist should be available within 60 miles of the member's residence.
Pulmonary Disease	A pulmonologist is a physician who diagnoses and treats diseases and conditions of the lungs and chest. Pulmonology often involves managing patients who need life support and mechanical ventilation. The access standard for urban and semi-urban counties is that a pulmonologist be available within 25 miles of the member's residence. For rural and frontier counties, a pulmonologist should be available within 100 miles of the member's residence.
Urology	Urology focuses on the urinary tract in males and females, and on the reproductive system in males. Urologists diagnose, treat, and manage patients with urological disorders. The organs covered by urology include the kidneys, ureters, urethra, urinary bladder, adrenal gland and the male reproductive organs. The access standard for urban and semi-urban counties is that a urologist be available within 25 miles of the member's residence. For rural and frontier counties, a urologist should be available within 100 miles of the member's residence.
Hospital	Hospitals are healthcare institutions that provide patient treatment by specialized staff and equipment. Hospitals most commonly provide overnight stays for people with serious or life threatening health problems, emergency care, and surgical care. The KanCare MCOs contract with hospitals to provide these services to their members. The access standard for both urban and rural counties is that a hospital be available within 30 miles of the member's residence.
Optometry	An optometrist is a health care professional who is licensed to provide primary eye care services. The KanCare MCOs contract with optometrists to provide these services to their members. The access standard for both urban and rural counties is that an optometrist be available within 30 minutes transport time of the member's residence. The plans have used 30 miles as a proxy for 30 minutes transport time.
Dental Primary Care	Dental primary care includes dental procedures or protocols that attempt to preserve oral hard tissues (teeth) and soft tissues (gums) in good health. Common examples of services include checkups, cleanings, fluoride treatment and sealants. The KanCare MCOs contract with dental providers, including general dentistry practitioners and pediatric dentists, to provide primary dental care services to their members. The access standard for urban and semi-urban counties is that dental primary care be available within 20 miles of the member's residence. For rural and frontier counties, dental primary care should be available within 30 miles of the member's residence.
Retail Pharmacy	Retail pharmacists are medical professionals who prepare and sell prescription drugs as directed by physicians. Pharmacists use their knowledge and training to counsel customers on the appropriate dosages as well as provide instructions concerning the safety of combining certain medications. The KanCare MCOs contract with retail pharmacies to provide these services to their members. The access standard for urban and semi-urban counties is that a retail pharmacy be available within 10 miles of the member's residence. For rural and frontier counties, a retail pharmacy should be available within 30 miles of the member's residence.
Behavioral Health	Behavioral healthcare refers to a continuum of services for individuals at risk of, or suffering from, mental, behavioral, or addictive disorders. The KanCare MCOs contract with behavioral health providers, including mental health and substance use disorder providers, to offer these services to their members. The access standard for urban and semi-urban counties is that behavioral health services be available within 30 miles of the member's residence. For densely-settled rural counties, behavioral health services should be available within 45 miles of the member's residence. For rural and frontier counties, behavioral health services should be available within 60 miles of the member's residence. The KanCare MCOs were instructed to exclude Community Mental Health Centers (CMHCs), Psychiatric Residential Treatment Facilities (PRTFs), and Regional Alcohol and Drug Assessment Centers (RADACs) when creating these maps, as all of these providers must be in network for all plans due to the nature of service they provide.